

Staying Safe at WFU

Student Conduct, University Police and
Emergency Management



WAKE FOREST
UNIVERSITY

August 24, 2017

- **Introductions**
 - **Creating a Safety Net**
 - **Community Standards**
 - **Equipping Students with Resources**
 - **Questions**
-



WAKE FOREST
UNIVERSITY

© DCI/Ed Carreron



BBC
AMERICA

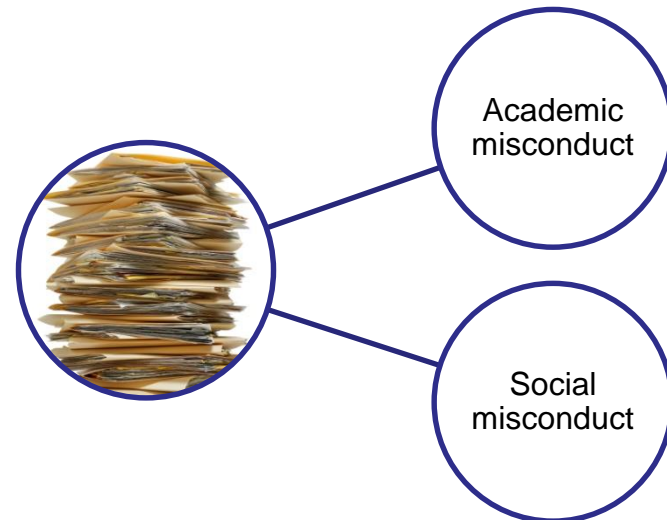




WAKE FOREST
UNIVERSITY



- **Critical document detailing expectations for students inside and outside the classroom**
- **Sections**
 - Introduction
 - Expectations/Standards
 - Sanctions
 - Procedures
 - Appeals
- **Policies exist to support student safety**



- **Academic misconduct**

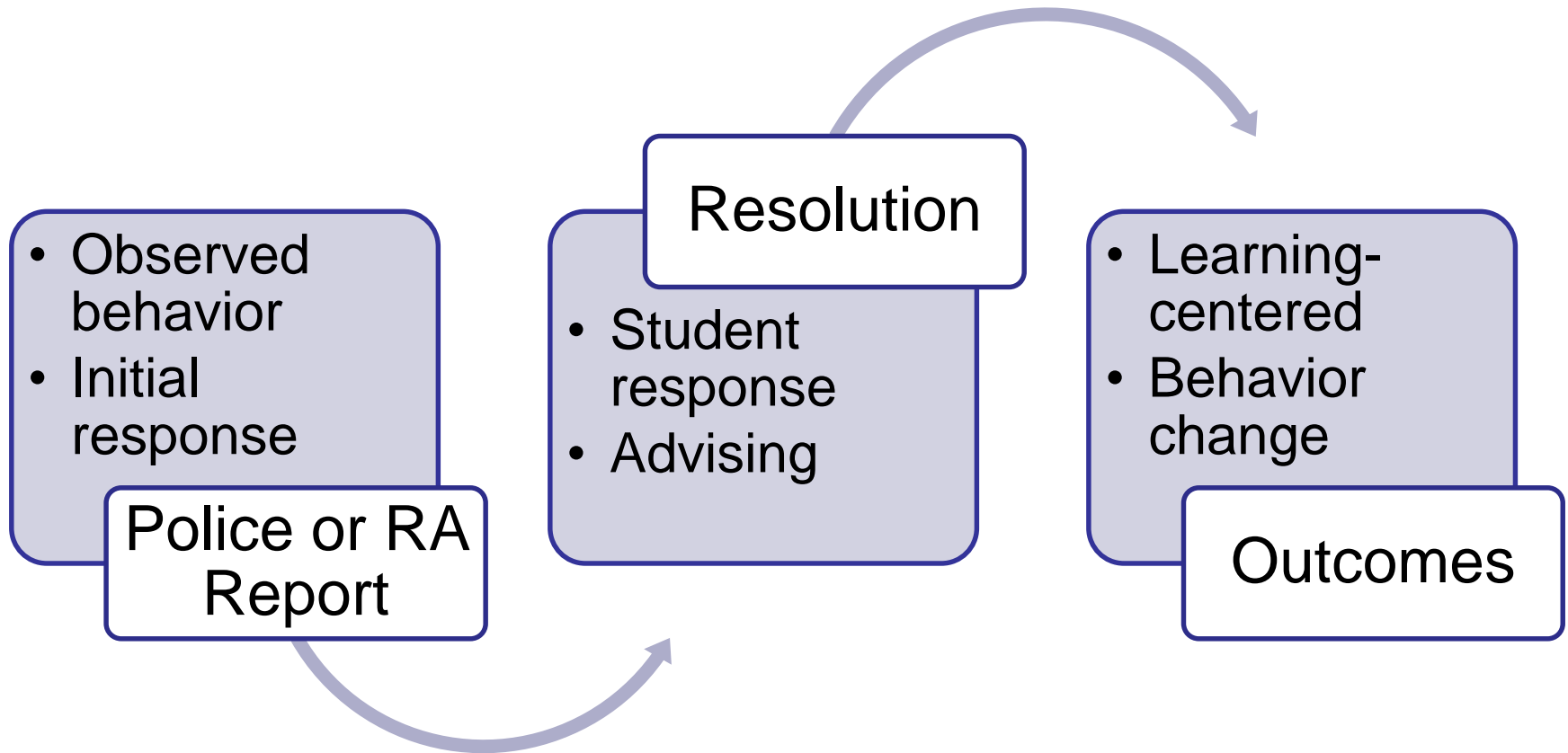


- **Non-academic misconduct**

- Alcohol and other drugs
 - Social honor code
 - Bullying and harassment
 - Disorderly conduct
 - Failure to comply
-








- **Accountability outcomes**
 - Behavior change
 - Ensure safety
 - Promote student learning
 - Reaffirm expectations
 - **Examples**
 - Educational outcomes
 - Housing restrictions
 - Restorative actions
 - Suspension/Expulsion
-

Mission Statement

The Wake Forest University Police Department is committed to a comprehensive approach in providing a **safe and inclusive community where students, faculty, staff and visitors may experience a sense of security and belonging.**

The WFU Police Department is comprised of professionally trained police officers, security officers, communications officers, and support staff. The primary concern of the department is to protect and assist the campus community.



Accredited
Police Department




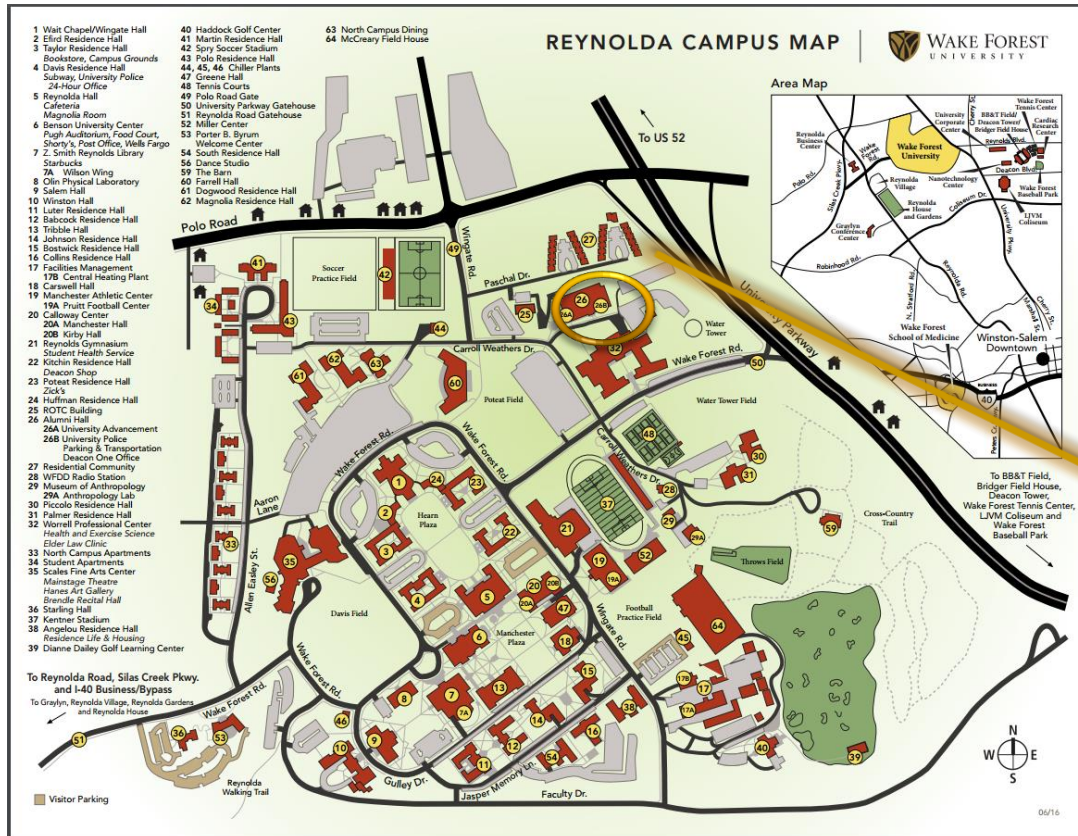
Community Policing
& Partnerships



Resource Officers

24/7/365 with
a 911 Center





Building Number 26B Alumni Hall



get**Connected** stay protected

The Wake Forest University Police Department is staffed 24 hours a day. The Department employs 60 people, with 25 sworn officers. If you have an emergency, **dial 911** from a campus phone or **(336) 758-5911** from a cell phone.



Register your cell phone for Wake Alert:

<http://wakealert.wfu.edu/>

LiveSafe: Safety App

Download from the Google play or the App Store

Anonymous tips to Silent Witnesses:

<http://www.wfu.edu/police/form-silent-witness.php>

Register your property:

<http://www.wfu.edu/police/form-op-id.html>



Register your bike:

<http://parking.wfu.edu/alternative-modes-of-transportation/bicycle-registration/>

Meet your Resource Officer:

http://www.wfu.edu/police/resource_officer.php

Sign up for RAD:

<http://pdc.wfu.edu/police/rad.php>



WFUPD on Facebook:

<http://www.facebook.com/WFUPD>

Campus emergency call box locations:

<http://www.wfu.edu/police/pdf/emergency.pdf>

CARE Threat Assessment Team:

<http://www.wfu.edu/police/careteam.php>

Overseas Travel Safety:

<http://www.wfu.edu/police/safety.php>



Transportation and Parking Services:

<http://www.wfu.edu/facilities/ParkingManagement.html>

Annual Clery Crime Report:

http://www.wfu.edu/police/clery_rpts.php



Ask a Cop:

<http://www.wfu.edu/police/form-ask-a-cop.html>

RAD: Rape Aggression DEFENSE





Chat with the Chief





Collegiate Trust Talks

**Human Relations
Approach to
Police and Student
Dialogue**

Report Bias

[Home](#) [What to Expect](#) [Report a Bias-Related Incident](#) [Community Standards](#) [Resources & Training](#) [Annual Report](#)

What is Bias?

A **bias incident** is an act or behavior motivated by the offender's bias against facets of another's identity.

Bias occurs whether the act is intentional or unintentional.

Bias may be directed toward an individual or group. Bias may contribute to creating an unsafe / unwelcoming environment.

When should I report bias?

When you experience or witness something that you think the University should know about.

The Report Bias website is a communication channel for members of our community to share their experiences with us. Even if you're not sure if what you witnessed or experienced was bias-related, we still want to hear from you.

What happens next?

1. University Police will assess the situation for danger of imminent harm.
2. A team led by the Dean of Students and the Office of Diversity & Inclusion will review the report and reach out to you to provide care, offer support, and learn more about the incident. If needed, the Dean's team will direct the report to the appropriate office for investigation.

Student employees that are trained to assist University Police and enhance student safety

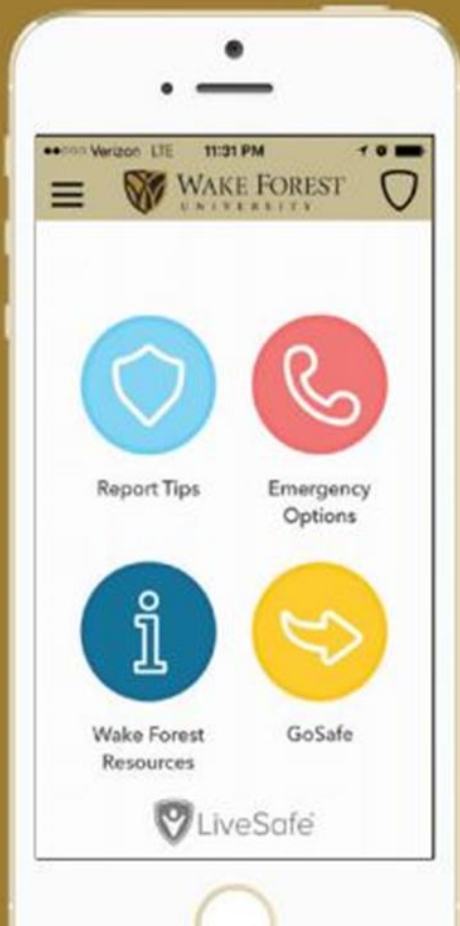


Captain Natoshia Miles



STAYAWAKE
LIVE  SAFE

Wake Forest University Police Department

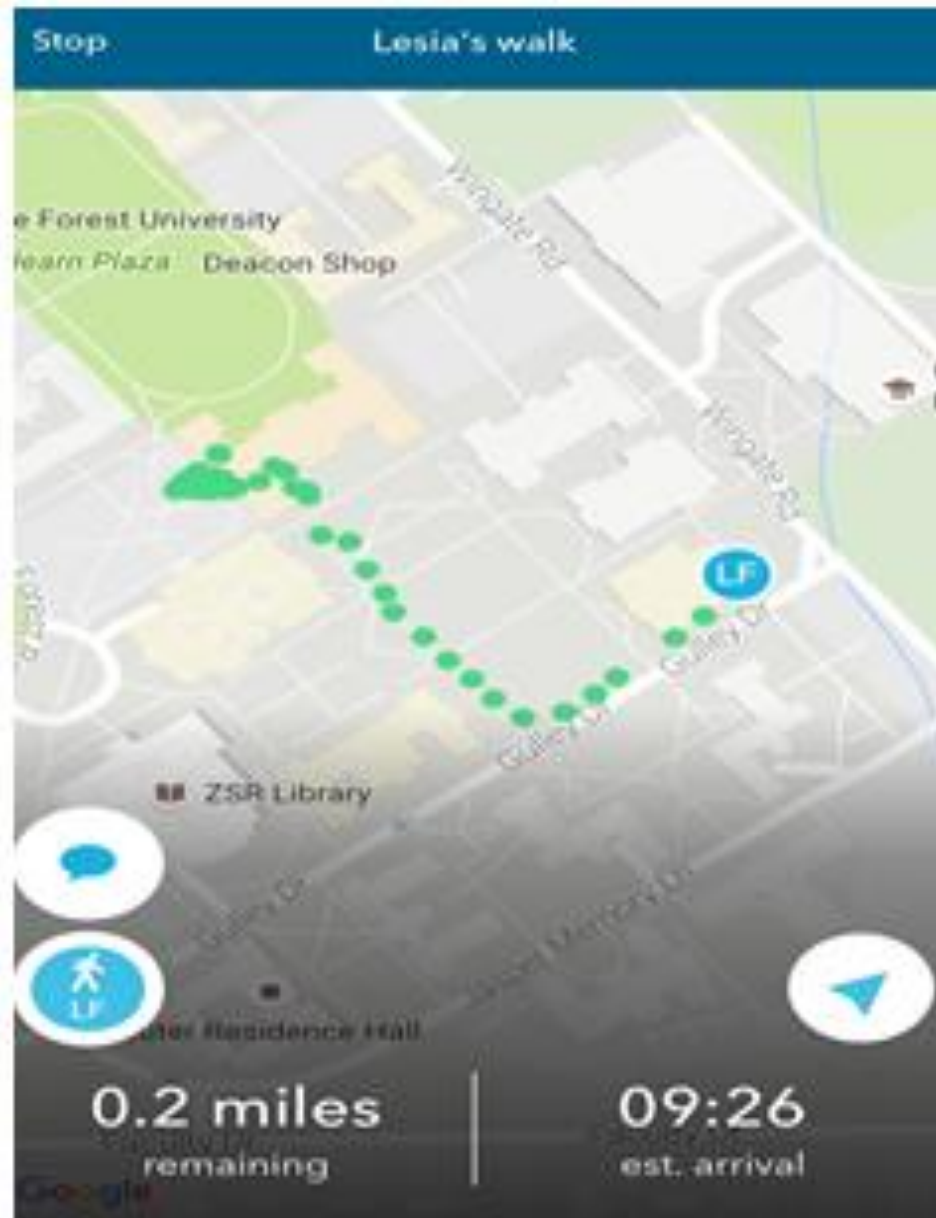


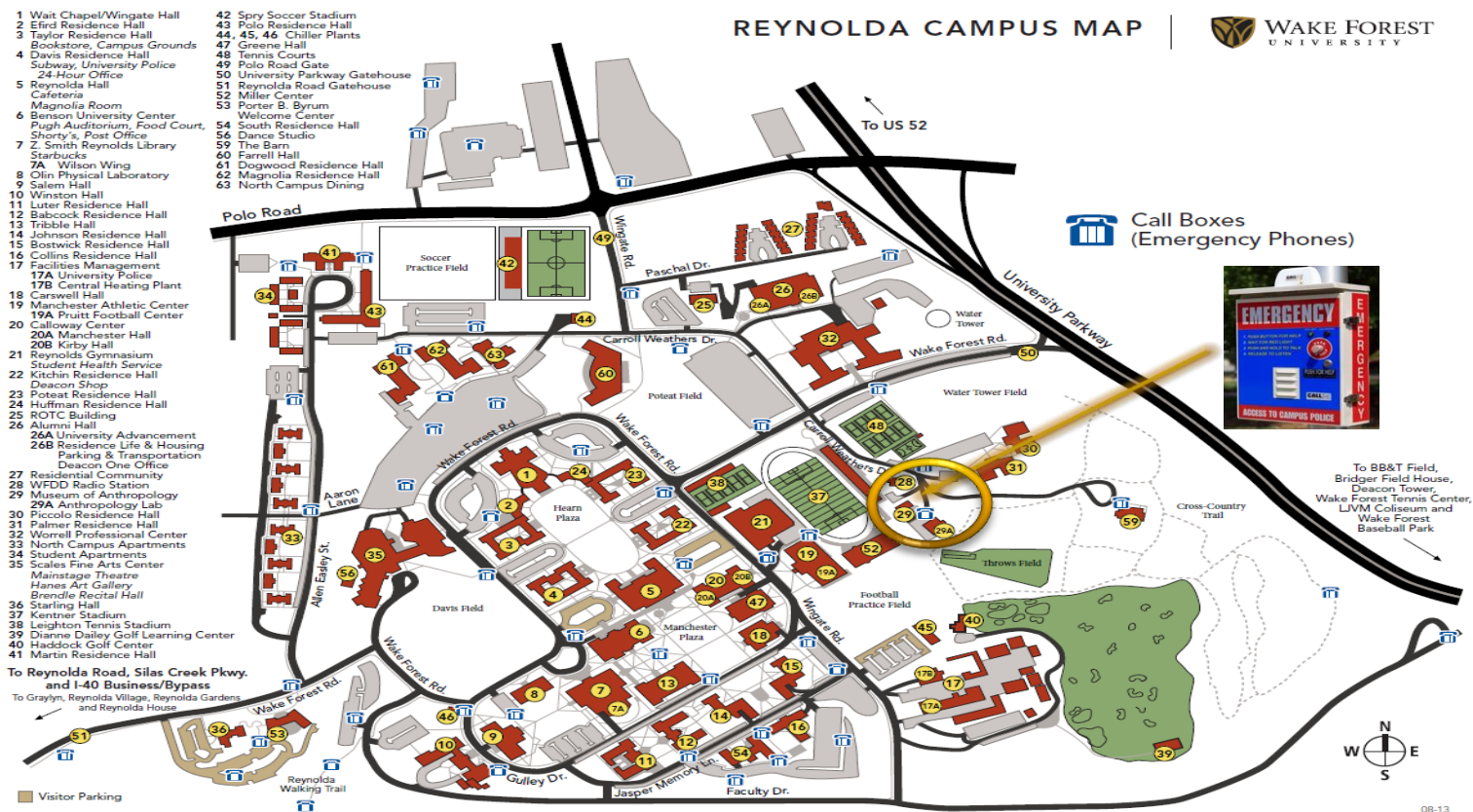
Get the App

- 1 Download "LiveSafe" for free from Google Play or the App Store.
- 2 Register with your email and fill out your profile. Verify your account.
- 3 Select "Wake Forest University" as your school. You're set!



WAKE FOREST
UNIVERSITY







A caring community acts to keep its members safe

By utilizing your insights and observations, we can work together to help members of our community connect with resources and keep our community safe.

email: CARE@wfu.edu

web: <http://http://careteam.wfu.edu/>

Wake Alert, the University's emergency notification program, provides information and advisories via a number of communication channels including:

- Wake Alert website - <http://wakealert.wfu.edu/>
- Text Messaging
- An Outdoor/Indoor Warning System
- E-mail
- Twitter - @WakeAlert
- Phone/Voice Mail
- Recorded Message on the Wake Forest Weather Line



Wake Ready

[About ▼](#)[Emergency Alerts ▼](#)[Crime Alerts ▼](#)[Crime Prevention](#)[Emergency Response ▼](#)

IN CASE OF CAMPUS EMERGENCY (including medical)

- ▶ Campus phone: Dial 911
- ▶ Cell phone: Dial 1-336-758-5911
- ▶ Go to [Wake Alert](#) for the latest emergency information

Subscribe to Wake Ready crime alerts

Get crime alerts and other updates from Wake Ready as they are posted.

NOTE: Emails are sent daily at noon, but only if new updates have been posted in the previous 24 hours.

[Sign up now »](#)

Text Alerts

Sign up for emergency text alerts



Alert Methods

Emergency alert methods used at Wake Forest



Report

How to report an emergency on and off campus



Emergencies

Emergency situations and how to respond

