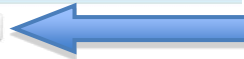


## Participant Instructions on Joining School Without SSO Login

Some participants won't have a university given "portal" login, but will still be eligible to participate. Follow these instructions to bypass the portal and join the school:

- Go to [www.imleagues.com](http://www.imleagues.com) and click "create account". When creating an account, **DO NOT** select a school:

Please fill out the following required information for your registration!

Register at School:  

First Name:

Last Name:

Email:

Password:

Confirm Password:

Gender:

Status:  Grad Year:

Birth Date:

Note: Only Birth Year Required


- When choosing an e-mail, you **MUST** use a **NON-SCHOOL EMAIL**. When you are done registering your account, and you've activated it through your email, log in and click "create/join school" at the top.
- Type the name of your school in the space provided. When it pulls up, click "join school"

All Results Members Teams Sports Network

Create New Network

- You will receive an error message that states you cannot automatically join the network, but that you can send a request to be approved by an administrator at your school. Click "Send Request":


Join School [View Public Page of the School](#)

 Cleveland State Community College

Sorry you need the following schools email(s) to join this network:  
ClevelandStateCC.edu  
**CLICK HERE** here to add an additional email address to your account.  
Once you confirm your additional email address, you will be able to join the network.

If you **DO NOT** have an email ending with ClevelandStateCC.edu you may send a request below or **Contact Us**

Request Message to Join School



**Note:** You just have to wait for an administrator to approve your request to join the school and then you'll be ready to sign up!