

Wake Forest University
Your First College Year Survey
Results 2019

Table of Contents

Construct Comparison

Description & Survey Items	4
----------------------------------	---

Comparison Charts

WFU '19 vs WFU '17	9
WFU '19 vs Private Institutions '19	10
WFU '19 Men vs Women	11
WFU '19 White vs URM	12
WFU '19 By Financial Concern	13

Significant Differences Across Specific Responses

WFU '19 vs WFU '17	14
WFU '19 vs Private Institutions '19	22
WFU '19 YFCY vs WFU '18 TFS	30
WFU '19 Men vs Women	35
WFU '19 White vs URM	42
WFU '19 By Financial Concern	50
Longitudinal Graphs of WFU Questions	56

Administering Institutions	81
----------------------------------	----

Questionnaire and WFU additional questions	84
--	----

Construct Comparison

WFU '19 YFCY vs WFU '17

vs Private Institutions '19

By Gender

By Race

By Financial Concern

Construct Descriptions & Survey Items

Academic Adjustment measures the ease with which students adjust to the academic demands of college.

Survey items (4) and estimation "weights": *Since entering this college, how has it been to:*

- * *Adjust to the academic demands of college (3.27)*
- * *Develop effective study skills (3.06)*
- * *Manage your time effectively (2.67)*
- * *Understand what your professors expect of you academically (1.29)*

Academic Disengagement measures the extent to which students engage in behaviors that are inconsistent with academic success.

Survey items (5) and estimation "weights":
Since entering this college, how often have you:

- * *Been late to class (1.82)*
- Since entering this college, indicate how often you:*
- * *Skipped class (1.60)*
- * *Turned in course assignment(s) late (1.26)*
- * *Turned in course assignments that did not reflect your best work (1.11)*
- * *Fell asleep in class (1.00)*

Academic Self-Concept is a unified measure of students' beliefs about their abilities and confidence in academic environments.

Survey items (4) and estimation "weights": *Rate yourself on each of the following traits as compared with the average person your age:*

- * *Academic ability (4.02)*
- * *Mathematical ability (2.69)*
- * *Self-confidence (intellectual) (1.90)*
- * *Drive to achieve (1.72)*

Civic Awareness measures changes in students' understanding of the issues facing their community, nation, and the world.

Survey items (3) and estimation "weights": *Please rate your agreement with the following statements: This institution has contributed to my:*

- * *Understanding of national issues (6.51)*
- * *Understanding of global issues (4.90)*
- * *Understanding of the problems facing your community (1.73)*

Civic Engagement measures the extent to which students are motivated and involved in civic, electoral, and political activities.

Survey items (7) and estimation "weights":

Since entering this college, how often have you:

- * *Publicly communicated your opinion about a cause (e.g., blog, email, petition) (1.56)*
- * *Worked on a local, state, or national political campaign (1.54)*
- * *Demonstrated for a cause (e.g., boycott, rally, protest) (1.53)*
- * *Helped raise money for a cause or campaign (1.09)*
- * *Performed volunteer work (0.79)*

Indicate the importance to you personally of each of the following:

- * *Keeping up to date with political affairs (1.45)*
- * *Influencing social values (1.10)*

Faculty Interaction: Contact and Communication measures the amount and type of contact students have with faculty that is appropriate for the first year of college, as well as satisfaction with these issues.

Survey items (5) and estimation "weights":

Since entering this college, how often have you:

- * *Communicated regularly with your professors (2.49)*
- * *Asked a professor for advice after class (1.64)*

Please rate your satisfaction with your college in each area:

- * *Amount of contact with faculty (1.26)*

Since entering this college, how often have you interacted with the following people (e.g., by phone, e-mail, text, or in person):

- * *Faculty during office hours (1.25)*
- * *Faculty outside of class or office hours (1.20)*

Habits of Mind is a unified measure of the behaviors and traits associated with academic success. These learning behaviors are seen as the foundation for lifelong learning.

Survey items (10) and estimation "weights": *How often in the past year did you:*

- * *Support your opinions with a logical argument (2.28)*
- * *Seek solutions to problems and explain them to others (2.20)*
- * *Seek alternative solutions to a problem (1.81)*
- * *Revise your papers to improve your writing (1.61)*
- * *Ask questions in class (1.51)*
- * *Take a risk because you felt you had more to gain (1.48)*
- * *Explore topics on your own, even though it was not required for a class (1.42)*
- * *Accept mistakes as part of the learning process (1.17)*
- * *Analyze multiple sources of information before coming to a conclusion (1.12)*
- * *Take on a challenge that scares you (0.89)*

Leadership is a unified measure of students' beliefs about their leadership development and capability and their experiences as a leader.

Survey items (4) and estimation "weights":

Rate yourself on each of the following traits as compared with the average person your age:

** Leadership ability (3.84)*

Please indicate the extent to which you agree or disagree with the following statements:

** I have effectively led a group to a common purpose (1.07)*

Since entering the college have you:

** Been a leader in an organization (1.04)*

** Participated in leadership training (0.87)*

Negative Cross-Racial Interaction is a unified measure of students' level of negative interaction with diverse peers.

Survey items (4) and estimation "weights": *To what extent have you experienced the following with students from a racial/ethnic group other than your own:*

** Had tense, somewhat hostile interactions (3.81)*

** Felt insulted or threatened because of your race/ethnicity (2.63)*

** Felt ignored or invisible because of your race/ethnicity (2.48)*

** Had guarded, cautious interactions (2.10)*

Overall Satisfaction is a unified measure of students' satisfaction with the college experience.

Survey items (4) and estimation "weights":

** If given the choice, would you still choose to enroll at your current (or most recent) college? (1.93)*

Please rate your satisfaction with your college in each area:

** Overall college experience (3.69)*

** Overall academic experience (1.88)*

** Overall quality of instruction (1.69)*

Pluralistic Orientation measures skills and dispositions appropriate for living and working in a diverse society.

Survey items (5) and estimation "weights": *How would you rate yourself in the following areas:*

** Tolerance of others with different beliefs (3.01)*

** Ability to work cooperatively with diverse people (2.74)*

** Ability to discuss and negotiate controversial issues (2.57)*

** Openness to having my views challenged (2.44)*

** Ability to see the world from someone else's perspective (2.43)*

Positive Cross-Racial Interaction is a unified measure of students' level of positive interaction with diverse peers.

Survey items (7) and estimation "weights": *To what extent have you experienced the following with students from a racial/ethnic group other than your own:*

- * *Had intellectual discussions outside of class (3.57)*
- * *Shared personal feelings and problems (3.52)*
- * *Dined or shared a meal (2.72)*
- * *Had meaningful and honest discussions about race/ethnic relations outside of class (2.46)*
- * *Studied or prepared for class (2.22)*
- * *Socialized or partied (2.12)*
- * *Pursued (by), dated, or otherwise intimately involved (1.33)*

Satisfaction with Coursework measures the extent to which students see their coursework as relevant, useful, and applicable to their academic success and future plans.

Survey items (4) and estimation "weights": *Please rate your satisfaction with your college in each area:*

- * *Relevance of coursework to future career plans (3.52)*
- * *Relevance of coursework to everyday life (3.13)*
- * *General education or core curriculum courses (1.31)*
- * *First-year programs (e.g., first-year seminar, learning community, linked courses, common book) (0.91)*

Science Identity measures the extent to which students conceive of themselves as scientists.

Survey items (4) and estimation "weights": *To what extent are the following statements true of you:*

- * *I think of myself as a scientist (5.00)*
- * *I feel like I belong in the field of science (4.82)*
- * *I have a strong sense of belonging to a community of scientists (2.32)*
- * *I derive great personal satisfaction from working on a team that is doing important research (1.88)*

Science Self-Efficacy is a measure of students' confidence in their ability to conduct scientific research.

Survey items (10) and estimation "weights": *How confident are you that you can:*

- * *Explain the results of a study (5.27)*
- * *Use scientific literature to guide research (4.32)*
- * *Determine how to collect appropriate data (4.02)*
- * *Generate an answerable research question (3.75)*
- * *Integrate results from multiple studies (3.72)*

- * *Understand scientific concepts (2.54)*
- * *Ask relevant questions (2.47)*
- * *Identify what is known and not known about a problem (2.20)*
- * *Use technical science skills (use of tools, instruments, and/or techniques) (1.61)*
- * *See connections between different areas of science and mathematics (1.55)*

Sense of Belonging measures the extent to which students feel a sense of academic and social integration on campus.

Survey items (4) and estimation "weights": *Please indicate the extent to which you agree or disagree with the following statements:*

- * *I feel I am a member of this college (5.10)*
- * *I feel a sense of belonging to this campus (4.62)*
- * *I see myself as part of the campus community (2.95)*
- * *If asked, I would recommend this college to others (2.50)*

Social Agency measures the extent to which students value political and social involvement as a personal goal.


Survey items (6) and estimation "weights": *Indicate the importance to you personally of each of the following:*

- * *Participating in a community action program (2.86)*
- * *Helping to promote racial understanding (2.77)*
- * *Becoming a community leader (2.65)*
- * *Keeping up to date with political affairs (2.15)*
- * *Influencing social values (1.78)*
- * *Helping others who are in difficulty (1.71)*

Social Self-Concept is a unified measure of students' beliefs about their abilities and confidence in social situations.


Survey items (3) and estimation "weights": *Rate yourself on each of the following traits as compared with the average person your age:*

- * *Self-confidence (social) (2.06)*
- * *Leadership ability (1.96)*
- * *Public speaking ability (1.76)*

		WFU '19	WFU '17	WFU '19 vs WFU '17
Social Agency	Total (n)	81.3	215.3	Small effect (greater) 
	Mean	54.7	56.6	
	Std Dev	7.1	12.6	
Sense of Belonging	Total (n)	84.9	242.0	
	Mean	54.0	54.0	
	Std Dev	8.2	9.2	
Overall Satisfaction	Total (n)	92.8	224.1	
	Mean	53.4	55.4	
	Std Dev	11.5	8.4	
Leadership	Total (n)	89.6	221.5	
	Mean	53.2	52.1	
	Std Dev	10.5	8.3	
Civic Awareness	Total (n)	82.6	204.8	
	Mean	52.5	50.6	
	Std Dev	10.5	12.5	
Satisfaction with Coursework	Total (n)	92.8	224.1	
	Mean	52.0	53.1	
	Std Dev	10.2	11.2	
Faculty Interaction: Contact and Communication	Total (n)	80.4	227.6	
	Mean	51.5	52.9	
	Std Dev	8.0	7.6	
Pluralistic Orientation	Total (n)	89.6	232.0	
	Mean	51.3	54.1	
	Std Dev	11.4	9.9	
Social Self-Concept	Total (n)	89.6	231.3	
	Mean	51.0	51.8	
	Std Dev	9.9	13.6	
Science Self-Efficacy	Total (n)	78.7	209.8	
	Mean	50.5	48.4	
	Std Dev	13.3	10.2	
Academic Self-Concept	Total (n)	89.6	231.3	
	Mean	50.1	50.4	
	Std Dev	11.1	8.6	
Science Identity	Total (n)	81.0	210.9	
	Mean	49.2	49.4	
	Std Dev	11.8	12.1	
Academic Adjustment	Total (n)	89.6	220.8	
	Mean	49.1	51.2	
	Std Dev	10.1	11.6	
Academic Disengagement	Total (n)	81.0	218.0	
	Mean	47.6	47.9	
	Std Dev	9.3	9.3	
Conservative Margin of Error (Smallest N and largest Std. Dev.)		+/- 2.94	+/- 1.86	

* Post-stratified weights were used to account for underrepresented groups in the population.

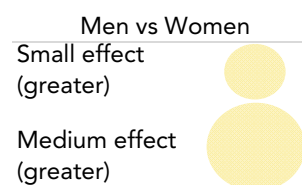
* If a subgroup did not respond at all, its proportion in the population was not used for post-stratification.

		WFU '19	Priv. '19	WFU '19 vs Priv. '19 Small effect (greater) 
Social Agency	Total (n)	81.3	3068	
	Mean	54.7	51.3	
	Std Dev	7.1	10.1	
Negative Cross-Racial Interaction	Total (n)	82.6	2315	
	Mean	54.4	52.3	
	Std Dev	7.3	9.0	
Sense of Belonging	Total (n)	84.9	2883	
	Mean	54.0	50.2	
	Std Dev	8.2	9.7	
Overall Satisfaction	Total (n)	92.8	2728	
	Mean	53.4	50.3	
	Std Dev	11.5	9.8	
Civic Engagement	Total (n)	87.8	3068	
	Mean	53.4	50.8	
	Std Dev	9.7	10.0	
Leadership	Total (n)	89.6	3068	
	Mean	53.2	51.1	
	Std Dev	10.5	9.9	
Positive Cross-Racial Interaction	Total (n)	82.6	3068	
	Mean	53.0	50.5	
	Std Dev	8.8	9.5	
Civic Awareness	Total (n)	82.6	2660	
	Mean	52.5	49.7	
	Std Dev	10.5	10.1	
Satisfaction with Coursework	Total (n)	92.8	3068	
	Mean	52.0	51.4	
	Std Dev	10.2	10.1	
Faculty Interaction: Contact and Communication	Total (n)	80.4	3068	
	Mean	51.5	50.2	
	Std Dev	8.0	9.7	
Pluralistic Orientation	Total (n)	89.6	2909	
	Mean	51.3	51.0	
	Std Dev	11.4	9.5	
Social Self-Concept	Total (n)	89.6	3068	
	Mean	51.0	51.6	
	Std Dev	9.9	9.8	
Science Self-Efficacy	Total (n)	78.7	2719	
	Mean	50.5	50.5	
	Std Dev	13.3	9.8	
Habits of Mind	Total (n)	91.3	3068	
	Mean	50.4	50.7	
	Std Dev	10.7	9.8	
Academic Self-Concept	Total (n)	89.6	3068	
	Mean	50.1	50.7	
	Std Dev	11.1	9.8	
Science Identity	Total (n)	81.0	2674	
	Mean	49.2	47.8	
	Std Dev	11.8	9.6	
Academic Adjustment	Total (n)	89.6	2712	
	Mean	49.1	51.2	
	Std Dev	10.1	9.6	
Academic Disengagement	Total (n)	81.0	2329.0	
	Mean	47.6	48.6	
	Std Dev	9.3	9.6	
Conservative Margin of Error (Smallest N and largest Std. Dev.)		+/- 2.94	+/- 0.41	

* Post-stratified weights were used to account for underrepresented groups in the WFU population.

* If a subgroup did not respond at all, its proportion in the population was not used for post-stratification.

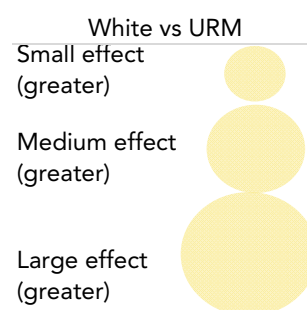
		Men	Women
Negative Cross-Racial Interaction	Total (n)	41.6	41.0
	Mean	55.1	53.7
	Std Dev	8.8	5.4
Overall Satisfaction	Total (n)	47.0	45.8
	Mean	53.6	53.2
	Std Dev	13.9	8.7
Science Self-Efficacy	Total (n)	40.1	38.6
	Mean	53.5	47.3
	Std Dev	9.8	14.0
Social Agency	Total (n)	41.2	40.1
	Mean	53.2	56.2
	Std Dev	8.7	5.0
Leadership	Total (n)	43.8	45.8
	Mean	53.1	53.4
	Std Dev	13.2	7.2
Sense of Belonging	Total (n)	42.3	42.6
	Mean	53.0	55.0
	Std Dev	9.6	6.7
Civic Engagement	Total (n)	43.8	44.0
	Mean	52.8	54.0
	Std Dev	12.0	7.1
Civic Awareness	Total (n)	41.6	41.0
	Mean	52.5	52.5
	Std Dev	11.8	9.2
Social Self-Concept	Total (n)	43.8	45.8
	Mean	52.2	49.9
	Std Dev	10.8	9.0
Pluralistic Orientation	Total (n)	43.8	45.8
	Mean	52.1	50.6
	Std Dev	13.5	8.3
Satisfaction with Coursework	Total (n)	47.0	45.8
	Mean	51.8	52.2
	Std Dev	9.4	11.2
Science Identity	Total (n)	41.6	39.5
	Mean	51.0	47.2
	Std Dev	11.7	10.6
Faculty Interaction: Contact and Communication	Total (n)	41.6	38.8
	Mean	51.0	52.0
	Std Dev	8.6	7.4
Positive Cross-Racial Interaction	Total (n)	41.6	41.0
	Mean	51.0	55.0
	Std Dev	10.1	7.0
Habits of Mind	Total (n)	45.7	45.6
	Mean	50.2	50.6
	Std Dev	12.9	7.9
Academic Disengagement	Total (n)	41.6	39.5
	Mean	49.7	45.5
	Std Dev	11.0	7.2
Academic Self-Concept	Total (n)	43.8	45.8
	Mean	48.6	51.6
	Std Dev	13.8	7.2
Academic Adjustment	Total (n)	43.8	45.8
	Mean	48.1	50.1
	Std Dev	10.3	9.8
Conservative Margin of Error (Smallest N and largest Std. Dev.)		+/- 4.3	+/- 4.43



* Post-stratified weights were used to account for underrepresented groups in the population.

* If a subgroup did not respond at all, its proportion in the population was not used for post-stratification.

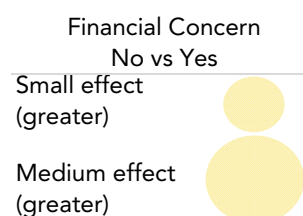
		White	URM
Sense of Belonging	Total (n)	59.7	25.2
	Mean	54.3	53.2
	Std Dev	8.1	8.9
Social Agency	Total (n)	56.8	24.5
	Mean	53.9	56.6
	Std Dev	6.4	8.6
Overall Satisfaction	Total (n)	63.5	29.3
	Mean	53.5	53.2
	Std Dev	9.2	15.7
Civic Engagement	Total (n)	61.7	26.1
	Mean	53.2	53.7
	Std Dev	8.2	12.8
Leadership	Total (n)	63.5	26.1
	Mean	52.8	54.4
	Std Dev	8.3	14.2
Satisfaction with Coursework	Total (n)	63.5	29.3
	Mean	52.6	50.6
	Std Dev	8.3	13.1
Civic Awareness	Total (n)	57.7	24.9
	Mean	52.4	52.8
	Std Dev	8.0	15.0
Positive Cross-Racial Interaction	Total (n)	57.7	24.9
	Mean	52.2	54.8
	Std Dev	8.2	9.7
Negative Cross-Racial Interaction	Total (n)	57.7	24.9
	Mean	52.1	59.6
	Std Dev	6.0	7.4
Science Self-Efficacy	Total (n)	54.8	23.8
	Mean	51.0	49.4
	Std Dev	10.7	17.7
Habits of Mind	Total (n)	63.7	27.6
	Mean	50.7	49.6
	Std Dev	9.5	13.2
Social Self-Concept	Total (n)	63.5	26.1
	Mean	50.7	51.8
	Std Dev	9.0	11.5
Faculty Interaction: Contact and Communication	Total (n)	56.8	23.5
	Mean	50.6	53.7
	Std Dev	8.3	6.0
Academic Self-Concept	Total (n)	63.5	26.1
	Mean	50.6	48.9
	Std Dev	10.4	12.5
Pluralistic Orientation	Total (n)	63.5	26.1
	Mean	50.2	54.0
	Std Dev	9.3	14.2
Academic Adjustment	Total (n)	63.5	26.1
	Mean	50.1	46.8
	Std Dev	10.4	6.7
Science Identity	Total (n)	56.8	24.2
	Mean	49.1	49.4
	Std Dev	11.1	13.6
Academic Disengagement	Total (n)	56.8	24.2
	Mean	47.3	48.5
	Std Dev	10.1	7.7
Conservative Margin of Error (Smallest N and largest Std. Dev.)		+/- 2.95	+/- 7.15



* Post-stratified weights were used to account for underrepresented groups in the population.

* If a subgroup did not respond at all, its proportion in the population was not used for post-stratification.

		Financial Concern	
		No	Yes
Sense of Belonging	Total (n)	36.4	47.6
	Mean	55.9	52.4
	Std Dev	7.0	9.0
Faculty Interaction: Contact and Communication	Total (n)	32.9	46.6
	Mean	53.4	50.1
	Std Dev	7.3	8.3
Social Agency	Total (n)	32.9	47.6
	Mean	53.3	55.7
	Std Dev	6.2	7.7
Academic Adjustment	Total (n)	38.4	50.3
	Mean	53.2	46.1
	Std Dev	10.9	9.0
Overall Satisfaction	Total (n)	41.6	50.3
	Mean	53.1	53.4
	Std Dev	12.8	10.4
Negative Cross-Racial Interaction	Total (n)	33.8	47.9
	Mean	53.0	55.5
	Std Dev	6.5	7.7
Social Self-Concept	Total (n)	38.4	50.3
	Mean	52.6	49.7
	Std Dev	7.7	11.5
Leadership	Total (n)	38.4	50.3
	Mean	52.4	53.8
	Std Dev	7.2	12.4
Civic Awareness	Total (n)	33.8	47.9
	Mean	52.3	52.7
	Std Dev	10.4	10.7
Civic Engagement	Total (n)	38.4	48.5
	Mean	52.0	54.4
	Std Dev	7.6	10.9
Positive Cross-Racial Interaction	Total (n)	33.8	47.9
	Mean	50.6	54.7
	Std Dev	7.3	9.9
Satisfaction with Coursework	Total (n)	41.6	50.3
	Mean	50.4	53.0
	Std Dev	11.3	8.0
Academic Self-Concept	Total (n)	38.4	50.3
	Mean	49.7	50.5
	Std Dev	9.4	12.4
Habits of Mind	Total (n)	42.3	47.0
	Mean	49.0	51.3
	Std Dev	11.9	9.2
Science Self-Efficacy	Total (n)	30.9	46.9
	Mean	48.9	51.6
	Std Dev	15.2	11.1
Pluralistic Orientation	Total (n)	38.4	50.3
	Mean	48.7	53.3
	Std Dev	8.1	12.0
Academic Disengagement	Total (n)	32.9	47.3
	Mean	47.2	48.1
	Std Dev	8.1	10.2
Science Identity	Total (n)	32.9	47.3
	Mean	46.4	51.0
	Std Dev	11.2	10.9
Conservative Margin of Error (Smallest N and largest Std. Dev.)		+/- 5.38	+/- 3.57



* Post-stratified weights were used to account for underrepresented groups in the population.

* If a subgroup did not respond at all, its proportion in the population was not used for post-stratification.

Significant Differences Across Specific Responses WFU '19 vs WFU '17

Assuming the minimum number of WFU 2019 respondents to any one particular survey item ($n=76$) along with the portion which will yield the largest margin of error (i.e. 50%), the conservative margin of error for WFU 2019 respondents is 11.2%.

Similarly, assuming the minimum number of WFU 2017 respondents to any one particular survey item ($n=185$), along with the portion which will yield the largest margin of error (i.e. 50%), the conservative margin of error for WFU 2017 respondents is 7.2%.

However, items identified here relied upon each item's actual number of responses and proportions when testing whether the differences in proportions between the groups, at the 95% confidence interval, included 0.0, (i.e. there was likely no difference).

In the analysis, post-stratified weights were used to correct for bias due to nonresponse and underrepresented groups in the population.

2019 WFU Your First College Year Survey (YFCY) Responses Differing Significantly from 2017 YFCY

Question	2019	N*	2017	N*
Act: Since entering this college, how often have you:				
Demonstrated for a cause (e.g., boycott, rally, protest)		88		218
Not at all	82.9%		64.2%	
Occasionally	17.1%		30.4%	
Consumed wine or liquor		88		217
Not at all	23.7%		39.4%	
Occasionally	51.8%		38.3%	
Worked on a local, state, or national political campaign		88		217
Not at all	90.7%		80.6%	
Frequently	1.3%		5.5%	
Discussed religion		88		218
Occasionally	62.5%		50.1%	
Frequently	24.8%		37.6%	
Discussed politics		88		218
Not at all	10.9%		3.3%	
Frequently	32.7%		46.4%	
Had adequate sleep		88		216
Occasionally	69.0%		53.3%	
Publicly communicated your opinion about a cause (e.g., blog, email, petition)		88		218
Not at all	68.6%		49.0%	
Frequently	6.0%		17.0%	
Felt: Since entering this college, how often have you felt:				
Isolated from campus life		94		227
Not at all	27.6%		44.4%	
Frequently	24.5%		11.4%	
That your job responsibilities interfered with your schoolwork		93		226
Frequently	1.0%		5.8%	
Aid: How much of the past years educational expenses were covered from each of the following sources?				
Family resources (parents, relatives, spouse, etc.)		93		219
None	3.3%		10.7%	
\$1 to \$2,999	15.7%		7.4%	
Aid which need not be repaid (grants, scholarships, military, etc.)		93		213
None	58.8%		43.3%	
\$3,000 to \$5,999	1.0%		4.4%	
\$10,000 to \$14,999	1.0%		5.2%	
Aid which must be repaid (loans)		93		208
None	75.9%		64.7%	
\$3,000 to \$5,999	5.3%		12.4%	
Act in Class: Since entering this college, indicate how often have you:				
Worked on a professor's research project		81		190
Occasionally	3.6%		15.0%	
Had difficulty getting along with your roommate(s)/housemate(s)		81		191
Not at all	62.8%		47.8%	
Received advice/counseling from another student		81		191
Not at all	18.7%		29.7%	
Texted or used social media during class		81		190
Not at all	16.5%		28.3%	
Worked with classmates on group projects		81		191
Frequently	28.5%		15.3%	

Question	2019	N*	2017	N*
Campus Satisfaction: Please rate your satisfaction with your college in each area:				
Amount of contact with faculty		84		210
Satisfied	63.9%		50.9%	
Very Satisfied	15.1%		34.7%	
Ability to find a faculty or staff member		84		210
Very Satisfied	23.6%		37.9%	
Gender diversity of faculty		84		207
Neutral	41.4%		27.7%	
Relevance of coursework to everyday life		84		210
Neutral	30.0%		17.9%	
Very Satisfied	11.5%		20.4%	
Relevance of coursework to future career plans		84		209
Very Satisfied	13.3%		26.9%	
Overall quality of instruction		84		210
Neutral	18.5%		7.0%	
Satisfied	62.6%		45.4%	
Very Satisfied	18.9%		45.0%	
Respect for the expression of diverse beliefs		84		210
Satisfied	53.4%		40.4%	
Very Satisfied	21.6%		33.4%	
Availability of campus social activities		84		210
Dissatisfied	9.4%		1.8%	
Very Satisfied	21.1%		36.3%	
Overall sense of community among students		84		210
Dissatisfied	14.4%		6.1%	
Very Satisfied	17.4%		32.1%	
Administrative response to incidents of: Campus emergencies		84		209
Dissatisfied	9.2%		0.4%	
Very Satisfied	19.7%		39.3%	
Administrative response to incidents of: Discrimination		84		209
Very Dissatisfied	13.2%		3.0%	
Very Satisfied	14.1%		25.1%	
Administrative response to incidents of: Sexual assaults		84		209
Very Satisfied	13.0%		25.5%	
Act in College: Since entering this college, have you:				
Taken a course exclusively online		82		196
Yes	2.6%		8.3%	
Joined a pre-professional or departmental club		82		195
Yes	34.0%		19.5%	
Voted in a national, state, or local election		82		196
Yes	54.0%		80.6%	
Opinion: Please indicate the extent to which you agree or disagree with the following statements:				
I see myself as part of the campus community		85		209
Strongly Agree	14.9%		28.2%	
There is little that a person can do to be better at math - you are either "good" or "bad" at math		84		209
Strongly Agree	1.1%		5.4%	
I feel valued at this institution		85		208
Strongly Agree	28.6%		41.6%	
I feel a sense of belonging to this campus		85		209
Disagree	23.0%		10.6%	
Strongly Agree	14.1%		34.5%	
I feel I am a member of this college		85		210
Agree	58.8%		45.9%	
Strongly Agree	25.9%		44.9%	

Question	2019	N*	2017	N*
I have effectively led a group to a common purpose		85		208
Strongly Agree	10.9%		24.8%	
It's important for me to be thinking about my career path after college		85		209
Agree	22.6%		34.4%	
Contribution: This institution has contributed to my:				
Knowledge of a particular field or discipline		83		205
Agree	61.8%		39.6%	
Strongly Agree	35.8%		58.8%	
Knowledge of people from different races/cultures		83		204
Disagree	25.3%		14.1%	
Strongly Agree	18.6%		39.2%	
Understanding the problems facing my community		83		202
Disagree	28.3%		12.1%	
Strongly Agree	14.4%		34.2%	
Understanding of national issues		83		205
Disagree	27.7%		10.4%	
Strongly Agree	16.1%		36.3%	
Understanding of global issues		83		205
Disagree	30.0%		13.3%	
Strongly Agree	18.9%		34.6%	
Ability to work as part of a team		83		205
Agree	69.2%		56.6%	
Strongly Agree	17.4%		35.0%	
Problem-solving skills		83		205
Agree	77.2%		50.2%	
Strongly Agree	15.1%		45.2%	
What is your overall grade average (as of your most recently completed academic term)?		84		212
A-	49.3%		32.1%	
A or A+	18.4%		29.2%	
Diversity Rating: How would you rate yourself in the following areas:				
Ability to see the world from someone else's perspective		90		221
Average	9.4%		20.8%	
Openness to having my own views challenged		90		221
Somewhat Strong	55.5%		41.5%	
Ability to discuss and negotiate controversial issues		90		221
Somewhat Strong	36.7%		48.8%	
Ease: Since entering this college, how has it been to:				
Understand what your professors expect of you academically		90		220
Very Easy	17.5%		27.5%	
Develop effective study skills		90		221
Somewhat Difficult	41.6%		27.5%	
Manage your time effectively		90		218
Very Easy	9.9%		20.7%	
Ethnic Experience: To what extent have you experienced the following with students from a racial/ethnic group other than your own:				
Had meaningful and honest discussions about race/ethnic relations outside of class		83		201
Seldom	31.4%		14.9%	
Had guarded, cautious interactions		83		201
Never	37.7%		19.0%	
Sometimes	15.0%		32.4%	
Had tense, somewhat hostile interactions		83		201
Never	69.5%		49.9%	
Seldom	14.3%		24.8%	

*N is the post-stratified sample size.

Question	2019	N*	2017	N*
Had intellectual discussions outside of class		83		201
Never	12.8%		4.8%	
Very Often	16.4%		28.5%	
Felt ignored or invisible because of your race/ethnicity		83		203
Sometimes	5.0%		17.3%	

Goal: Indicate the importance to you personally of each of the following:

Becoming accomplished in one of the performing arts (acting, dancing, etc.)		81		197
Very Important	6.1%		13.2%	
Becoming successful in a business of my own		81		195
Not Important	32.1%		18.6%	
Influencing the political structure		81		197
Not Important	34.4%		20.0%	
Very Important	14.8%		29.2%	
Creating artistic works (painting, sculpture, etc.)		81		197
Essential	1.9%		6.6%	
Participating in a community action program		81		197
Essential	7.5%		19.7%	
Helping to promote racial understanding		81		196
Essential	11.9%		24.9%	
Becoming a community leader		81		196
Somewhat Important	36.0%		22.6%	
Essential	19.4%		31.1%	
Improving my understanding of other countries and cultures		81		197
Essential	23.6%		37.7%	
Becoming involved in programs to clean up the environment		81		197
Essential	11.0%		22.7%	

Hours per Week: How much time have you spent during a typical week doing the following activities?

Studying/homework		81		194
6-10 hrs/wk	37.8%		25.3%	
Socializing with friends in person		80		194
1-2 hrs/wk	2.2%		8.4%	
6-10 hrs/wk	40.0%		26.9%	
Using social media		81		195
< 1 hr/wk	1.1%		7.3%	
Participating in student clubs/groups		81		195
< 1 hr/wk	15.8%		7.0%	
Exercising/sports		81		194
3-5 hrs/wk	14.8%		38.7%	
6-10 hrs/wk	31.6%		18.4%	
Working (for pay) on campus		81		194
None	82.0%		69.2%	
Performing household/childcare duties		80		194
None	91.1%		79.8%	
< 1 hr/wk	5.5%		12.4%	
1-2 hrs/wk	0.8%		5.1%	
Commuting		81		195
None	68.2%		82.8%	
< 1 hr/wk	28.2%		6.1%	
1-2 hrs/wk	1.1%		6.9%	

Question	2019	N*	2017	N*
Interact: How often have you interacted with the following people:				
Faculty outside of class or office hours		95		227
Never	12.0%		23.6%	
Graduate students/teaching assistants		94		227
Once a week	13.4%		23.6%	
Your parents/guardians		95		228
2 or 3 times per week	41.8%		28.2%	
Daily	24.0%		35.1%	
What is your sexual orientation?		99		242
Gay	5.6%		0.9%	
Where did you primarily live while attending college this past year?		82		206
First-year student housing	43.9%		61.3%	
Residence hall	48.9%		35.3%	
Current major		80		192
Biological & Life Sciences	16.1%		6.1%	
Mathematics or Computer Science	1.4%		6.0%	
Habits of Mind: How often in the past year did you:				
Ask questions in class		97		232
Occasionally	62.4%		50.6%	
Frequently	31.7%		45.0%	
Self Rating: Rate yourself on each of the following traits as compared with the average person your age.				
Emotional health		90		221
Average	25.8%		39.1%	
Physical health		90		219
Below Average	16.9%		8.3%	
Self-confidence (intellectual)		90		220
Below Average	14.1%		5.1%	
Satisfaction: Please rate your satisfaction with your college in each area:				
General education and core curriculum courses		92		222
Very Satisfied	25.4%		44.0%	
Career services		93		223
Neutral	32.0%		20.9%	
Very Satisfied	14.3%		24.5%	
Classroom facilities		93		222
Satisfied	56.0%		42.3%	
Very Satisfied	22.8%		40.9%	
Computer facilities/labs		93		223
Very Satisfied	20.9%		35.0%	
Academic advising		93		223
Very Satisfied	18.1%		32.8%	
Financial aid office		92		223
Satisfied	10.8%		19.9%	
Financial aid package		92		221
Can't Rate/No Experience	45.4%		29.6%	
Neutral	10.0%		18.0%	
Very Satisfied	11.7%		27.3%	
Student health services		92		223
Very Dissatisfied	19.2%		6.9%	
Very Satisfied	5.5%		17.5%	
Student psychological services		93		221
Satisfied	21.4%		8.9%	

Question	2019	N*	2017	N*
Orientation for new students		93		223
Very Dissatisfied	1.2%		6.4%	
Opportunities for community service		91		221
Dissatisfied	12.7%		4.6%	
First-year programs (e.g., first-year seminar, learning community, linked courses, common book)		93		222
Very Satisfied	13.6%		29.7%	
Scientific Skills: How confident are you that you can:				
Use technical science skills (use of tools, instruments, and/or techniques)		79		187
Somewhat	33.9%		17.4%	
Moderately	23.7%		37.4%	
Determine how to collect appropriate data		79		187
Moderately	29.2%		42.0%	
Use scientific literature to guide research		79		187
Not at all	18.6%		6.1%	
Identify what is known and not known about a problem		79		187
Somewhat	4.3%		11.0%	
See connections between different areas of science and mathematics		79		186
Somewhat	31.0%		17.2%	
Services: Since entering this college, how often have you utilized the following services:				
Student psychological services		81		191
Occasionally	29.4%		16.2%	
Disability resource center		80		188
Frequently	8.9%		1.3%	
Career services		80		189
Occasionally	25.4%		37.8%	
Campus safety services (Safe Walk, Public Safety/Police Dept., etc.)		80		191
Not at all	97.8%		81.5%	
Occasionally	2.2%		17.3%	
Summer Plan: Do you plan to do any of the following this summer?				
Travel		78		185
Yes	68.6%		80.5%	
WFU Supplemental: Please indicate the extent to which you agree or disagree with the following statements:				
Since entering WFU, I have received advice or guidance from a faculty member about something other than course material		78		187
Strongly agree	16.3%		28.0%	
I believe that faculty at WFU are concerned about my personal development		78		187
Strongly agree	21.3%		35.2%	
It is hard for me to fit in here		78		187
Strongly disagree	12.3%		26.3%	
I really identify with the values of this university		77		186
Agree	75.9%		63.6%	
Strongly agree	5.1%		21.0%	
I feel a sense of connection to my first year class		77		187
Strongly agree	6.3%		19.5%	
I feel a sense of connection to my residence hall		76		185
Agree	61.3%		38.4%	
Strongly agree	10.9%		29.6%	
My residence hall is a lonely place for me		77		187
Strongly disagree	19.7%		33.4%	
Disagree	60.8%		43.4%	
There are people here whom I can count on		78		187
Agree	55.8%		42.5%	
Strongly agree	37.0%		52.0%	

*N is the post-stratified sample size.

Question	2019	N*	2017	N*
Since being at WFU, I have found topics I am excited or passionate about in my studies		78		187
Agree	62.5%		45.7%	
Strongly agree	29.8%		47.5%	
I am satisfied with the quality of my interactions with faculty		78		185
Strongly agree	21.5%		38.9%	
WFU Supplemental: Since entering college, how often have you:				
Talked to your peers about intellectual topics outside of class		78		187
Occasionally	51.8%		33.4%	
Frequently	48.2%		64.6%	

Significant Differences Across Specific Responses

WFU '19 vs Priv. '19

Assuming the minimum number of WFU 2019 respondents to any one particular survey item ($n=57$) along with the portion which will yield the largest margin of error (i.e. 50%), the conservative margin of error for 2019 WFU respondents is 13.0%.

Similarly, assuming the minimum number of Other Private Institutions 2019 respondents to any one particular survey item ($n=1840$), along with the portion which will yield the largest margin of error (i.e. 50%), the conservative margin of error for 2019 Other Private Institutions respondents is 2.3%.

However, items identified here relied upon each item's actual number of responses and proportions when testing whether the differences in proportions between the groups, at the 95% confidence interval, included 0.0, (i.e. there was likely no difference).

In the analysis, post-stratified weights were **not** used to correct for bias due to nonresponse and underrepresented groups in the population.

2019 WFU Your First College Year Survey (YFCY) Responses Differing Significantly from Other Private Institutions

Question	WFU	N	Priv	N
Habits of Mind: How often in the past year did you:				
Ask questions in class		99		3130
Frequently	29.3%		39.9%	
Occasionally	64.6%		53.5%	
Seek solutions to problems and explain them to others		98		3111
Not at all	0.0%		1.9%	
Revise your papers to improve your writing		98		3123
Frequently	71.4%		62.2%	
Interact: How often have you interacted with the following people (e.g., by phone, e-mail, text, or in person)				
Faculty during office hours		98		3058
2 or 3 times per week	4.1%		8.6%	
Faculty outside of class or office hours		98		3046
2 or 3 times per week	3.1%		7.1%	
Academic advisors/counselors		98		3048
Daily	0.0%		0.5%	
Graduate students/teaching assistants		96		3036
Never	37.5%		51.1%	
Do you have any concern about your ability to finance your college education?				
Some (but I probably will have enough funds)	39.6%	96	51.7%	3046
None (I am confident that I will have sufficient funds)	44.8%		31.7%	
Aid: How much of the past years educational expenses were covered from each of the following sources?				
Family resources (parents, relatives, spouse, etc.)		95		2947
\$15,000 or more	67.4%		54.7%	
\$10,000 to \$14,999	4.2%		9.4%	
\$3,000 to \$5,999	3.2%		7.5%	
My own resources (income from work, work-study, etc.)		93		2848
\$10,000 to \$14,999	0.0%		1.6%	
\$6,000 to \$9,999	0.0%		3.4%	
None	55.9%		45.4%	
Aid which need not be repaid (grants, scholarships, military, etc.)		94		2894
\$15,000 or more	35.1%		47.2%	
\$10,000 to \$14,999	1.1%		10.7%	
\$3,000 to \$5,999	1.1%		6.5%	
None	52.1%		21.6%	
Aid which must be repaid (loans)		93		2841
\$15,000 or more	4.3%		13.0%	
\$10,000 to \$14,999	1.1%		7.2%	
\$3,000 to \$5,999	8.6%		15.3%	
None	75.3%		49.9%	
Felt: Since entering this college, how often have you felt:				
Isolated from campus life		96		2991
Not at all	27.1%		36.8%	
That your job responsibilities interfered with your schoolwork		95		2985
Frequently	2.1%		7.2%	
Satisfaction: Please rate your satisfaction with your college in each area:				
Classroom facilities		95		2906
Dissatisfied	0.0%		3.6%	
Computer facilities/labs		78		2627
Very dissatisfied	0.0%		0.7%	

Question	WFU	N	Priv	N
Library resources		89		2803
Very satisfied	47.2%		34.7%	
Laboratory facilities and equipment		79		2209
Neutral	12.7%		22.3%	
Very dissatisfied	0.0%		1.2%	
Academic advising		92		2863
Very dissatisfied	1.1%		3.5%	
Student health services		81		2358
Satisfied	21.0%		34.3%	
Dissatisfied	22.2%		12.6%	
Very dissatisfied	16.0%		7.2%	
Student psychological services		57		1840
Very dissatisfied	3.5%		8.5%	
Orientation for new students		95		2886
Neutral	35.8%		25.7%	
Very dissatisfied	1.1%		4.0%	
Opportunities for community service		84		2366
Very satisfied	28.6%		18.8%	
First-year programs (e.g., first-year seminar, learning community, linked courses, common book)		93		2732
Dissatisfied	5.4%		12.5%	
Services: Since entering this college, how often have you utilized the following services:				
Financial aid advising		83		2449
Not at all	73.5%		63.5%	
Student health services		82		2449
Not at all	30.5%		45.1%	
Career services		80		2444
Frequently	20.0%		4.5%	
Not at all	36.3%		58.8%	
Academic advising		92		2445
Frequently	21.7%		9.2%	
Occasionally	39.1%		67.2%	
Campus safety services (Safe Walk, Public Safety/Police Dept., etc.)		82		2451
Frequently	0.0%		2.0%	
Occasionally	3.7%		24.8%	
Not at all	96.3%		73.2%	
Self Rating: Rate yourself on each of the following traits as compared with the average person your age.				
Academic ability		93		2880
Average	11.8%		26.8%	
Lowest 10%	0.0%		0.4%	
Compassion		93		2877
Lowest 10%	0.0%		0.2%	
Creativity		93		2873
Lowest 10%	0.0%		0.6%	
Drive to achieve		93		2874
Average	11.8%		19.7%	
Understanding of others		93		2877
Lowest 10%	0.0%		0.3%	
Writing ability		93		2876
Highest 10%	26.9%		17.0%	
Lowest 10%	0.0%		1.1%	
How would you characterize your political views?		83		2462
Liberal	28.9%		44.0%	
Conservative	32.5%		15.2%	

Question	WFU	N	Priv	N
Diversity Rating: How would you rate yourself in the following areas:				
Tolerance of others with different beliefs		93		2855
A major weakness	0.0%		0.2%	
Openness to having my own views challenged		93		2853
Somewhat strong	54.8%		43.7%	
A major weakness	0.0%		0.5%	
Ability to discuss and negotiate controversial issues		93		2851
A major weakness	0.0%		0.7%	
Ability to work cooperatively with diverse people		93		2851
Somewhat weak	0.0%		1.2%	
A major weakness	0.0%		0.2%	
Critical thinking skills		93		2848
A major weakness	0.0%		0.2%	
Act: Since entering this college, how often have you:				
Demonstrated for a cause (e.g., boycott, rally, protest)		91		2814
Frequently	0.0%		2.3%	
Consumed beer		91		2807
Occasionally	47.3%		32.3%	
Not at all	38.5%		55.8%	
Consumed wine or liquor		91		2802
Not at all	26.4%		43.5%	
Performed volunteer work		91		2812
Not at all	31.9%		42.3%	
Asked a professor for advice after class		91		2809
Frequently	15.4%		24.5%	
Socialized with someone of another sexual orientation		91		2807
Frequently	35.2%		55.3%	
Occasionally	50.5%		36.8%	
Posted on a course-related online discussion board		91		2805
Frequently	5.5%		18.1%	
Not at all	54.9%		41.7%	
Maintained a healthy diet		91		2809
Not at all	6.6%		12.5%	
Had adequate sleep		91		2814
Frequently	16.5%		26.8%	
Occasionally	70.3%		57.4%	
Helped raise money for a cause or campaign		91		2807
Occasionally	37.4%		25.5%	
Not at all	53.8%		68.1%	
Opinion: Please indicate the extent to which you agree or disagree with the following statements:				
I have felt discriminated against at this institution because of my race/ethnicity, gender/gender identity, sexual orientation, religion, or disability status		87		2728
Disagree	23.0%		32.8%	
There is a lot of racial tension on this campus		87		2718
Strongly agree	14.9%		3.2%	
Strongly disagree	16.1%		29.4%	
Sexual violence is prevalent on this campus		87		2708
Agree	33.3%		20.5%	
Disagree	32.2%		50.5%	
I have a clear idea of how to achieve my career goals		87		2708
Agree	31.0%		43.0%	

Question	WFU	N	Priv	N
Campus Satisfaction: Please rate your satisfaction with your college in each area:				
Ability to find a faculty or staff mentor		86		2692
Neutral	11.6%		20.1%	
Racial/ethnic diversity of student body		86		2690
Very dissatisfied	14.0%		5.5%	
Gender diversity of faculty		86		2691
Very dissatisfied	0.0%		1.0%	
Class size		86		2693
Neutral	4.7%		10.5%	
Dissatisfied	0.0%		2.5%	
Very dissatisfied	0.0%		0.8%	
Overall quality of instruction		86		2693
Dissatisfied	0.0%		4.0%	
Very dissatisfied	0.0%		1.0%	
Overall sense of community among students		86		2684
Neutral	14.0%		21.5%	
Administrative response to incidents of: Campus emergencies		86		2672
Neutral	17.4%		27.4%	
Administrative response to incidents of: Discrimination		86		2668
Neutral	26.7%		41.8%	
Dissatisfied	20.9%		8.9%	
Very dissatisfied	12.8%		2.4%	
Administrative response to incidents of: Sexual assaults		86		2666
Neutral	30.2%		41.1%	
What is your overall grade average (as of your most recently completed academic term)?		87		2753
A-	40.2%		28.8%	
C+	0.0%		3.5%	
D	0.0%		0.4%	
I did not receive grades in my courses	0.0%		0.7%	
Where did you primarily live while attending college this past year?		84		2644
Cultural or minority student housing	0.0%		0.3%	
Single-sex housing	0.0%		1.1%	
Apartment	0.0%		1.6%	
Off campus				
At home with family	2.4%		6.8%	
Rented apartment or house	0.0%		1.2%	
Contribution: This institution has contributed to my:				
Knowledge of a particular field or discipline		85		2671
Strongly disagree	0.0%		0.6%	
Knowledge of people from different races/cultures		85		2669
Disagree	23.5%		13.6%	
Ability to work as part of a team		85		2659
Strongly agree	20.0%		29.9%	
Strongly disagree	0.0%		1.1%	
Problem-solving skills		85		2654
Strongly agree	17.6%		28.2%	
Foreign language ability		85		2657
Agree	54.1%		37.3%	
Disagree	15.3%		33.2%	
Strongly disagree	7.1%		13.3%	

Question	WFU	N	Priv	N
Indicate the importance to you personally of each of the following				
Becoming accomplished in one of the performing arts (acting, dancing, etc.)		83		2555
Essential	6.0%		13.0%	
Not important	60.2%		48.9%	
Raising a family		83		2549
Somewhat important	12.0%		20.6%	
Being very well off financially		83		2546
Not important	0.0%		2.6%	
Creating artistic works (painting, sculpture, etc.)		83		2538
Essential	4.8%		11.3%	
Not important	66.3%		49.4%	
Keeping up to date with political affairs		83		2545
Not important	4.8%		12.0%	
Becoming a community leader		83		2534
Not important	4.8%		15.2%	
Improving my understanding of other countries and cultures		83		2544
Not important	1.2%		4.8%	
Becoming involved in programs to clean up the environment (Question only appears on Web Survey)		83		2547
Essential	13.3%		24.9%	
Somewhat important	44.6%		31.6%	
Ethnic Experience: To what extent have you experienced the following with students from a racial/ethnic group other than your own:				
Pursued (by), dated, or otherwise intimately involved		85		2616
Often	3.5%		9.7%	
Never	65.9%		49.0%	
Felt ignored or invisible because of your race/ethnicity		85		2611
Seldom	7.1%		12.9%	
Hours per Week: How much time have you spent during a typical week doing the following activities?				
Attending classes/labs		83		2470
16 to 20 hrs/wk	39.8%		25.7%	
3 to 5 hrs/wk	1.2%		5.3%	
Less than one hr/wk	0.0%		0.2%	
None	0.0%		1.3%	
Studying/homework		83		2471
3 to 5 hrs/wk	3.6%		15.9%	
1 to 2 hrs/wk	0.0%		3.0%	
Less than one hr/wk	0.0%		0.6%	
None	0.0%		0.2%	
Socializing with friends in person		82		2462
None	0.0%		1.1%	
Partying		82		2465
Over 20 hrs/wk	0.0%		0.2%	
None	20.7%		31.8%	
Participating in student clubs/groups		83		2459
Over 20 hrs/wk	0.0%		0.9%	
None	10.8%		23.3%	
Watching TV/online video content (e.g., Amazon, Hulu, Netflix, YouTube)		81		2468
Over 20 hrs/wk	0.0%		2.8%	
16 to 20 hrs/wk	0.0%		3.4%	
Exercising/sports		83		2466
16 to 20 hrs/wk	1.2%		4.3%	
Working (for pay) on campus		83		2467
Over 20 hrs/wk	0.0%		0.4%	
16 to 20 hrs/wk	0.0%		1.3%	
1 to 2 hrs/wk	0.0%		3.7%	
Less than one hr/wk	0.0%		1.8%	
None	78.3%		63.0%	

Question	WFU	N	Priv	N
Working (for pay) off campus		83		2454
Over 20 hrs/wk	0.0%		1.7%	
16 to 20 hrs/wk	0.0%		1.5%	
6 to 10 hrs/wk	1.2%		4.2%	
Less than one hr/wk	0.0%		1.7%	
None	92.8%		82.7%	
Performing household/childcare duties		82		2469
Over 20 hrs/wk	0.0%		0.4%	
11 to 15 hrs/wk	0.0%		0.8%	
3 to 5 hrs/wk	0.0%		4.3%	
1 to 2 hrs/wk	1.2%		8.7%	
None	90.2%		74.3%	
Commuting		83		2464
Over 20 hrs/wk	0.0%		0.7%	
16 to 20 hrs/wk	0.0%		0.3%	
11 to 15 hrs/wk	0.0%		1.0%	
3 to 5 hrs/wk	0.0%		5.7%	
1 to 2 hrs/wk	1.2%		6.7%	
Praying/meditating		83		2471
16 to 20 hrs/wk	0.0%		0.3%	
Act in College: Since entering this college, have you:				
Remained undecided about a major		84		2562
Yes	53.6%		31.9%	
Enrolled in a formal program where a group of students takes two or more courses together (e.g., FIG, learning community, linked courses)		84		2558
Yes	3.6%		12.3%	
Participated in a common book or summer reading program in which all students read and discuss the material		84		2551
Yes	41.7%		24.9%	
Taken a course or first-year seminar designed to help students adjust to college		84		2558
Yes	83.3%		72.9%	
Taken courses from more than one institution simultaneously		84		2561
Yes	2.4%		10.8%	
Joined a fraternity or sorority		84		2524
Yes	31.0%		13.0%	
Played club, intramural, or recreational sports		84		2525
Yes	48.8%		35.4%	
Played intercollegiate athletics (e.g., NCAA or NAIA-sponsored)		84		2530
Yes	2.4%		17.1%	
Act in Class: Since entering this college, indicate how often have you:				
Worked on a professor's research project		83		2447
Occasionally	3.6%		10.1%	
Fell asleep in class		83		2451
Frequently	0.0%		2.4%	
Had difficulty getting the courses you need		83		2448
Not at all	28.9%		40.6%	
Texted or used social media during class		83		2449
Not at all	19.3%		29.8%	
What do you think you will be doing in Fall 2019?		83		2483
Not attending any institution	0.0%		0.5%	

Question	WFU	N	Priv	N
Do you plan to do any of the following this summer				
Work for pay		80		2416
Yes	78.8%		88.1%	
Participate in an internship		80		2383
Yes	47.5%		36.3%	
What is your sexual orientation?		105		3211
Lesbian	0.0%		1.6%	
Pansexual	0.0%		2.4%	
Asexual	0.0%		0.9%	
Scientific Skills: How confident are you that you can:				
Explain the results of a study		80		2389
Moderately	21.3%		31.3%	
Use scientific literature to guide research		80		2386
Moderately	23.8%		33.7%	
Ask relevant questions		80		2388
Somewhat	5.0%		10.8%	
Identify what is known and not known about a problem		80		2385
Somewhat	5.0%		12.2%	
Race/Ethnicity		106		3242
Hispanic	1.9%		5.8%	
Two or more races/ethnicities	7.5%		14.2%	
Your major		82		2470
Business	8.5%		19.6%	
English	0.0%		0.7%	
Health Professions	0.0%		3.6%	
Fine Arts	1.2%		9.8%	
Justice and Security	0.0%		0.6%	
Undecided	51.2%		17.0%	
Military Status:		83		2469
None	100.0%		99.3%	
ROTC, cadet, or midshipman at a service academy	0.0%		0.5%	

Significant Differences Across Specific Responses WFU '19 YFCY vs '18 TFS

Assuming the minimum number of WFU 2019 YFCY respondents to any one particular survey item ($n=79$) along with the portion which will yield the largest margin of error (i.e. 50%), the conservative margin of error for WFU 2019 YFCY respondents is 11.0%.

Similarly, assuming the minimum number of WFU 2018 TFS respondents to any one particular survey item ($n=259$), along with the portion which will yield the largest margin of error (i.e. 50%), the conservative margin of error for WFU 2018 TFS respondents is 6.1%.

However, items identified here relied upon each item's actual number of responses and proportions when testing whether the differences in proportions between the groups, at the 95% confidence interval, included 0.0, (i.e. there was likely no difference).

In the analysis, post-stratified weights were used to correct for bias due to nonresponse and underrepresented groups in the population.

2019 WFU Your First College Year Survey (YFCY) Responses Differing Significantly from 2018 The Freshman Survey (TFS)

Question	YFCY	N*	TFS	N*
Act: Since entering this college [In the past year], how often have you:				
Attended a religious service		87		287
Not at all	50.0%		30.7%	
Occasionally	25.0%		38.9%	
Demonstrated for a cause (e.g., boycott, rally, protest)		88		286
Not at all	82.9%		57.9%	
Occasionally	17.1%		37.4%	
Consumed wine or liquor		88		287
Not at all	23.7%		36.6%	
Frequently	24.6%		10.1%	
Felt overwhelmed by all you had to do		88		287
Not at all	2.0%		10.3%	
Frequently	53.2%		40.4%	
Felt depressed		88		287
Not at all	33.5%		47.1%	
Performed volunteer work		88		287
Not at all	34.1%		5.6%	
Frequently	13.2%		50.2%	
Asked a professor [teacher] for advice after class		88		286
Not at all	19.7%		3.8%	
Occasionally	62.5%		43.3%	
Frequently	17.8%		52.9%	
Helped raise money for a cause or campaign		88		286
Not at all	54.9%		36.3%	
Frequently	7.7%		16.8%	
Publicly communicated your opinion about a cause (e.g., blog, email, petition)		88		286
Not at all	68.6%		50.1%	
Occasionally	25.5%		37.2%	
Frequently	6.0%		12.8%	
Felt anxious		87		286
Not at all	6.8%		13.7%	
Aid: How much of your first year's educational expenses were covered [do you expect to cover] from each of the following sources?				
Family resources (parents, relatives, spouse, etc.)		93		296
None	3.3%		10.7%	
Aid which must be repaid (loans)		93		294
\$3,000 to \$5,999	5.3%		12.9%	
Act in Class: Since entering this college [In the past year], indicate how often have you:				
Tutored another student		80		287
Not at all	62.7%		37.1%	
Frequently	2.8%		16.9%	
Skipped [school/]class		81		286
Not at all	49.9%		81.4%	
Occasionally	48.7%		16.3%	
Act in College: Since entering this college, have you [What is your best guess as to the chances that you will]: (Yes vs. Very Good Chance & Some Chance)				
Taken courses from more than one institution simultaneously		82		260
Yes	1.9%		24.9%	
Taken a course exclusively online		82		260
Yes	2.6%		31.3%	
Changed your career choice		82		260
Yes	28.5%		78.4%	

*N is the post-stratified sample size.

Question	YFCY	N*	TFS	N*
Joined a fraternity or sorority		82		259
Yes	31.9%		70.7%	
Sought personal counseling		81		260
Yes	28.4%		70.8%	
Voted in a national, state, or local election		82		260
Yes	54.0%		87.0%	
Participated in student government		82		260
Yes	7.1%		45.6%	
Diversity Rating: How would you rate yourself in the following areas:				
Openness to having my own views challenged		90		289
Somewhat Strong	55.5%		40.9%	
Critical thinking skills		90		289
Somewhat Strong	50.9%		39.0%	
A Major Strength	29.9%		45.4%	
Ability to manage your time effectively		90		289
A Major Strength	18.4%		31.3%	
Do you have any concern about your ability to finance your college education?				
Major (not sure I will have enough funds to complete college)	16.6%	93	5.2%	297
Goal: Indicate the importance to you personally of each of the following:				
Becoming successful in a business of my own		81		260
Not Important	32.1%		16.6%	
Essential	10.9%		20.8%	
Developing a meaningful philosophy of life		81		261
Somewhat Important	34.0%		22.3%	
Essential	18.5%		29.0%	
Participating in a community action program		81		261
Essential	7.5%		16.7%	
Improving my understanding of other countries and cultures		81		261
Not Important	1.4%		5.9%	
Hours per Week: In the past year, how much time have you spent during a typical week doing the following activities?				
Studying/homework		81		266
3-5 hrs/wk	2.1%		20.3%	
Socializing with friends in person		80		266
1-2 hrs/wk	2.2%		7.1%	
Using social media [Online social networks (Facebook, Twitter, etc.)]		81		266
3-5 hrs/wk	41.4%		25.4%	
Partying		80		266
11-15 hrs/wk	1.7%		5.8%	
Participating in student clubs/groups		81		266
< 1 hr/wk	15.8%		6.5%	
6-10 hrs/wk	12.6%		21.5%	
11-15 hrs/wk	1.9%		6.5%	
Exercising/sports		81		266
< 1 hr/wk	18.4%		4.1%	
1-2 hrs/wk	26.1%		10.3%	
11-15 hrs/wk	2.4%		19.2%	
16-20 hrs/wk	1.4%		10.9%	
Over 20 hrs/wk	1.1%		8.1%	

Question	YFCY	N*	TFS	N*
Performing household/childcare duties		80		266
None	91.1%		23.0%	
< 1 hr/wk	5.5%		16.1%	
1-2 hrs/wk	0.8%		27.8%	
6-10 hrs/wk	2.5%		7.8%	
What is your sexual orientation?		99		322
Gay	5.6%		0.5%	
Current major [Probable field of major]		80		300
Undecided	45.3%		17.7%	
Habits of Mind: How often in the past year did you:				
Ask questions in class		97		286
Not at all	5.9%		1.0%	
Occasionally	62.4%		28.1%	
Frequently	31.7%		70.9%	
Support your opinions with a logical argument		95		286
Occasionally	30.8%		20.3%	
Frequently	64.7%		77.9%	
Take a risk because you felt you had more to gain		95		286
Occasionally	62.9%		43.5%	
Frequently	31.3%		51.4%	
Seek alternative solutions to a problem		95		286
Occasionally	52.0%		38.5%	
Frequently	44.9%		60.6%	
Explore topics on your own, even though it was not required for a class		95		286
Frequently	32.8%		46.3%	
How would you characterize your political views?		81		279
Middle of-the-road	26.1%		43.4%	
Self Rating: Rate yourself on each of the following traits as compared with the average person your age.				
Computer programming skills		88		274
Below Average	48.7%		34.1%	
Mathematical ability		90		275
Highest 10%	7.5%		16.6%	
Physical health		90		275
Below Average	16.9%		3.9%	
Average	40.9%		25.0%	
Above Average	31.5%		52.4%	
Highest 10%	9.4%		17.5%	
Public speaking ability		90		276
Lowest 10%	7.5%		1.6%	
Risk-taking		90		276
Below Average	17.1%		8.3%	
Self-confidence (intellectual)		90		275
Below Average	14.1%		3.9%	
Above Average	36.3%		50.4%	
Self-confidence (social)		90		273
Below Average	26.2%		13.3%	

Question	YFCY	N*	TFS	N*
Scientific Associations: To what extent are the following statements true of you:				
I have a strong sense of belonging to a community of scientists		81		266
Strongly Disagree	37.0%		21.1%	
I derive great personal satisfaction from working on a team that is doing important research		80		266
Strongly Agree	11.8%		20.8%	
I feel like I belong in the field of science		81		266
Strongly Disagree	35.2%		22.6%	
Will you pursue a science-related research career?		79		267
Definitely no	30.9%		14.9%	
Probably yes	11.9%		23.6%	
Definitely yes	19.2%		8.6%	
Scientific Skills: How confident are you that you can:				
Use technical science skills (use of tools, instruments, and/or techniques)		79		280
Somewhat	33.9%		6.4%	
Moderately	23.7%		35.0%	
Absolutely	12.5%		26.0%	
Generate an answerable research question		79		280
Somewhat	17.3%		4.8%	
Absolutely	13.4%		28.3%	
Determine how to collect appropriate data		79		278
Somewhat	18.0%		5.1%	
Use scientific literature to guide research		79		280
Not at all	18.6%		1.5%	
Absolutely	10.8%		22.9%	
Integrate results from multiple studies		79		280
Not at all	11.0%		1.1%	
Somewhat	14.7%		6.2%	
Absolutely	12.7%		28.4%	
Ask relevant questions		79		280
Moderately	29.4%		15.6%	
Absolutely	19.7%		40.1%	
Identify what is known and not known about a problem		79		280
Moderately	35.1%		19.0%	
Absolutely	19.0%		35.9%	
Understand scientific concepts		79		280
Not at all	10.1%		0.8%	
Somewhat	16.5%		3.6%	
Absolutely	12.6%		29.5%	
See connections between different areas of science and mathematics		79		280
Not at all	10.1%		1.7%	
Somewhat	31.0%		10.8%	
Absolutely	8.5%		29.1%	

Significant Differences Across Specific Responses by Gender

Assuming the minimum number of WFU 2019 male respondents to any one particular survey item ($n=37$) along with the portion which will yield the largest margin of error (i.e. 50%), the conservative margin of error for WFU 2019 male respondents is 16.1%.

Similarly, assuming the minimum number of WFU 2019 female respondents to any one particular survey item ($n=38$), along with the portion which will yield the largest margin of error (i.e. 50%), the conservative margin of error for WFU 2019 female respondents is 15.9%.

However, items identified here relied upon each item's actual number of responses and proportions when testing whether the differences in proportions between the groups, at the 95% confidence interval, included 0.0, (i.e. there was likely no difference).

In the analysis, post-stratified weights were used to correct for bias due to nonresponse and underrepresented groups in the population.

2019 WFU Your First College Year Survey (YFCY) Responses Differing Significantly by Gender

Question	Men	N*	Women	N*
Act: Since entering this college, how often have you:				
Been bored in class		43		44
Occasionally	71.5%		50.7%	
Performed volunteer work		44		44
Not at all	54.9%		13.4%	
Occasionally	40.0%		65.5%	
Frequently	5.1%		21.2%	
Asked a professor for advice after class		44		44
Not at all	31.9%		7.6%	
Socialized with someone of another sexual orientation		44		44
Not at all	28.6%		5.0%	
Been late to class		44		44
Not at all	46.9%		68.8%	
Performed community service as part of a class		44		42
Not at all	83.6%		64.1%	
Discussed religion		44		44
Occasionally	74.3%		50.8%	
Frequently	13.0%		36.6%	
Had adequate sleep		44		44
Not at all	19.6%		2.5%	
Helped raise money for a cause or campaign		44		44
Not at all	65.3%		44.5%	
Written computer code		44		44
Occasionally	26.8%		9.6%	
Frequently	2.6%		21.9%	
Felt: Since entering this college, how often have you felt:				
Isolated from campus life		48		46
Occasionally	37.4%		58.8%	
Unsafe on this campus		48		46
Not at all	95.1%		69.7%	
Occasionally	4.9%		30.3%	
Worried about your health		46		46
Frequently	5.7%		35.3%	
Family support to succeed		48		46
Not at all	18.0%		3.4%	
Aid: How much of the past years educational expenses were covered from each of the following sources?				
Family resources (parents, relatives, spouse, etc.)		47		46
\$1 to \$2,999	23.8%		7.3%	
Aid which must be repaid (loans)		47		45
\$3,000 to \$5,999	0.8%		10.1%	
Act in Class: Since entering this college, indicate how often have you:				
Turned in course assignment(s) late		42		39
Not at all	56.0%		79.2%	
Occasionally	44.0%		20.8%	
Received tutoring		42		39
Not at all	71.3%		41.9%	
Occasionally	25.1%		52.8%	
Communicated regularly with your professors		42		39
Not at all	27.6%		6.3%	
Received advice/counseling from another student		42		39
Occasionally	79.4%		45.2%	
Frequently	0.0%		38.2%	

Question	Men	N*	Women	N*
Texted or used social media during class		42		39
Frequently	8.1%		24.4%	
Worked with classmates on group projects		42		39
Frequently	17.5%		40.1%	
Used the institution's course catalog (paper or online)		42		39
Frequently	10.7%		32.0%	
Campus Satisfaction: Please rate your satisfaction with your college in each area:				
Racial/ethnic diversity of faculty		43		41
Dissatisfied	3.5%		27.3%	
Neutral	55.3%		29.7%	
Racial/ethnic diversity of student body		43		41
Neutral	45.2%		24.3%	
Relevance of coursework to future career plans		43		41
Dissatisfied	7.2%		22.7%	
Neutral	36.3%		17.3%	
Administrative response to incidents of: Discrimination		43		41
Very Dissatisfied	3.5%		23.2%	
Neutral	38.0%		17.6%	
Administrative response to incidents of: Sexual assaults		43		41
Dissatisfied	3.5%		24.1%	
Act in College: Since entering this college, have you:				
Participated in an academic support program		40		40
Yes	8.3%		28.1%	
Changed your career choice		42		40
Yes	17.0%		40.4%	
Joined a fraternity or sorority		42		40
Yes	20.2%		44.0%	
Played club, intramural, or recreational sports		42		40
Yes	61.4%		37.6%	
Opinion: Please indicate the extent to which you agree or disagree with the following statements:				
I see myself as part of the campus community		42		43
Strongly Agree	5.3%		24.5%	
There is a lot of racial tension on this campus		42		43
Agree	18.3%		38.7%	
Strongly Agree	3.5%		16.9%	
Sexual violence is prevalent on this campus		42		43
Strongly Disagree	42.2%		13.3%	
Agree	9.7%		46.1%	
Faculty empower me to learn here		42		43
Agree	75.4%		45.6%	
Strongly Agree	11.4%		43.4%	
At least one staff member has taken an interest in my development		42		43
Agree	25.4%		49.7%	
In class, I have heard faculty express stereotypes based on race/ethnicity, gender, sexual orientation, religion, or disability status		42		43
Agree	5.3%		34.9%	
I feel I am a member of this college		42		43
Agree	45.1%		72.4%	
I have effectively led a group to a common purpose		42		43
Strongly Disagree	15.8%		2.1%	
Disagree	28.0%		56.5%	

Question	Men	N*	Women	N*
Contribution: This institution has contributed to my:				
Understanding of national issues		42		41
Disagree	38.4%		17.0%	
Agree	43.0%		67.4%	
Understanding of global issues		42		41
Agree	36.7%		60.9%	
Ability to conduct research		42		41
Disagree	12.8%		31.9%	
Strongly Agree	37.4%		17.0%	
Diversity Rating: How would you rate yourself in the following areas:				
Openness to having my own views challenged		44		46
Somewhat Strong	43.4%		67.1%	
Ability to discuss and negotiate controversial issues		44		46
Average	5.3%		31.7%	
A Major Strength	52.2%		21.3%	
Ease: Since entering this college, how has it been to:				
Understand what your professors expect of you academically		44		46
Very Easy	8.5%		26.2%	
Ethnic Experience: To what extent have you experienced the following with students from a racial/ethnic group other than your own:				
Had meaningful and honest discussions about race/ethnic relations outside of class		42		41
Seldom	45.8%		16.8%	
Often	4.7%		21.6%	
Shared personal feelings and problems		42		41
Never	14.3%		2.2%	
Had tense, somewhat hostile interactions		42		41
Seldom	6.3%		22.4%	
Had intellectual discussions outside of class		42		41
Very Often	7.4%		25.4%	
Felt insulted or threatened because of your race/ethnicity		42		40
Seldom	9.0%		27.5%	
Studied or prepared for class		42		41
Never	17.0%		2.2%	
Very Often	16.3%		36.0%	
Goal: Indicate the importance to you personally of each of the following:				
Participating in a community action program		41		40
Not Important	32.5%		4.4%	
Keeping up to date with political affairs		41		40
Somewhat Important	26.2%		48.3%	
Improving my understanding of other countries and cultures		41		40
Somewhat Important	40.3%		12.5%	
Becoming involved in programs to clean up the environment		41		40
Essential	2.0%		20.2%	
Hours per Week: How much time have you spent during a typical week doing the following activities?				
Exercising/sports		42		39
6-10 hrs/wk	42.8%		19.7%	
Praying/meditating		42		39
3-5 hrs/wk	2.7%		19.1%	
Interact: How often have you interacted with the following people:				
Faculty during office hours		49		46
1 or 2 times per term	17.9%		44.3%	

Question	Men	N*	Women	N*
Graduate students/teaching assistants		48		46
1 or 2 times per month	10.1%		25.5%	
Your parents/guardians		49		46
Daily	8.4%		40.4%	
Your siblings or extended family		49		46
1 or 2 times per term	18.7%		5.7%	
Current major		42		39
Biological & Life Sciences	24.7%		6.9%	
Business	2.7%		23.1%	
Habits of Mind: How often in the past year did you:				
Explore topics on your own, even though it was not required for a class		49		46
Occasionally	46.1%		65.8%	
Is English your primary language?		40		39
Yes	74.8%		96.0%	
Self Rating: Rate yourself on each of the following traits as compared with the average person your age.				
Artistic ability		44		46
Lowest 10%	15.5%		1.9%	
Average	13.0%		33.7%	
Creativity		44		46
Above Average	23.2%		42.9%	
Leadership ability		44		46
Above Average	26.8%		54.7%	
Risk-taking		44		46
Below Average	25.4%		9.2%	
Self-confidence (intellectual)		44		46
Highest 10%	34.5%		13.8%	
Self-confidence (social)		44		46
Highest 10%	24.3%		8.5%	
Satisfaction: Please rate your satisfaction with your college in each area:				
Classroom facilities		47		46
Satisfied	67.1%		44.6%	
Very Satisfied	14.3%		31.5%	
Laboratory facilities and equipment		47		46
Neutral	20.5%		5.3%	
Student health services		46		46
Dissatisfied	5.7%		26.9%	
Orientation for new students		47		46
Very Satisfied	4.2%		17.5%	
Opportunities for community service		45		46
Satisfied	9.4%		34.1%	
First-year programs (e.g., first-year seminar, learning community, linked courses, common book)		47		46
Satisfied	54.2%		31.7%	
Very Satisfied	2.6%		25.0%	
Scientific Associations: To what extent are the following statements true of you:				
I feel like I belong in the field of science		42		39
Neutral	6.3%		23.9%	
Strongly Agree	30.9%		10.1%	

Question	Men	N*	Women	N*
Will you pursue a science-related research career?		40		39
Definitely yes	27.7%		10.3%	
Scientific Skills: How confident are you that you can:				
Use technical science skills (use of tools, instruments, and/or techniques)		40		39
Moderately	13.2%		34.5%	
Very	33.9%		15.2%	
Determine how to collect appropriate data		40		39
Somewhat	4.9%		31.6%	
Very	49.1%		25.0%	
Use scientific literature to guide research		40		39
Not at all	8.4%		29.3%	
Integrate results from multiple studies		40		39
Very	47.2%		20.4%	
Understand scientific concepts		40		39
Not at all	2.8%		17.8%	
See connections between different areas of science and mathematics		40		39
Not at all	2.8%		17.8%	
Very	38.8%		17.5%	
Services: Since entering this college, how often have you utilized the following services:				
Study skills advising		42		39
Not at all	78.9%		47.8%	
Occasionally	21.1%		41.5%	
Frequently	0.0%		10.7%	
Student health services		37		39
Not at all	38.6%		18.3%	
Writing center		42		39
Not at all	84.2%		42.6%	
Occasionally	5.4%		44.0%	
Disability resource center		40		39
Not at all	94.5%		79.5%	
Frequently	2.8%		15.1%	
Summer Plan: Do you plan to do any of the following this summer?				
Perform volunteer work		40		39
Yes	42.5%		65.2%	
WFU Supplemental: Please indicate the extent to which you agree or disagree with the following statements:				
Since entering WFU, I have received advice or guidance from a faculty member about something other than course material		39		39
Disagree	30.1%		11.5%	
Strongly agree	7.9%		24.7%	
Since being at WFU, I have found topics I am excited or passionate about in my studies		39		39
Strongly agree	19.1%		40.5%	
I am satisfied with the social atmosphere at Wake Forest		39		39
Strongly disagree	16.2%		2.3%	
Because disappointments and setbacks are normal, I try not to let them discourage me		39		39
Agree	80.9%		61.2%	
I can best understand someone after I get to know how he/she is both similar and different from me		39		38
Agree	83.8%		53.8%	
Strongly agree	13.4%		42.3%	
It is important to become aware of the perspectives of individuals from different backgrounds		39		38
Strongly agree	36.2%		61.4%	

Question**WFU Supplemental: Since entering college, how often have you:**

Talked to your peers about intellectual topics outside of class

Occasionally

Frequently

Consciously practiced mindfulness (e.g., mindful breathing, mindful observation, mindful gratitude)

Frequently

Men	N*	Women	N*
	39		39
66.7%		36.7%	
33.3%		63.3%	
	39		38
7.9%		26.9%	

Significant Differences Across Specific Responses by Race

Assuming the minimum number of WFU 2019 white respondents to any one particular survey item ($n=54$) along with the portion which will yield the largest margin of error (i.e. 50%), the conservative margin of error for WFU 2019 white respondents is 13.3%.

Similarly, assuming the minimum number of WFU 2019 Under-Represented Minority (URM) respondents to any one particular survey item ($n=23$), along with the portion which will yield the largest margin of error (i.e. 50%), the conservative margin of error for WFU 2019 URM respondents is 20.4%.

However, items identified here relied upon each item's actual number of responses and proportions when testing whether the differences in proportions between the groups, at the 95% confidence interval, included 0.0, (i.e. there was likely no difference).

In the analysis, post-stratified weights were used to correct for bias due to nonresponse and underrepresented groups in the population.

2019 WFU Your First College Year Survey (YFCY) Responses Differing Significantly by Race

Question	White	N*	URM	N*
Act: Since entering this college, how often have you:				
Attended a religious service		62		26
Occasionally	30.7%		11.4%	
Frequently	15.5%		47.7%	
Performed volunteer work		62		26
Not at all	41.2%		17.2%	
Occasionally	45.1%		70.9%	
Socialized with someone of another sexual orientation		62		26
Occasionally	59.2%		31.0%	
Frequently	24.9%		50.3%	
Posted on a course-related online discussion board		62		26
Not at all	62.1%		35.6%	
Occasionally	32.1%		61.9%	
Performed community service as part of a class		60		26
Frequently	1.5%		19.9%	
Discussed politics		62		26
Not at all	14.4%		2.5%	
Occasionally	45.9%		81.4%	
Frequently	39.7%		16.1%	
Felt: Since entering this college, how often have you felt:				
Lonely or homesick		64		30
Frequently	22.4%		7.1%	
Worried about your health		61		30
Not at all	38.6%		10.3%	
Occasionally	41.8%		67.2%	
That your courses inspired you to think in new ways		64		30
Not at all	13.4%		2.2%	
Family support to succeed		64		30
Not at all	4.9%		23.4%	
Occasionally	31.2%		11.8%	
That faculty provided me with feedback that helped me assess my progress in class		64		30
Occasionally	51.2%		28.7%	
Frequently	40.3%		70.1%	
Aid: How much of the past years educational expenses were covered from each of the following sources?				
Family resources (parents, relatives, spouse, etc.)		64		30
\$1 to \$2,999	9.5%		28.9%	
\$15,000 or more	80.0%		54.1%	
Aid which need not be repaid (grants, scholarships, military, etc.)		64		29
\$15,000 or more	22.8%		45.7%	
Act in Class: Since entering this college, indicate how often have you:				
Communicated regularly with your professors		57		24
Occasionally	71.4%		41.9%	
Turned in course assignments that did not reflect your best work		57		24
Not at all	22.3%		2.7%	
Occasionally	70.6%		94.5%	
Had difficulty getting along with your roommate(s)/housemate(s)		57		24
Not at all	52.5%		86.9%	
Occasionally	36.9%		8.9%	
Fell asleep in class		57		24
Not at all	82.4%		52.0%	
Occasionally	17.6%		48.0%	

*N is the post-stratified sample size.

Question	White	N*	URM	N*
Worked with classmates on group projects		57		24
Not at all	12.6%		1.5%	
Frequently	20.0%		48.6%	
Accessed your campus' library resources electronically		57		24
Occasionally	61.6%		22.5%	
Frequently	22.3%		70.2%	
Campus Satisfaction: Please rate your satisfaction with your college in each area:				
Racial/ethnic diversity of student body		59		25
Dissatisfied	11.7%		52.9%	
Satisfied	28.0%		7.6%	
Relevance of coursework to everyday life		59		25
Neutral	37.1%		13.2%	
Respect for the expression of diverse beliefs		59		25
Very Satisfied	27.7%		7.1%	
Availability of campus social activities		59		25
Neutral	17.4%		2.7%	
Administrative response to incidents of: Campus emergencies		59		25
Very Satisfied	24.6%		8.0%	
Administrative response to incidents of: Discrimination		59		25
Very Satisfied	18.9%		2.7%	
Administrative response to incidents of: Sexual assaults		59		25
Very Satisfied	17.4%		2.7%	
Act in College: Since entering this college, have you:				
Had a roommate of a different race/ethnicity		57		25
Yes	33.3%		82.3%	
Been a leader in an organization		57		25
Yes	26.3%		53.6%	
Participated in: An ethnic/racial student organization		57		25
Yes	9.0%		66.8%	
Participated in: An LGBTQ student organization		57		25
Yes	3.5%		25.6%	
A women's advocacy group		57		25
Yes	3.1%		40.3%	
Opinion: Please indicate the extent to which you agree or disagree with the following statements:				
I have felt discriminated against at this institution because of my race/ethnicity, gender/gender identity, sexual orientation, religion, or disability status		60		25
Strongly Disagree	68.7%		12.3%	
Agree	11.6%		49.7%	
I see myself as part of the campus community		60		25
Agree	59.0%		89.5%	
Strongly Agree	20.1%		2.6%	
There is a lot of racial tension on this campus		60		25
Strongly Disagree	22.8%		2.2%	
Agree	19.0%		51.3%	
There is little that a person can do to be better at math - you are either "good" or "bad" at math		59		25
Strongly Disagree	15.9%		40.2%	
Sexual violence is prevalent on this campus		60		25
Strongly Disagree	37.4%		4.8%	
Disagree	27.3%		68.7%	
At least one staff member has taken an interest in my development		60		25
Agree	30.6%		54.2%	
In class, I have heard faculty express stereotypes based on race/ethnicity, gender, sexual orientation, religion, or disability status		60		25
Strongly Disagree	44.4%		7.8%	

*N is the post-stratified sample size.

Question	White	N*	URM	N*
I have a clear idea of how to achieve my career goals		60		25
Strongly Agree	29.5%		11.5%	
Contribution: This institution has contributed to my:				
Understanding the problems facing my community		58		25
Disagree	21.6%		43.9%	
Understanding of national issues		58		25
Agree	66.0%		29.8%	
Strongly Agree	10.0%		30.1%	
Understanding of global issues		58		25
Agree	57.5%		28.3%	
Ability to conduct research		58		25
Disagree	29.3%		6.0%	
Ability to work as part of a team		58		25
Disagree	17.4%		4.2%	
Foreign language ability		58		25
Strongly Disagree	5.4%		23.1%	
What is your overall grade average (as of your most recently completed academic term)?		59		26
A or A+	23.5%		6.6%	
Diversity Rating: How would you rate yourself in the following areas:				
Ability to see the world from someone else's perspective		64		26
Average	12.6%		1.4%	
Openness to having my own views challenged		64		26
Average	26.0%		7.6%	
Critical thinking skills		64		26
Somewhat Strong	44.2%		67.3%	
Ability to manage your time effectively		64		26
Somewhat Weak	8.8%		42.5%	
Average	34.7%		5.4%	
A Major Strength	22.8%		7.6%	
Ease: Since entering this college, how has it been to:				
Understand what your professors expect of you academically		64		26
Somewhat Difficult	21.1%		5.1%	
Somewhat Easy	57.9%		81.6%	
Develop effective study skills		64		26
Somewhat Difficult	34.7%		58.2%	
Very Easy	18.6%		4.7%	
Adjust to the academic demands of college		64		26
Somewhat Difficult	32.3%		56.0%	
Very Easy	20.4%		6.1%	
Manage your time effectively		64		26
Somewhat Difficult	36.8%		59.6%	
Somewhat Easy	40.0%		18.4%	
Very Easy	13.0%		2.5%	
Develop close friendships with other students		64		26
Very Difficult	14.4%		1.4%	
Ethnic Experience: To what extent have you experienced the following with students from a racial/ethnic group other than your own:				
Dined or shared a meal		58		25
Sometimes	23.9%		6.4%	
Very Often	35.9%		61.5%	
Had meaningful and honest discussions about race/ethnic relations outside of class		58		25
Never	14.7%		1.5%	

Question	White	N*	URM	N*
Had guarded, cautious interactions		58		25
Never	48.3%		13.2%	
Sometimes	8.9%		29.1%	
Shared personal feelings and problems		58		25
Never	11.2%		1.5%	
Had intellectual discussions outside of class		58		25
Never	17.4%		2.2%	
Sometimes	37.1%		14.8%	
Often	19.3%		55.5%	
Felt insulted or threatened because of your race/ethnicity		57		25
Never	78.0%		41.4%	
Seldom	10.6%		35.2%	
Felt ignored or invisible because of your race/ethnicity		58		25
Never	85.3%		17.3%	
Seldom	5.4%		38.5%	
Often	5.4%		23.4%	
Studied or prepared for class		58		25
Never	13.2%		1.5%	
Often	18.9%		57.4%	
Socialized or partied		58		25
Never	1.5%		17.0%	
Sometimes	34.4%		6.8%	
Very Often	21.6%		55.0%	

Goal: Indicate the importance to you personally of each of the following:

Becoming accomplished in one of the performing arts (acting, dancing, etc.)		57		25
Not Important	75.7%		29.6%	
Somewhat Important	16.1%		40.2%	
Essential	3.1%		21.8%	
Integrating spirituality into my life		56		25
Not Important	36.3%		8.4%	
Essential	13.9%		50.6%	
Influencing the political structure		57		25
Not Important	42.0%		16.8%	
Somewhat Important	28.6%		64.0%	
Influencing social values		57		25
Very Important	25.9%		59.4%	
Making a theoretical contribution to science		57		25
Somewhat Important	33.3%		9.2%	
Developing a meaningful philosophy of life		57		25
Not Important	20.4%		2.3%	
Helping to promote racial understanding		57		25
Very Important	33.3%		59.5%	

Hours per Week: How much time have you spent during a typical week doing the following activities?

Attending classes/labs		57		24
16-20 hrs/wk	46.7%		21.7%	
Socializing with friends in person		56		24
11-15 hrs/wk	27.2%		8.2%	
Partying		56		24
None	15.9%		45.7%	
3-5 hrs/wk	25.5%		5.8%	
Participating in student clubs/groups		57		24
< 1 hr/wk	20.4%		5.0%	
3-5 hrs/wk	19.2%		51.1%	

Question	White	N*	URM	N*
Exercising/sports		57		24
< 1 hr/wk	5.5%		48.6%	
1-2 hrs/wk	33.7%		8.1%	
Commuting		57		24
None	80.0%		40.6%	
< 1 hr/wk	14.9%		59.4%	
Praying/meditating		57		24
< 1 hr/wk	26.7%		4.3%	
3-5 hrs/wk	5.1%		23.7%	
Interact: How often have you interacted with the following people:				
Faculty during office hours		65		31
1 or 2 times per month	39.3%		18.9%	
Once a week	15.9%		41.7%	
Academic advisors/counselors		65		31
1 or 2 times per term	71.0%		49.2%	
1 or 2 times per month	13.5%		48.0%	
Graduate students/teaching assistants		64		31
2 or 3 times per week	12.6%		1.8%	
Close friends not at this institution		65		31
2 or 3 times per week	23.4%		48.1%	
Daily	42.8%		13.4%	
Your siblings or extended family		65		31
1 or 2 times per month	28.3%		11.0%	
2 or 3 times per week	22.8%		49.3%	
What is your sexual orientation?		70		29
Heterosexual/Straight	93.3%		71.9%	
Habits of Mind: How often in the past year did you:				
Take a risk because you felt you had more to gain		65		31
Occasionally	54.8%		79.9%	
Frequently	38.6%		15.8%	
Look up scientific research articles and resources		65		31
Frequently	36.2%		60.1%	
Explore topics on your own, even though it was not required for a class		65		31
Frequently	41.4%		14.9%	
Is English your primary language?		55		24
Yes	94.3%		64.2%	
How would you characterize your political views?		57		24
Liberal	20.0%		56.2%	
Self Rating: Rate yourself on each of the following traits as compared with the average person your age.				
Academic ability		64		26
Highest 10%	34.1%		10.8%	
Creativity		64		26
Below Average	11.6%		1.4%	
Average	34.4%		71.6%	
Emotional health		64		26
Average	30.9%		13.3%	
Above Average	29.8%		67.0%	
Physical health		64		26
Below Average	10.9%		31.7%	
Above Average	37.5%		16.9%	
Highest 10%	12.6%		1.4%	

Question	White	N*	URM	N*
Public speaking ability		64		26
Below Average	21.4%		6.5%	
Risk-taking		64		26
Average	46.7%		17.3%	
Above Average	22.8%		58.6%	
Spirituality		64		25
Above Average	25.3%		52.8%	
Writing ability		64		26
Average	23.5%		50.7%	
Highest 10%	32.7%		8.2%	
Satisfaction: Please rate your satisfaction with your college in each area:				
Career services		64		29
Neutral	39.7%		15.4%	
Satisfied	23.2%		54.4%	
Classroom facilities		64		29
Neutral	12.6%		33.1%	
Very Satisfied	28.4%		10.6%	
Computer facilities/labs		64		29
Can't Rate/No Experience	24.6%		3.2%	
Satisfied	24.9%		53.8%	
Very Satisfied	27.4%		7.1%	
Student health services		62		29
Can't Rate/No Experience	18.2%		3.5%	
Mentoring received from faculty/staff		64		29
Neutral	25.6%		50.1%	
Scientific Skills: How confident are you that you can:				
Explain the results of a study		55		24
Absolutely	24.8%		8.3%	
Integrate results from multiple studies		55		24
Somewhat	19.5%		3.5%	
Understand scientific concepts		55		24
Somewhat	21.1%		5.9%	
Services: Since entering this college, how often have you utilized the following services:				
Study skills advising		57		24
Not at all	76.9%		32.9%	
Occasionally	16.8%		64.3%	
Financial aid advising		57		24
Not at all	82.8%		55.2%	
Occasionally	13.7%		44.8%	
Student psychological services		57		24
Not at all	75.3%		43.8%	
Occasionally	19.2%		53.5%	
Writing center		56		24
Not at all	71.8%		46.7%	
Frequently	2.0%		34.6%	
Disability resource center		56		24
Not at all	92.8%		74.0%	
Frequently	3.6%		21.0%	
Career services		56		24
Occasionally	31.1%		12.4%	

Question	White	N*	URM	N*
Summer Plan: Do you plan to do any of the following this summer?				
Perform volunteer work		55		24
Yes	44.3%		75.2%	
Participate in an internship		55		24
Yes	41.9%		78.4%	
WFU Supplemental: Please indicate the extent to which you agree or disagree with the following statements:				
There are at least a few professors at WFU with whom I can have a conversation outside of class about something other than course material		54		24
Disagree	20.3%		5.5%	
Agree	53.9%		78.3%	
I believe that faculty at WFU are concerned about my personal development		54		24
Disagree	14.5%		2.8%	
Agree	60.6%		83.8%	
It is hard for me to fit in here		54		24
Strongly disagree	16.6%		2.8%	
Agree	14.1%		40.5%	
I feel sad and alone at social events or in groups		54		24
Strongly disagree	19.9%		47.2%	
Disagree	65.2%		25.9%	
Since being at WFU, I have found topics I am excited or passionate about in my studies		54		24
Agree	54.4%		80.7%	
I am satisfied with the quality of my interactions with faculty		54		24
Agree	59.0%		83.5%	
Because disappointments and setbacks are normal, I try not to let them discourage me		54		24
Disagree	21.6%		3.9%	
Agree	64.3%		86.2%	
WFU Supplemental: Since entering college, how often have you:				
Consciously practiced mindfulness (e.g., mindful breathing, mindful observation, mindful gratitude)		54		23
Not at all	37.8%		15.7%	
Occasionally	41.5%		74.9%	

Significant Differences Across Specific Responses by Financial Concern

Assuming the minimum number of WFU 2019 respondents without financial concern to any one particular survey item ($n=30$) along with the portion which will yield the largest margin of error (i.e. 50%), the conservative margin of error for WFU 2019 respondents without concern is 17.9%.

Similarly, assuming the minimum number of WFU 2019 respondents with financial concern to any one particular survey item ($n=45$), along with the portion which will yield the largest margin of error (i.e. 50%), the conservative margin of error for WFU 2019 respondents with concern is 14.6%.

However, items identified here relied upon each item's actual number of responses and proportions when testing whether the differences in proportions between the groups, at the 95% confidence interval, included 0.0, (i.e. there was likely no difference).

In the analysis, post-stratified weights were used to correct for bias due to nonresponse and underrepresented groups in the population.

2019 WFU Your First College Year Survey (YFCY) Responses Differing Significantly by Financial Concern

Question	None	N*	Some	N*
Act: Since entering this college, how often have you:				
Consumed beer		38		48
Not at all	23.5%		44.8%	
Frequently	30.3%		7.7%	
Consumed wine or liquor		38		48
Frequently	41.1%		11.9%	
Felt overwhelmed by all you had to do		38		48
Occasionally	62.2%		31.7%	
Frequently	36.1%		66.0%	
Felt depressed		38		48
Frequently	6.9%		25.0%	
Socialized with someone of another sexual orientation		38		48
Occasionally	64.3%		39.2%	
Felt anxious		38		48
Occasionally	71.7%		41.8%	
Frequently	20.0%		52.4%	
Written computer code		38		48
Not at all	54.8%		80.7%	
Frequently	22.7%		4.1%	
Felt: Since entering this college, how often have you felt:				
Lonely or homesick		42		51
Frequently	6.4%		26.8%	
Worried about your health		42		49
Not at all	44.3%		15.2%	
Occasionally	30.5%		67.9%	
That your family responsibilities interfered with your schoolwork		42		51
Not at all	88.8%		50.6%	
Occasionally	11.2%		44.3%	
Aid: How much of the past years educational expenses were covered from each of the following sources?				
Family resources (parents, relatives, spouse, etc.)		41		51
\$1 to \$2,999	0.9%		27.8%	
\$15,000 or more	93.7%		53.5%	
My own resources (income from work, work-study, etc.)		41		51
None	86.7%		32.7%	
\$1 to \$2,999	9.5%		58.3%	
Aid which need not be repaid (grants, scholarships, military, etc.)		41		51
None	85.7%		38.3%	
\$15,000 or more	7.2%		48.9%	
Aid which must be repaid (loans)		41		51
None	97.2%		60.2%	
Act in Class: Since entering this college, indicate how often have you:				
Witnessed academic dishonesty/cheating		33		47
Not at all	39.5%		69.9%	
Occasionally	57.1%		23.5%	
Went home for the weekend		33		47
Not at all	68.2%		45.5%	
Frequently	2.0%		12.7%	
Made a presentation in class		33		47
Occasionally	56.9%		80.5%	
Frequently	34.3%		10.8%	
Used the institution's course catalog (paper or online)		33		47
Occasionally	45.4%		70.5%	

Question	None	N*	Some	N*
Campus Satisfaction: Please rate your satisfaction with your college in each area:				
Overall college experience		35		48
Satisfied	34.4%		58.1%	
Very Satisfied	50.4%		20.4%	
Administrative response to incidents of: Campus emergencies		35		48
Neutral	8.7%		25.1%	
Satisfied	64.5%		41.2%	
Act in College: Since entering this college, have you:				
Remained undecided about a major		33		48
Yes	68.4%		39.0%	
Participated in: An LGBTQ student organization		33		48
Yes	1.1%		16.7%	
Opinion: Please indicate the extent to which you agree or disagree with the following statements:				
I have felt discriminated against at this institution because of my race/ethnicity, gender/gender identity, sexual orientation, religion, or disability status		36		48
Strongly Disagree	69.7%		37.5%	
Disagree	10.2%		35.8%	
There is little that a person can do to be better at math - you are either "good" or "bad" at math		36		47
Disagree	69.2%		43.2%	
Sexual violence is prevalent on this campus		36		48
Strongly Disagree	39.8%		19.0%	
I have been able to find a balance between academics and extracurricular activities		36		48
Strongly Agree	30.8%		9.3%	
Faculty empower me to learn here		36		48
Disagree	1.8%		13.1%	
In class, I have heard faculty express stereotypes based on race/ethnicity, gender, sexual orientation, religion, or disability status		36		48
Disagree	30.3%		52.0%	
At least one faculty member has taken an interest in my development		36		48
Agree	30.9%		52.0%	
My political views closely resemble those of my parents/guardians		36		48
Disagree	7.1%		34.1%	
Agree	69.1%		42.7%	
Contribution: This institution has contributed to my:				
Foreign language ability		34		48
Strongly Agree	12.5%		29.9%	
Diversity Rating: How would you rate yourself in the following areas:				
Ability to see the world from someone else's perspective		38		50
Somewhat Strong	59.5%		36.2%	
A Major Strength	22.0%		56.9%	
Tolerance of others with different beliefs		38		50
Somewhat Strong	56.2%		35.6%	
Ability to discuss and negotiate controversial issues		38		50
Average	30.9%		9.9%	
Ability to work cooperatively with diverse people		38		50
A Major Strength	36.7%		57.7%	
Ease: Since entering this college, how has it been to:				
Adjust to the academic demands of college		38		50
Somewhat Difficult	17.2%		56.7%	
Somewhat Easy	53.5%		28.9%	
Very Easy	29.4%		6.4%	

*N is the post-stratified sample size.

Question	None	N*	Some	N*
Manage your time effectively		38		50
Somewhat Difficult	30.5%		52.4%	
Very Easy	18.0%		4.0%	
Ethnic Experience: To what extent have you experienced the following with students from a racial/ethnic group other than your own:				
Dined or shared a meal		34		48
Often	26.1%		8.5%	
Had meaningful and honest discussions about race/ethnic relations outside of class		34		48
Very Often	7.9%		27.2%	
Pursued (by), dated, or otherwise intimately involved		34		48
Very Often	3.3%		21.3%	
Shared personal feelings and problems		34		48
Very Often	5.3%		37.8%	
Felt ignored or invisible because of your race/ethnicity		34		48
Often	3.1%		16.5%	
Goal: Indicate the importance to you personally of each of the following:				
Becoming accomplished in one of the performing arts (acting, dancing, etc.)		33		48
Not Important	75.2%		51.8%	
Essential	2.0%		13.6%	
Raising a family		33		48
Somewhat Important	2.7%		23.1%	
Being very well off financially		33		48
Very Important	19.9%		47.7%	
Essential	65.9%		33.5%	
Making a theoretical contribution to science		33		48
Not Important	57.8%		26.9%	
Essential	5.4%		21.0%	
Writing original works (poems, novels, etc.)		33		48
Not Important	68.7%		36.8%	
Somewhat Important	17.8%		44.8%	
Developing a meaningful philosophy of life		33		48
Very Important	20.8%		41.4%	
Participating in a community action program		33		48
Not Important	33.3%		8.9%	
Keeping up to date with political affairs		33		48
Somewhat Important	54.1%		26.0%	
Improving my understanding of other countries and cultures		33		48
Somewhat Important	15.6%		34.6%	
Very Important	65.2%		36.0%	
Hours per Week: How much time have you spent during a typical week doing the following activities?				
Socializing with friends in person		33		46
3-5 hrs/wk	2.0%		24.3%	
Using social media		33		47
1-2 hrs/wk	3.4%		16.2%	
3-5 hrs/wk	54.8%		32.9%	
Partying		33		46
< 1 hr/wk	4.7%		21.7%	
Praying/meditating		33		47
1-2 hrs/wk	4.7%		26.1%	
Interact: How often have you interacted with the following people:				
Close friends not at this institution		42		51
1 or 2 times per month	1.6%		20.9%	

Question	None	N*	Some	N*
Your parents/guardians 1 or 2 times per term	15.5%	42	0.7%	51
What is your sexual orientation? Heterosexual/Straight	99.1%	42	76.1%	48
Bisexual	0.9%		10.1%	
Current major Biological & Life Sciences	3.5%	32	25.0%	47
Business	22.3%		6.1%	
Habits of Mind: How often in the past year did you: Take on a challenge that scares you		42		48
Occasionally	70.9%		42.0%	
Frequently	26.4%		50.2%	
Is English your primary language? Yes	97.9%	31	76.6%	47
Self Rating: Rate yourself on each of the following traits as compared with the average person your age. Academic ability		38		50
Average	19.7%		5.2%	
Above Average	45.7%		66.5%	
Compassion		38		50
Average	35.9%		11.1%	
Highest 10%	26.6%		47.4%	
Computer Programming Skills		38		49
Below Average	31.5%		63.1%	
Above Average	23.9%		4.1%	
Creativity		38		50
Below Average	16.2%		3.0%	
Emotional health		38		50
Below Average	4.6%		25.2%	
Self-confidence (intellectual)		38		50
Average	35.0%		15.5%	
Satisfaction: Please rate your satisfaction with your college in each area: Classroom facilities		42		50
Neutral	34.0%		7.1%	
Satisfied	36.9%		72.7%	
Computer facilities/labs		42		50
Satisfied	18.0%		47.9%	
Very Satisfied	30.8%		13.1%	
Laboratory facilities and equipment		42		50
Can't Rate/No Experience	29.6%		12.4%	
Satisfied	24.4%		44.5%	
Technology resources		41		50
Neutral	30.8%		11.4%	
Satisfied	20.6%		40.9%	
Student housing (e.g., res. halls)		42		50
Satisfied	23.5%		44.3%	
Financial aid office		42		50
Can't Rate/No Experience	72.9%		24.6%	
Neutral	10.2%		38.0%	

Question	None	N*	Some	N*
Financial aid package		41		50
Can't Rate/No Experience	74.9%		22.3%	
Dissatisfied	2.2%		17.1%	
Satisfied	1.6%		31.3%	
Student health services		42		49
Can't Rate/No Experience	22.8%		4.1%	
Neutral	16.0%		39.5%	
Opportunities for community service		41		49
Can't Rate/No Experience	21.7%		5.3%	
First-year programs (e.g., first-year seminar, learning community, linked courses, common book)		42		50
Neutral	42.1%		21.6%	
Satisfied	29.8%		53.1%	
Mentoring received from faculty/staff		42		50
Can't Rate/No Experience	11.8%		1.1%	
Scientific Associations: To what extent are the following statements true of you:				
I derive great personal satisfaction from working on a team that is doing important research		33		46
Strongly Agree	3.4%		16.1%	
I feel like I belong in the field of science		33		47
Strongly Disagree	51.1%		24.9%	
Strongly Agree	10.2%		28.6%	
Scientific Skills: How confident are you that you can:				
Generate an answerable research question		31		47
Somewhat	34.2%		6.5%	
Determine how to collect appropriate data		31		47
Somewhat	29.8%		10.6%	
Use scientific literature to guide research		31		47
Not at all	30.5%		11.2%	
Understand scientific concepts		31		47
Not at all	21.2%		3.1%	
Services: Since entering this college, how often have you utilized the following services:				
Financial aid advising		33		47
Not at all	96.9%		58.5%	
Occasionally	3.1%		37.2%	
Summer Plan: Do you plan to do any of the following this summer?				
Work for pay		31		47
Yes	66.4%		90.3%	
Perform volunteer work		31		47
Yes	39.4%		62.2%	
WFU Supplemental: Please indicate the extent to which you agree or disagree with the following statements:				
I feel a sense of connection to my residence hall		30		45
Strongly agree	2.2%		17.0%	
My residence hall is a lonely place for me		31		45
Strongly disagree	30.5%		10.7%	
Disagree	42.3%		74.6%	
If possible, I avoid courses that have the reputation of being very difficult		30		46
Disagree	14.8%		46.6%	

Longitudinal Graphs of WFU Questions

2013 average $n \approx 281$
2014 average $n \approx 94$
2015 average $n \approx 168$
2017 average $n \approx 183$
2019 average $n \approx 77$

Your First College Year

WFU Custom Questions

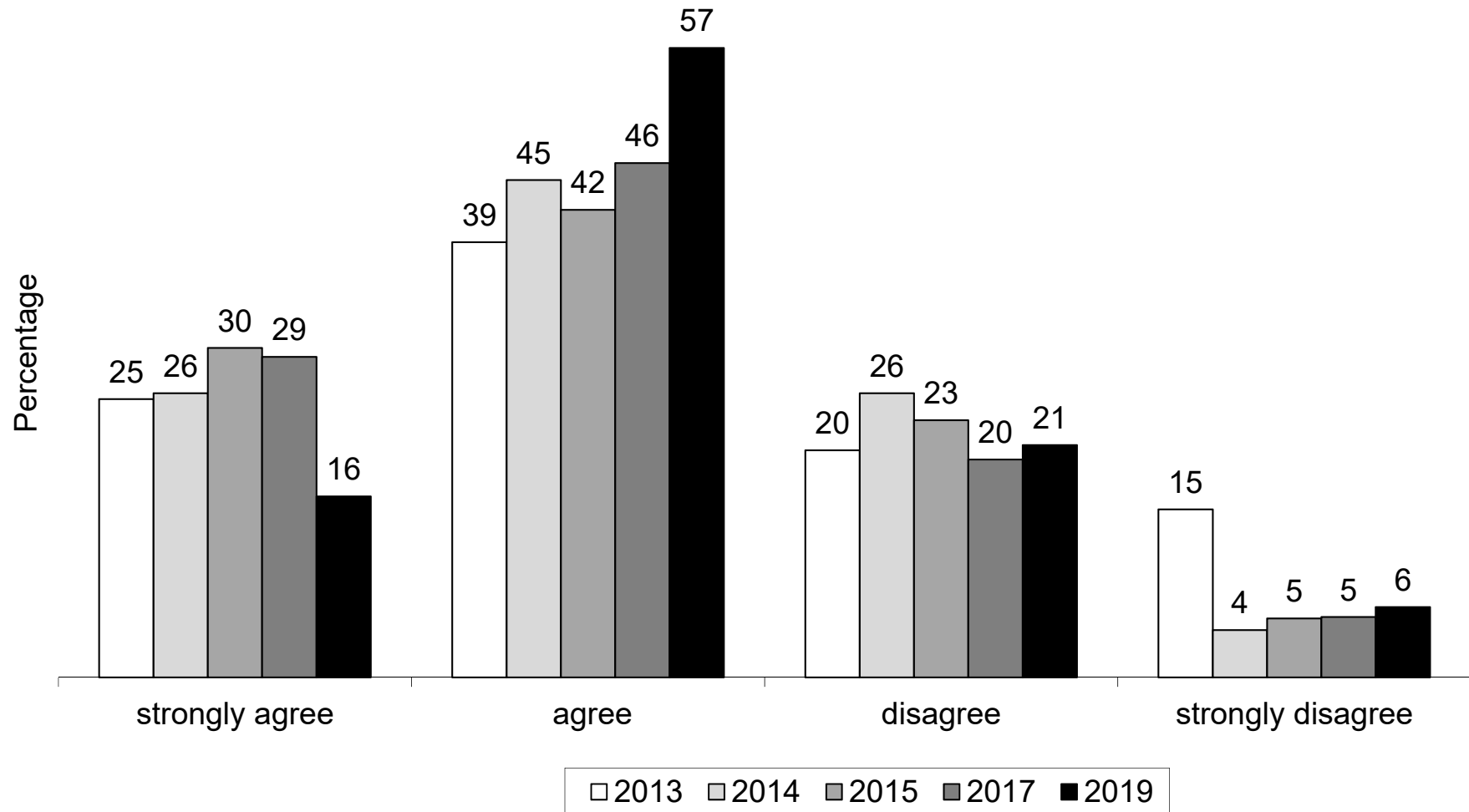
Question	WFU '19	N	WFU '17	N	WFU '15	N	WFU '14	N	WFU '13	N
Please indicate the extent to which you agree or disagree with the following statements (strongly agree, agree, disagree, strongly disagree)										
Since entering WFU, I have received advice or guidance from a faculty member about something other than course material.		78		184		169		94		284
Strongly Agree	16.3%		28.8%		29.6%		25.5%		25.0%	
Agree	56.6%		46.2%		42.0%		44.7%		39.1%	
Disagree	20.9%		19.6%		23.1%		25.5%		20.4%	
Strongly Disagree	6.3%		5.4%		5.3%		4.3%		15.1%	
There are at least a few professors at WFU with whom I can have a conversation outside of class about something other than course material.		78		184		169		92		280
Strongly Agree	18.8%		28.8%		29.6%		31.5%		26.4%	
Agree	61.4%		50.0%		49.7%		51.1%		48.6%	
Disagree	15.8%		17.9%		19.5%		14.1%		18.9%	
Strongly Disagree	4.0%		3.3%		1.2%		3.3%		5.7%	
I believe that faculty at WFU are concerned about my personal development.		78		184		169		94		283
Strongly Agree	21.4%		34.2%		29.0%		26.6%		25.4%	
Agree	67.8%		57.1%		61.5%		60.6%		57.6%	
Disagree	10.9%		6.5%		8.9%		11.7%		13.8%	
Strongly Disagree	0.0%		2.2%		0.6%		1.1%		2.5%	
It is hard for me to fit in here.		78		184		169		92		281
Strongly Agree	4.9%		3.3%		7.1%		5.4%		7.5%	
Agree	22.2%		19.6%		21.9%		23.9%		19.6%	
Disagree	60.6%		51.1%		52.1%		50.0%		34.5%	
Strongly Disagree	12.4%		26.1%		18.9%		20.7%		34.9%	

Question	WFU '19	N	WFU '17	N	WFU '15	N	WFU '14	N	WFU '13	N
I really identify with the values of this university.		77		183		169		92		283
Strongly Agree	5.1%		20.8%		20.1%		10.9%		19.1%	
Agree	75.9%		65.6%		58.0%		63.0%		58.3%	
Disagree	15.3%		13.7%		17.2%		25.0%		19.1%	
Strongly Disagree	3.8%		0.0%		4.7%		1.1%		3.2%	
I feel a sense of connection to my first year class.		77		184		167		94		284
Strongly Agree	6.4%		17.9%		12.6%		10.6%		22.2%	
Agree	61.2%		52.7%		60.5%		55.3%		50.7%	
Disagree	23.9%		26.1%		22.2%		27.7%		21.1%	
Strongly Disagree	8.6%		3.3%		4.8%		6.4%		5.3%	
I feel a sense of connection to my residence hall.		76		183		166		94		281
Strongly Agree	10.9%		29.0%		31.3%		23.4%		31.0%	
Agree	61.3%		40.4%		38.6%		46.8%		39.9%	
Disagree	23.8%		23.0%		22.3%		21.3%		19.2%	
Strongly Disagree	4.0%		7.7%		7.8%		8.5%		10.0%	
My residence hall is a lonely place for me.		77		184		167		94		280
Strongly Agree	4.0%		3.8%		4.8%		4.3%		7.1%	
Agree	15.6%		19.6%		16.2%		19.1%		11.8%	
Disagree	60.8%		43.5%		50.9%		45.7%		35.4%	
Strongly Disagree	19.7%		33.2%		28.1%		30.9%		42.9%	
I feel sad and alone at social events or in groups.		78		183		165		94		279
Strongly Agree	1.2%		2.2%		3.6%		2.1%		7.2%	
Agree	17.5%		13.1%		18.8%		20.2%		14.3%	
Disagree	53.1%		57.4%		49.7%		50.0%		35.1%	
Strongly Disagree	28.3%		27.3%		27.9%		27.7%		39.8%	
There are people here whom I can count on.		78		184		167		93		281
Strongly Agree	37.0%		52.2%		46.7%		48.4%		54.1%	
Agree	55.8%		42.4%		45.5%		43.0%		36.3%	
Disagree	7.2%		4.4%		6.0%		5.4%		7.1%	
Strongly Disagree	0.0%		1.1%		1.8%		3.2%		1.4%	

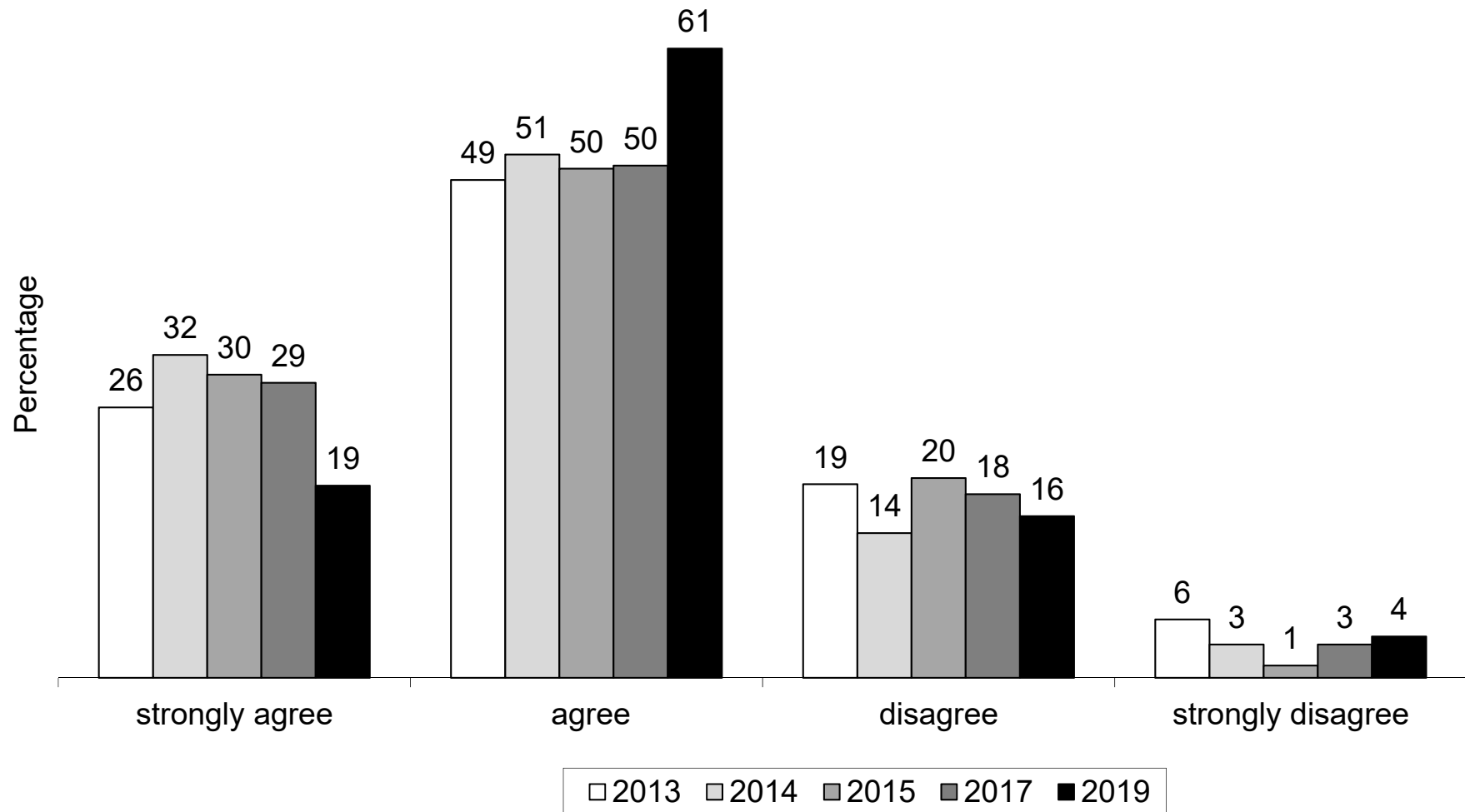
Question	WFU '19 N	WFU '17 N	WFU '15 N	WFU '14 N	WFU '13 N
Since being at WFU, I have found topics I am excited or passionate about in my studies.	78	184	168	94	283
Strongly Agree	29.8%	46.2%	36.3%	41.5%	40.6%
Agree	62.5%	45.7%	52.4%	46.8%	49.1%
Disagree	7.8%	7.1%	10.1%	9.6%	7.8%
Strongly Disagree	0.0%	1.1%	1.2%	2.1%	2.1%
I am satisfied with the quality of my interactions with faculty.	78	182	168	94	282
Strongly Agree	21.5%	36.8%	30.4%	37.2%	31.2%
Agree	66.5%	55.5%	58.3%	50.0%	53.5%
Disagree	9.4%	7.7%	10.1%	10.6%	12.1%
Strongly Disagree	2.6%	0.0%	1.2%	2.1%	2.5%
I am satisfied with the social atmosphere at Wake Forest.	78	182	168	94	282
Strongly Agree	15.6%	22.0%	24.4%	25.5%	29.8%
Agree	47.5%	50.6%	40.5%	46.8%	44.3%
Disagree	27.6%	22.5%	24.4%	21.3%	17.7%
Strongly Disagree	9.3%	5.0%	10.7%	6.4%	7.4%
If possible, I avoid courses that have the reputation of being very difficult if possible.	77	183			
Strongly Agree	15.2%	13.1%			
Agree	40.0%	45.9%			
Disagree	34.8%	33.9%			
Strongly Disagree	10.0%	7.1%			
Because disappointments and setbacks are normal, I try not to let them discourage me.	78	184			
Strongly Agree	12.8%	19.0%			
Agree	71.1%	63.6%			
Disagree	16.1%	14.7%			
Strongly Disagree	0.0%	2.7%			

Question	WFU '19	N	WFU '17	N	WFU '15	N	WFU '14	N	WFU '13	N
I can best understand someone after I get to know how he/she is both similar and different from me.		77		181						
Strongly Agree	27.7%		27.6%							
Agree	69.0%		70.7%							
Disagree	3.3%		1.7%							
Strongly Disagree	0.0%		0.0%							
It is important to become aware of the perspectives of individuals from different backgrounds.		77		182						
Strongly Agree	48.6%		50.0%							
Agree	48.5%		46.7%							
Disagree	1.5%		3.3%							
Strongly Disagree	1.5%		0.0%							
Since entering this college, how often have you: (frequently, occasionally, not at all)										
Talked to your peers about intellectual topics outside of class.		78		184		169		95		276
Frequently	48.2%		62.0%		44.4%		49.5%		53.3%	
Occasionally	51.8%		35.9%		50.9%		45.3%		40.9%	
Not at all	0.0%		2.2%		4.7%		5.3%		4.7%	
Had a conversation with someone whose viewpoints differ from my own that led to greater understanding.		77		184						
Frequently	38.8%		46.2%							
Occasionally	61.2%		48.9%							
Not at all	0.0%		4.9%							
Consciously practiced mindfulness (e.g., mindful breathing, mindful observation, mindful gratitude).		77		183						
Frequently	17.3%		25.7%							
Occasionally	51.6%		45.9%							
Not at all	31.1%		28.4%							

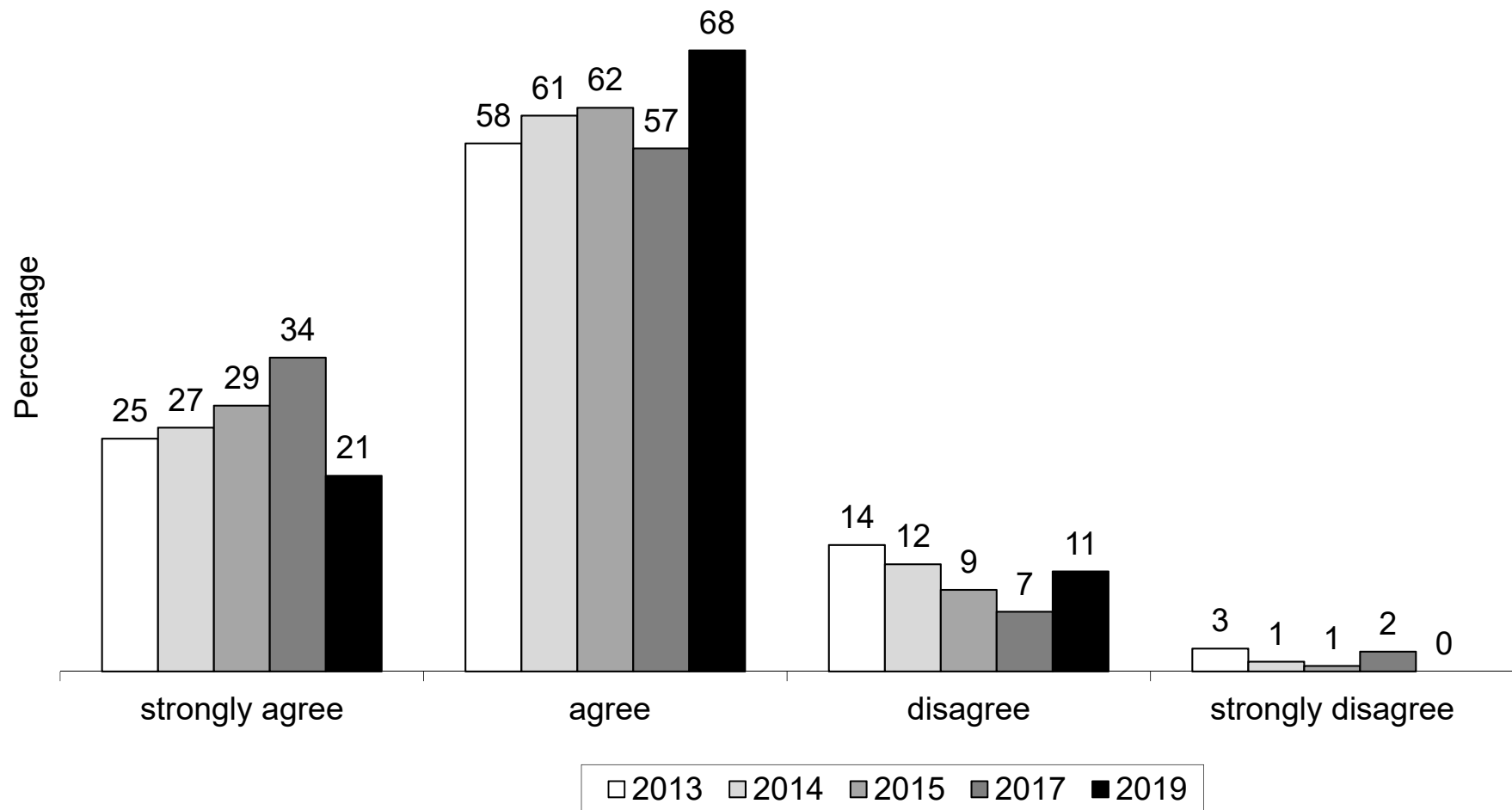
Since entering WFU, I have received advice or guidance from a faculty member about something other than course material.



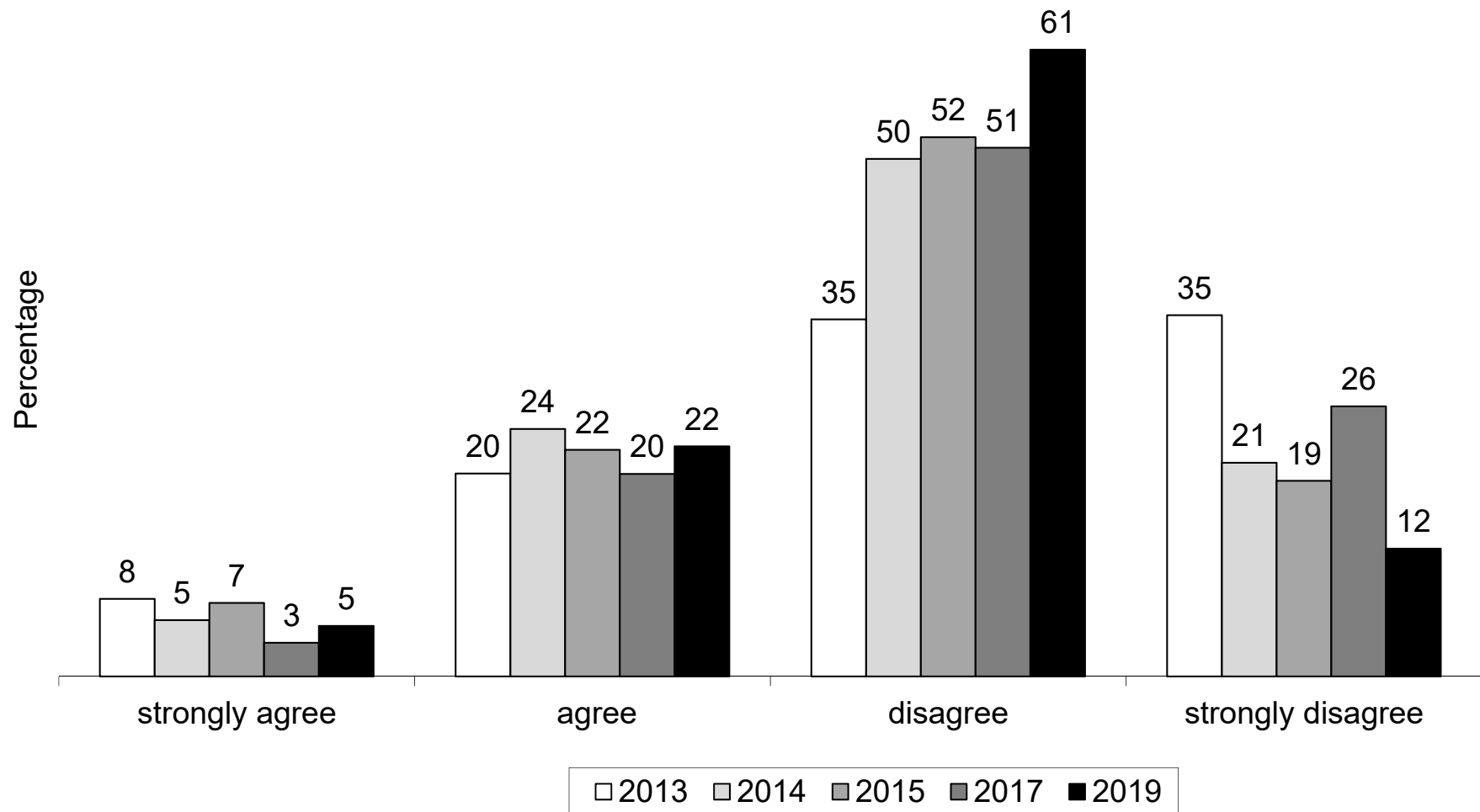
There are at least a few professors at WFU with whom I can have a conversation outside of class about something other than course material.



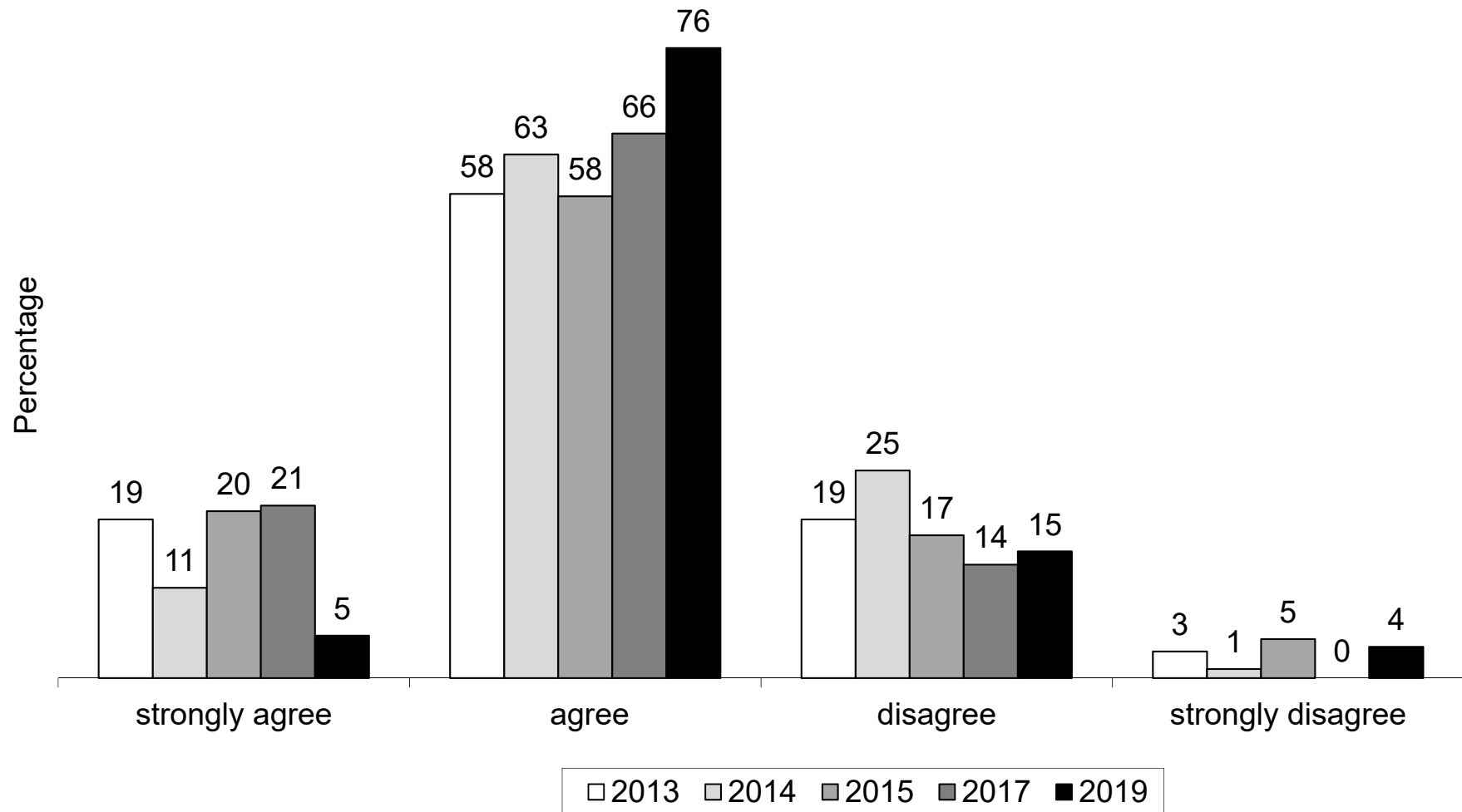
I believe that faculty at WFU are concerned about my personal development.



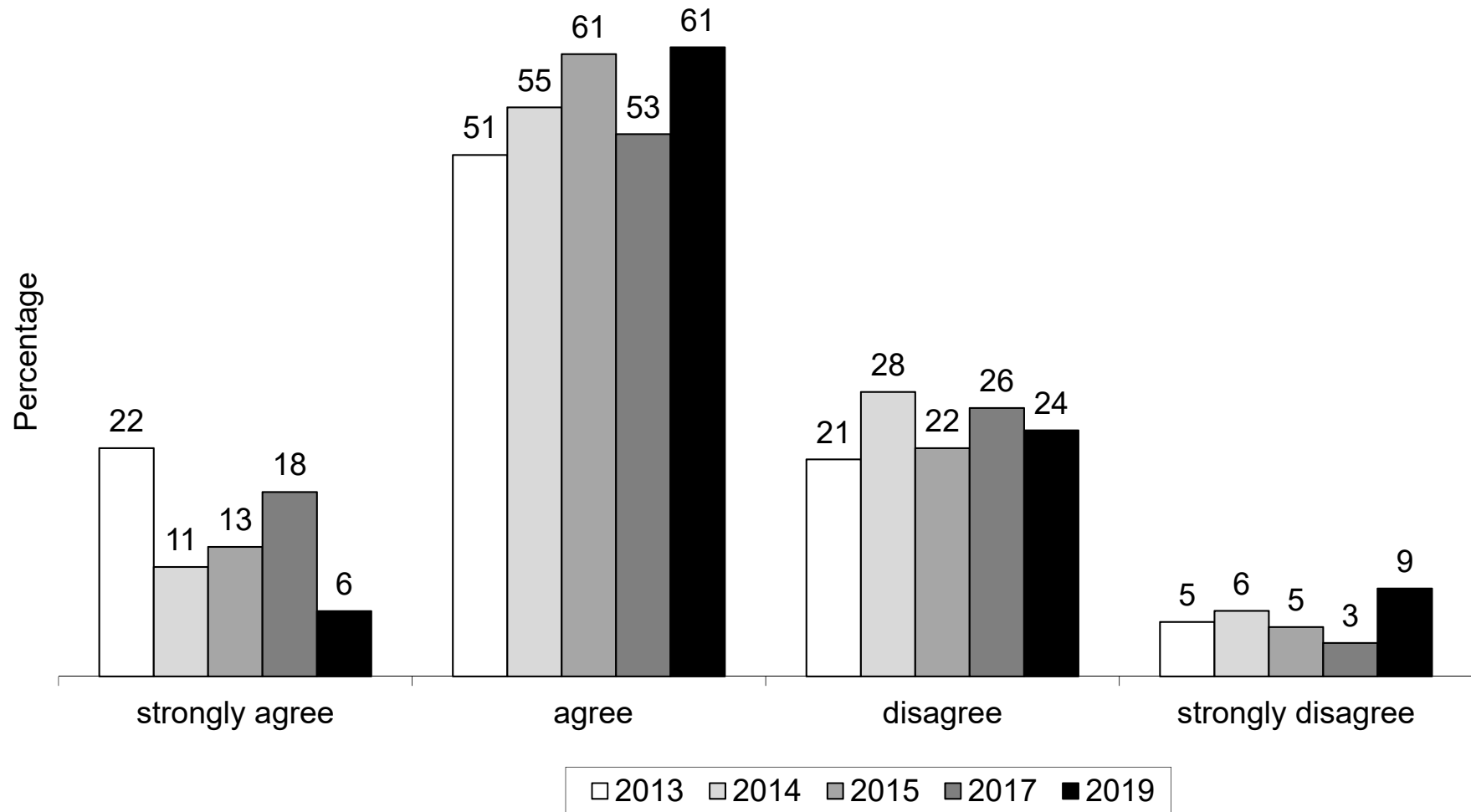
It is hard for me to fit in here.



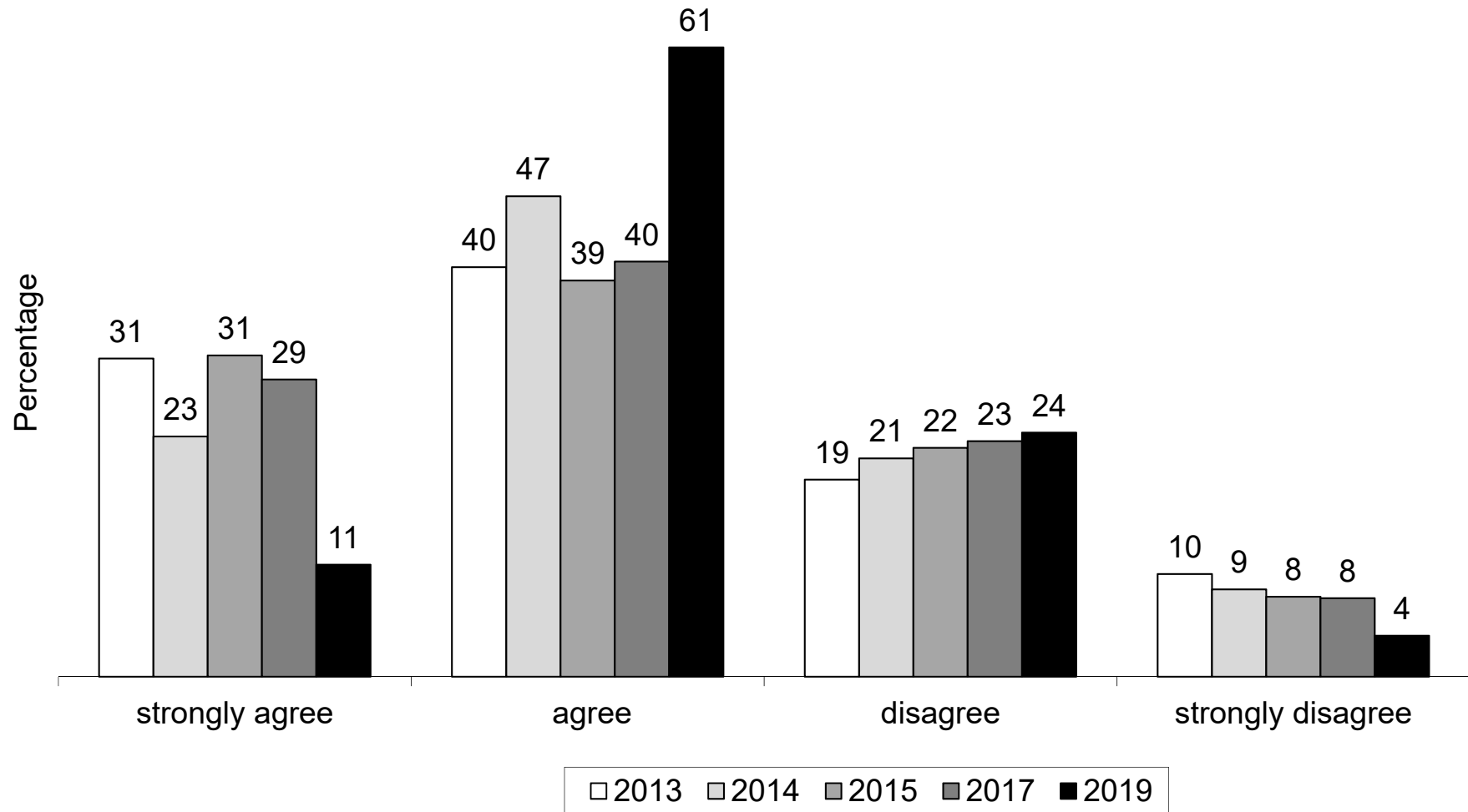
I really identify with the values of this university.



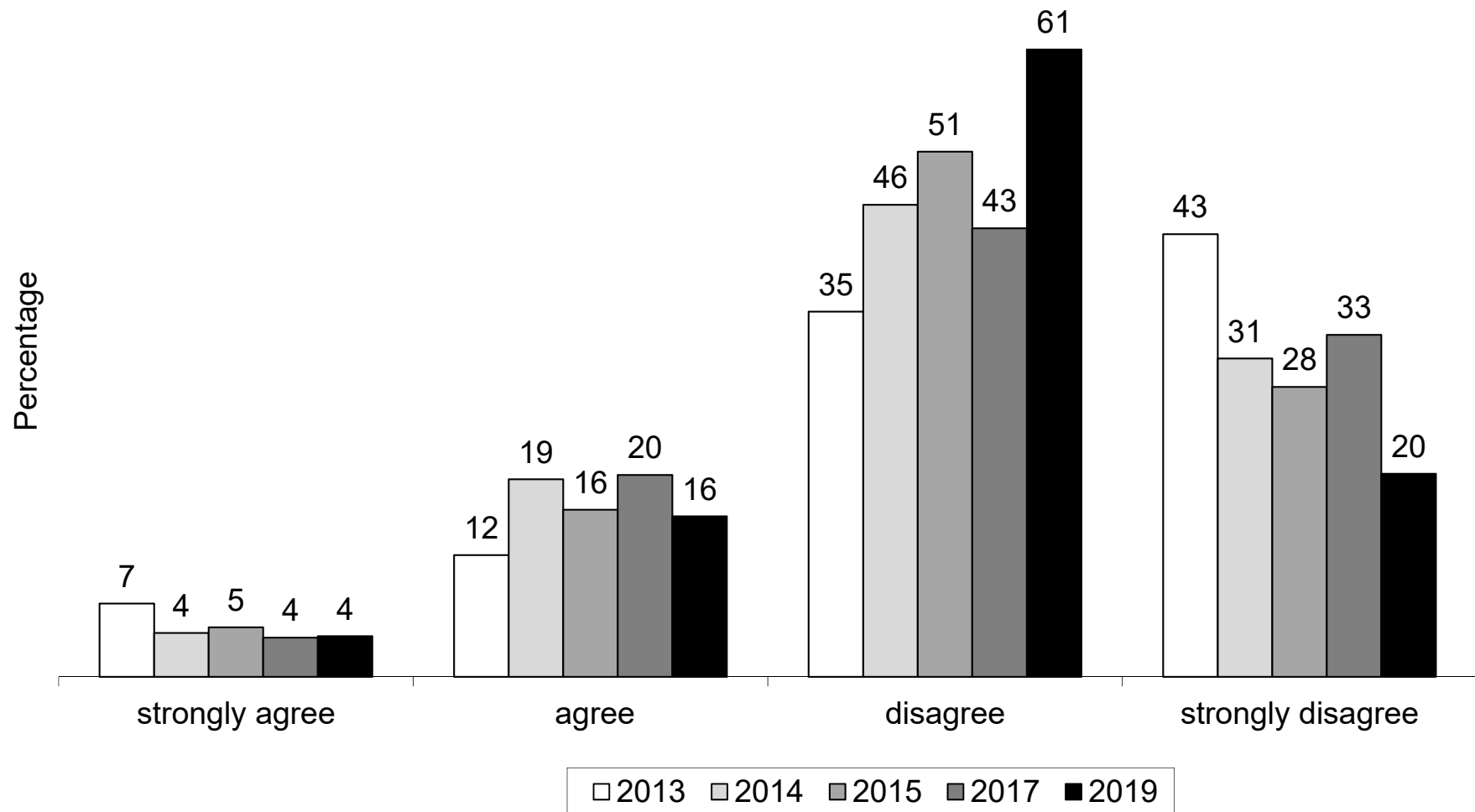
I feel a sense of connection to my first year class.



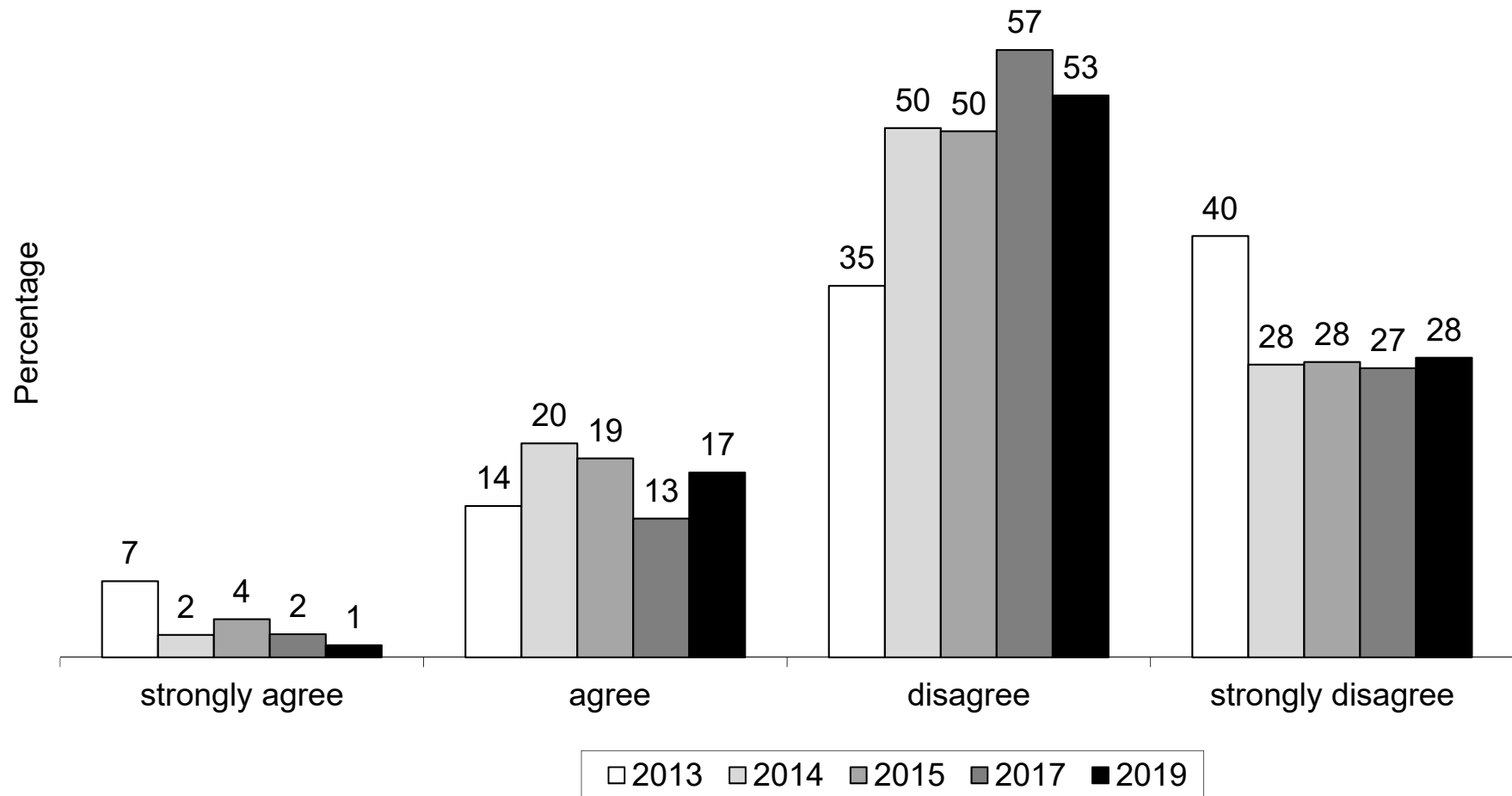
I feel a sense of connection to my residence hall.



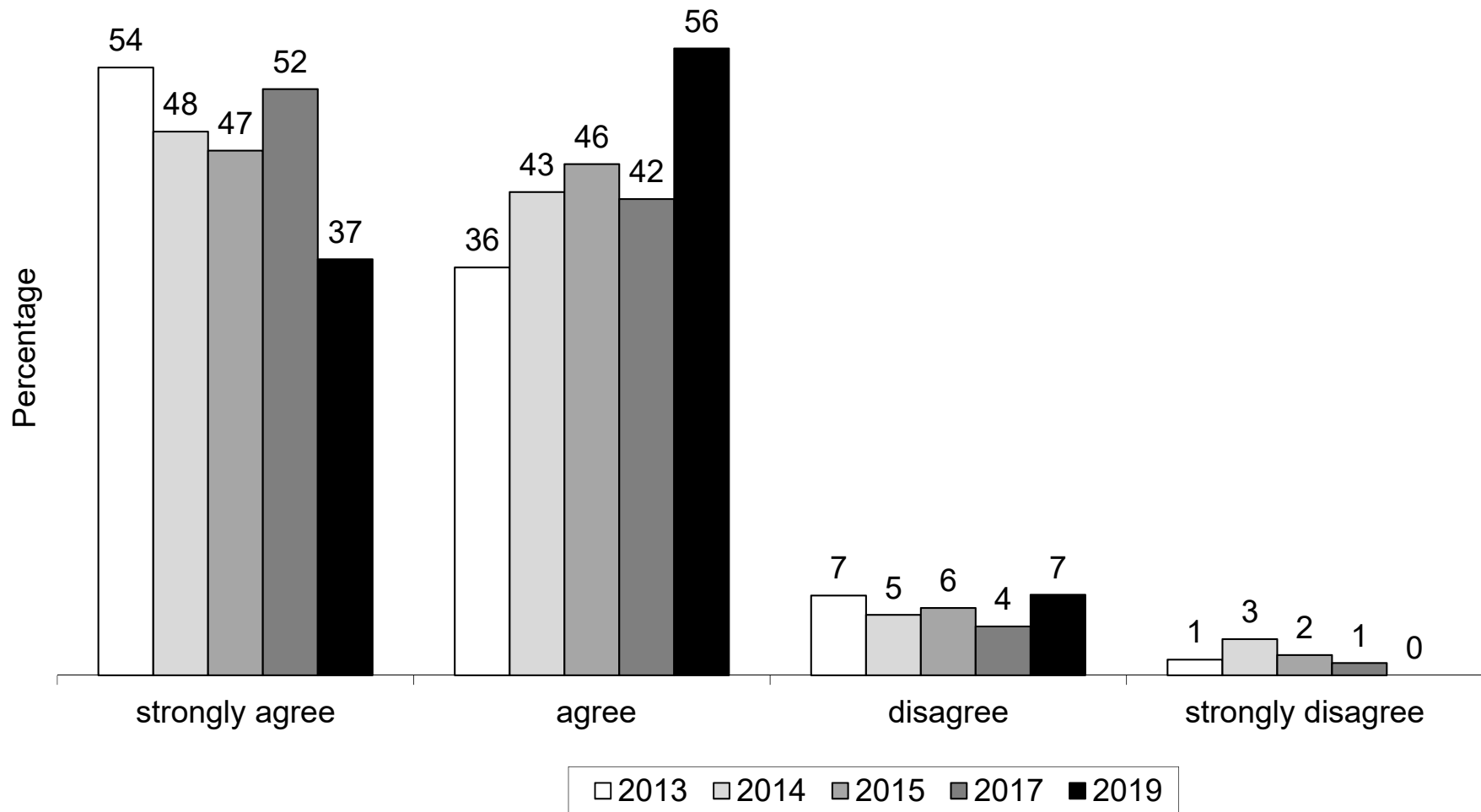
My residence hall is a lonely place for me.



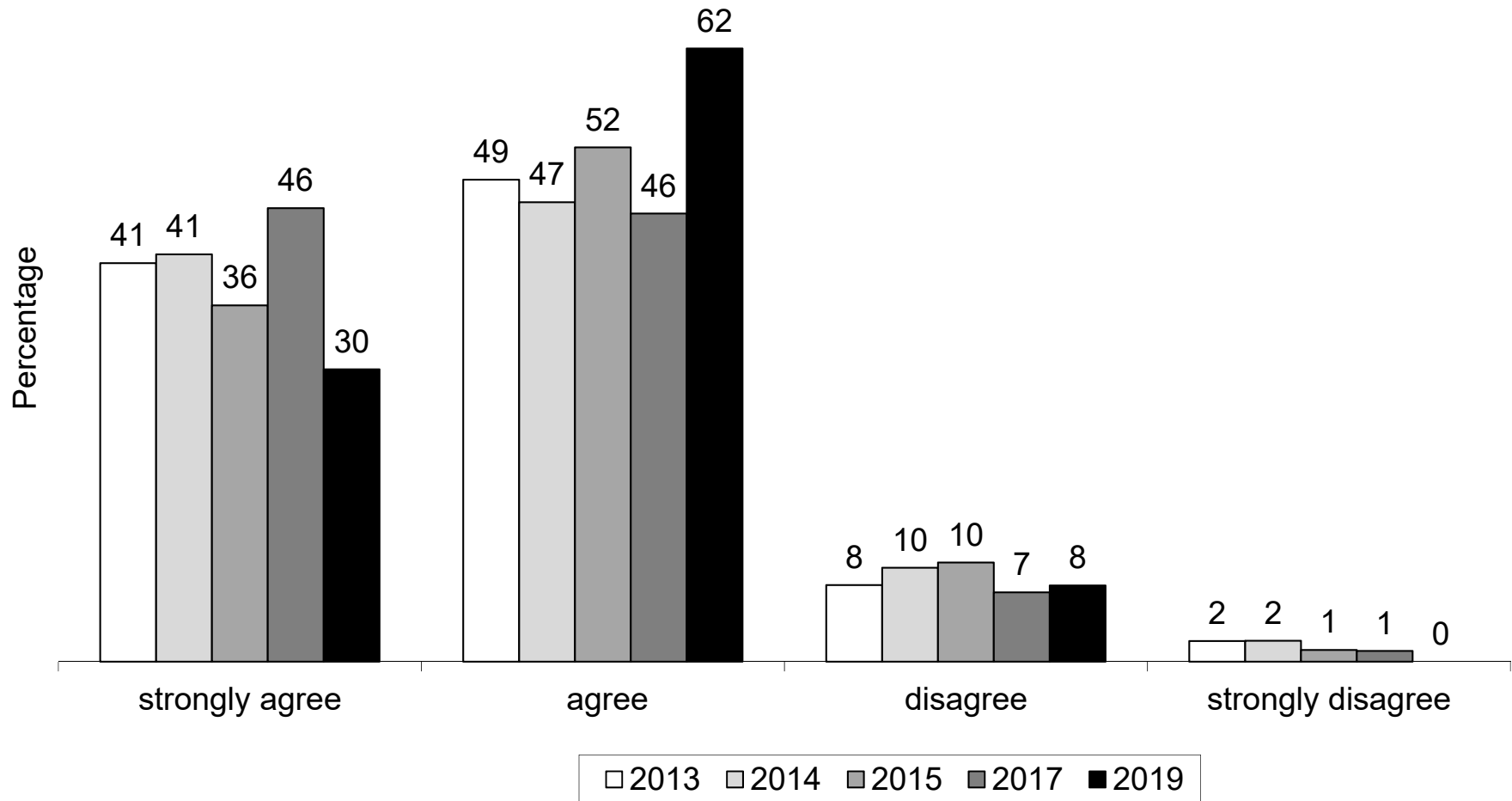
I feel sad and alone at social events or in groups.



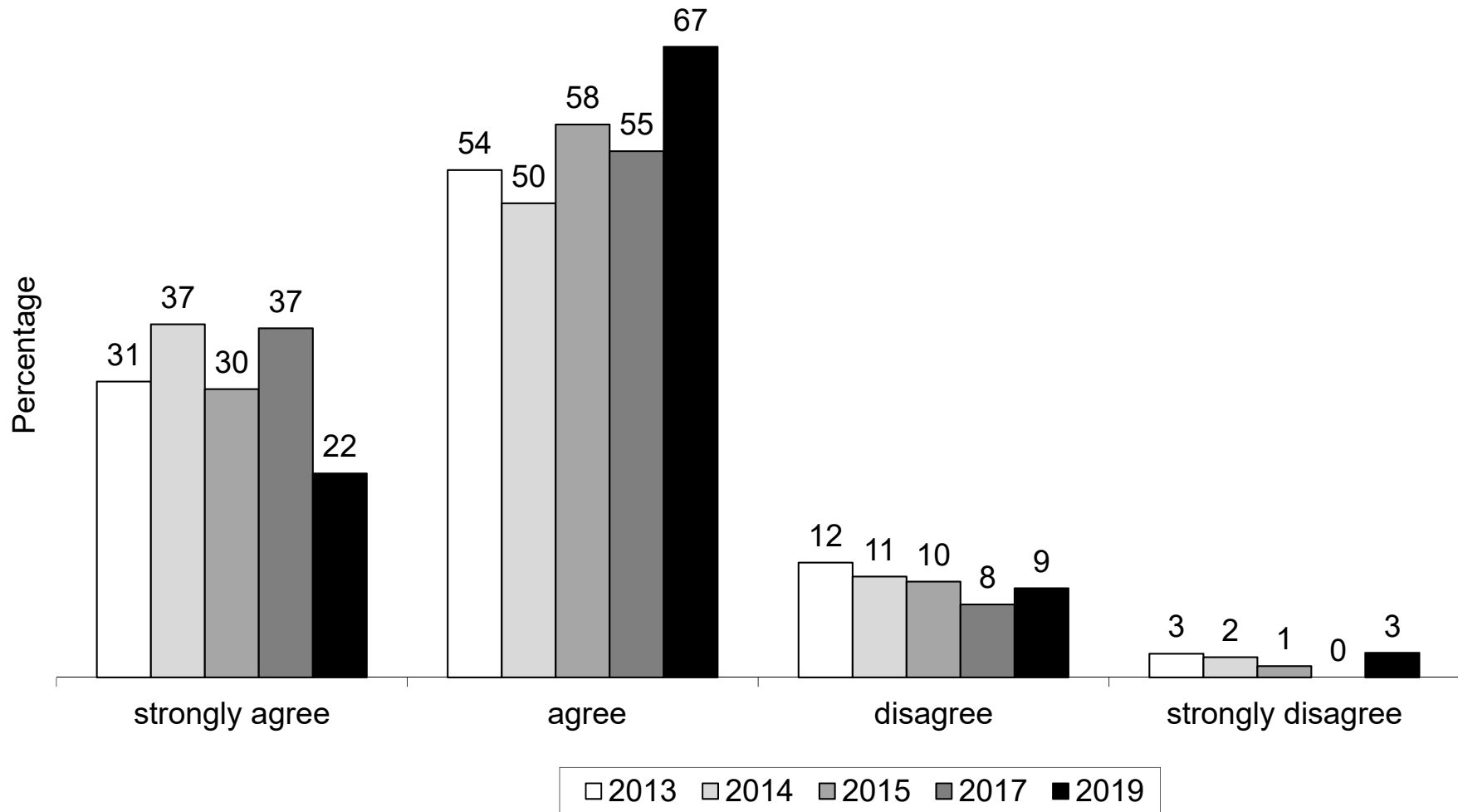
There are people here whom I can count on.



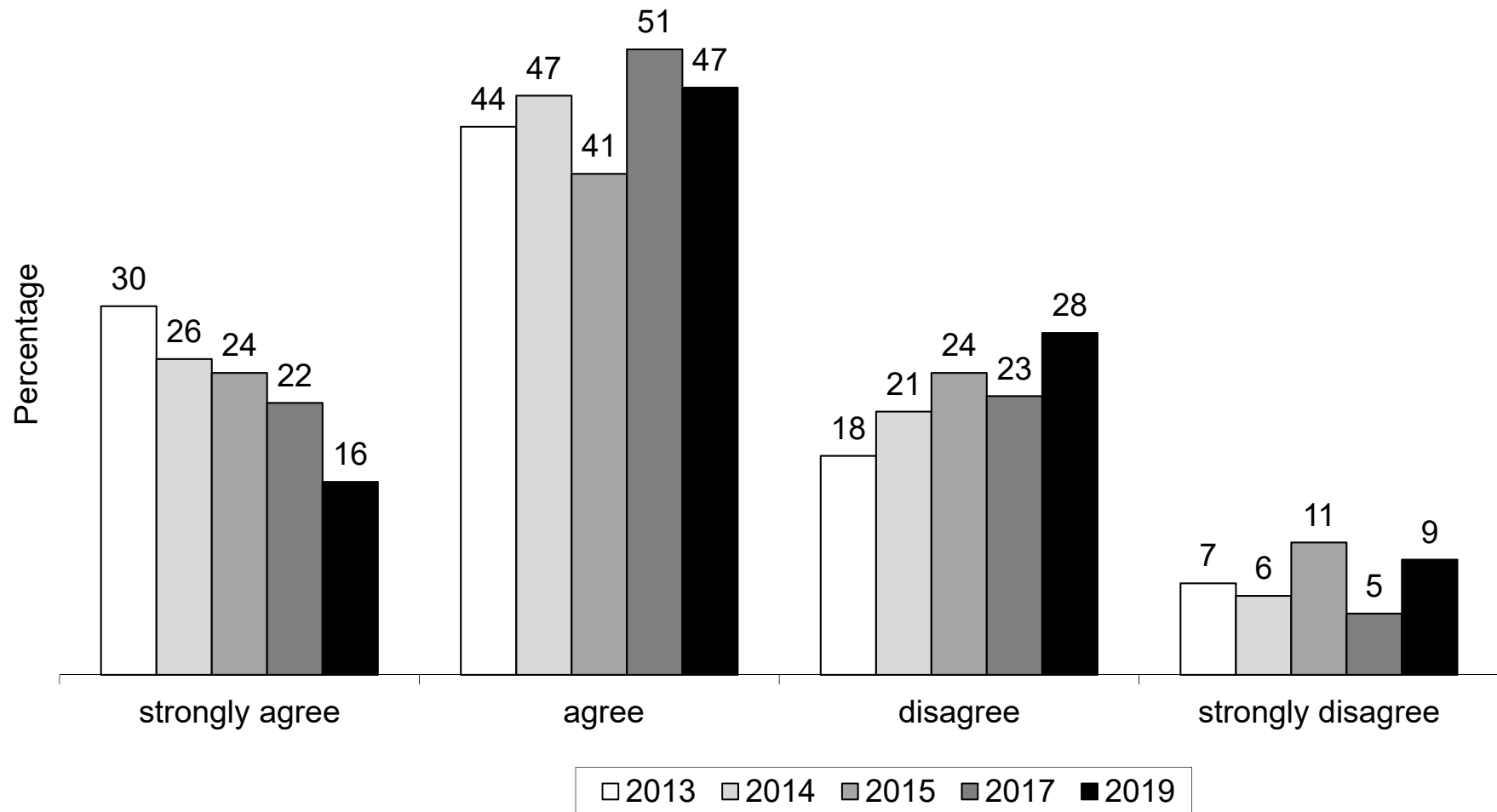
Since being at WFU, I have found topics I am excited or passionate about in my studies.



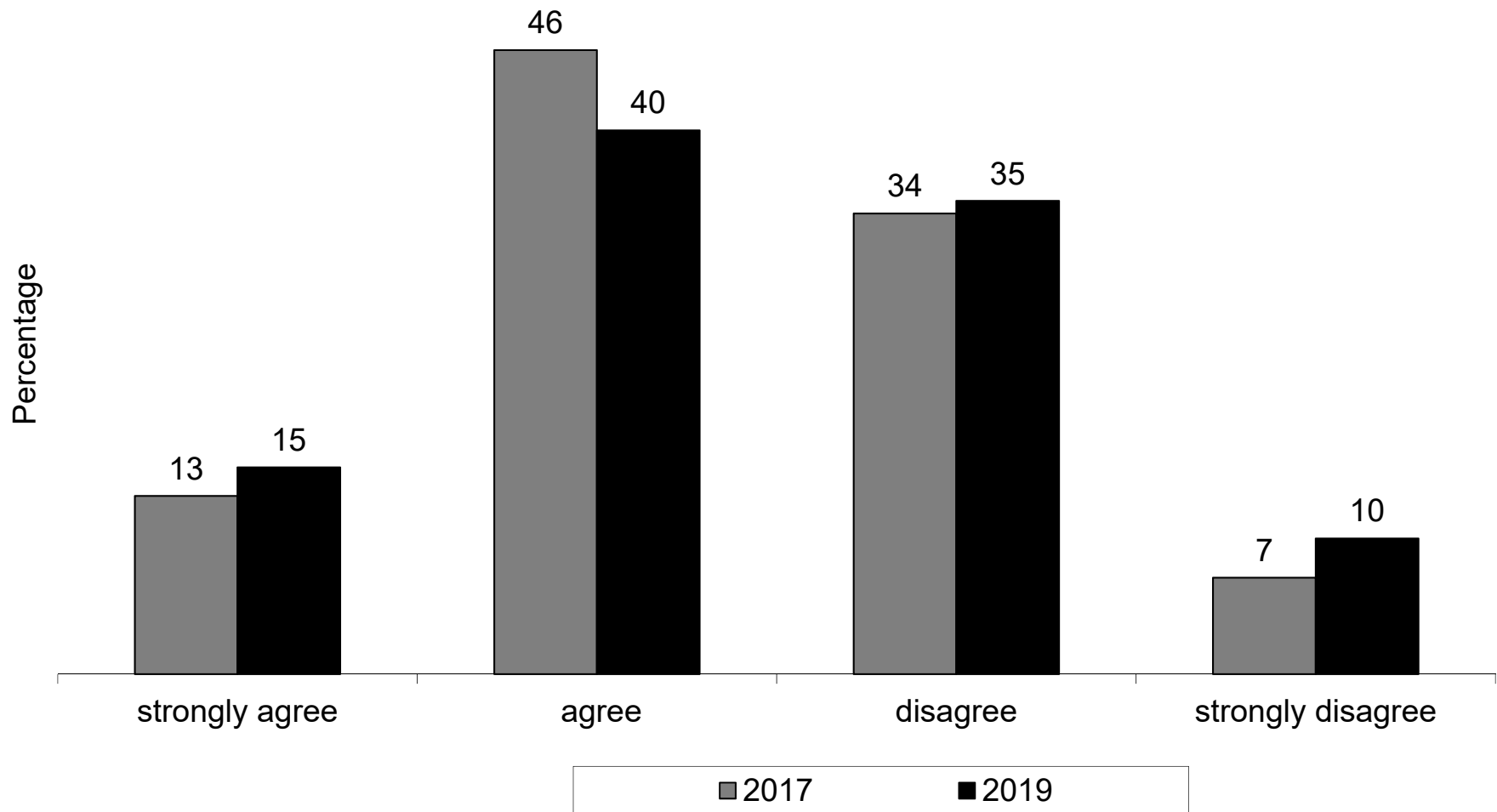
I am satisfied with the quality of my interactions with faculty.



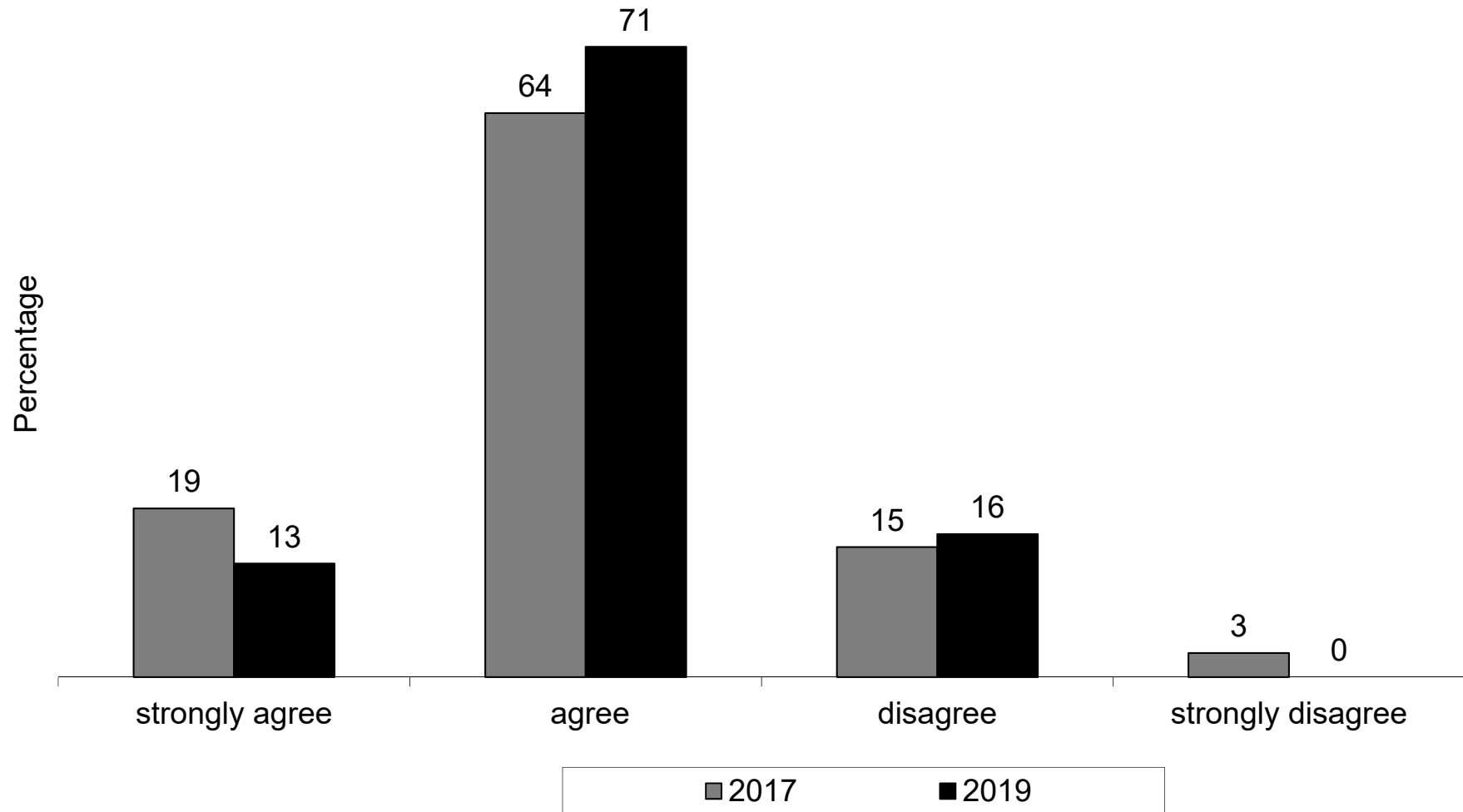
I am satisfied with the social atmosphere at Wake Forest.



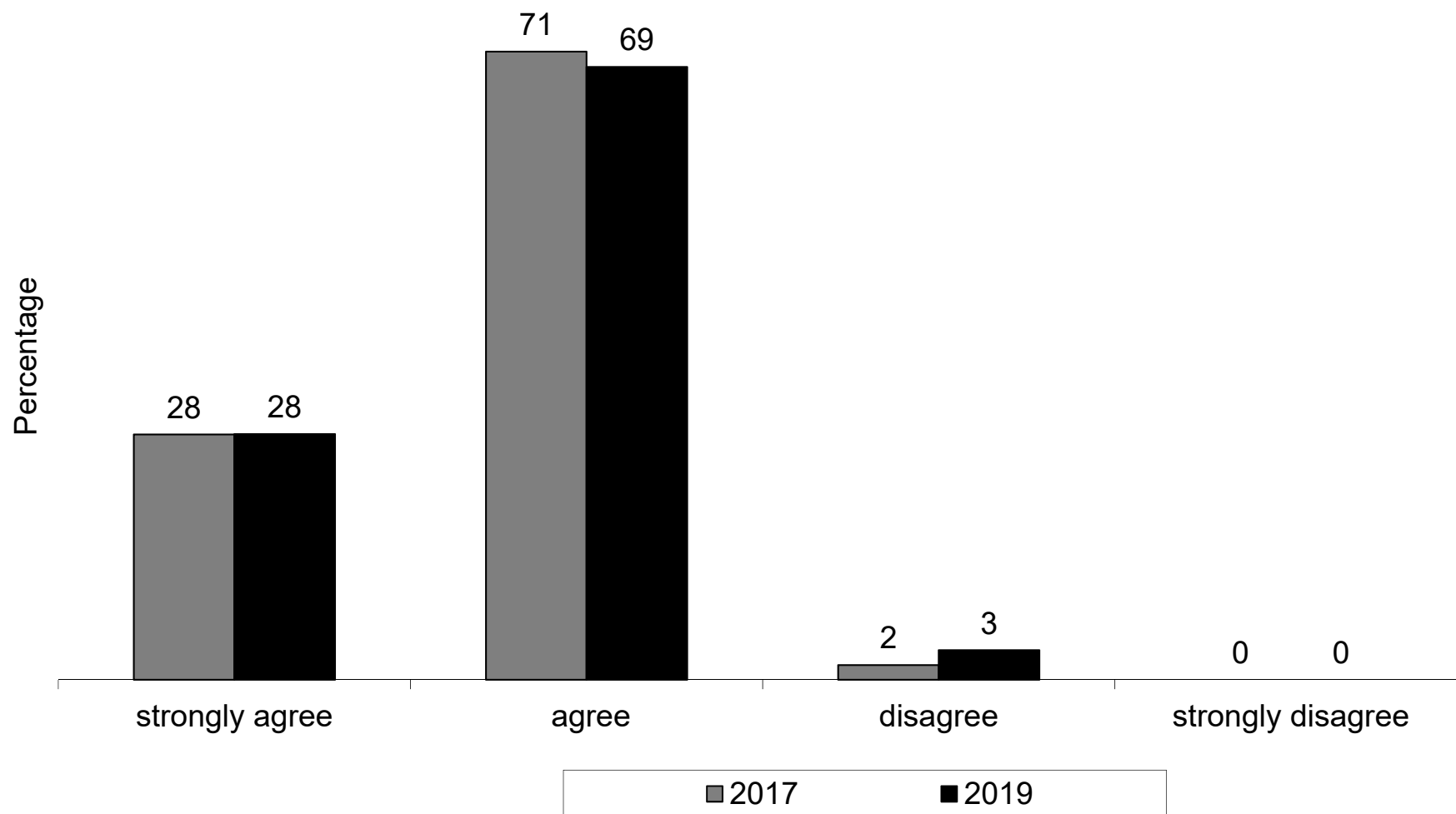
If possible, I avoid courses that have the reputation of being very difficult if possible.



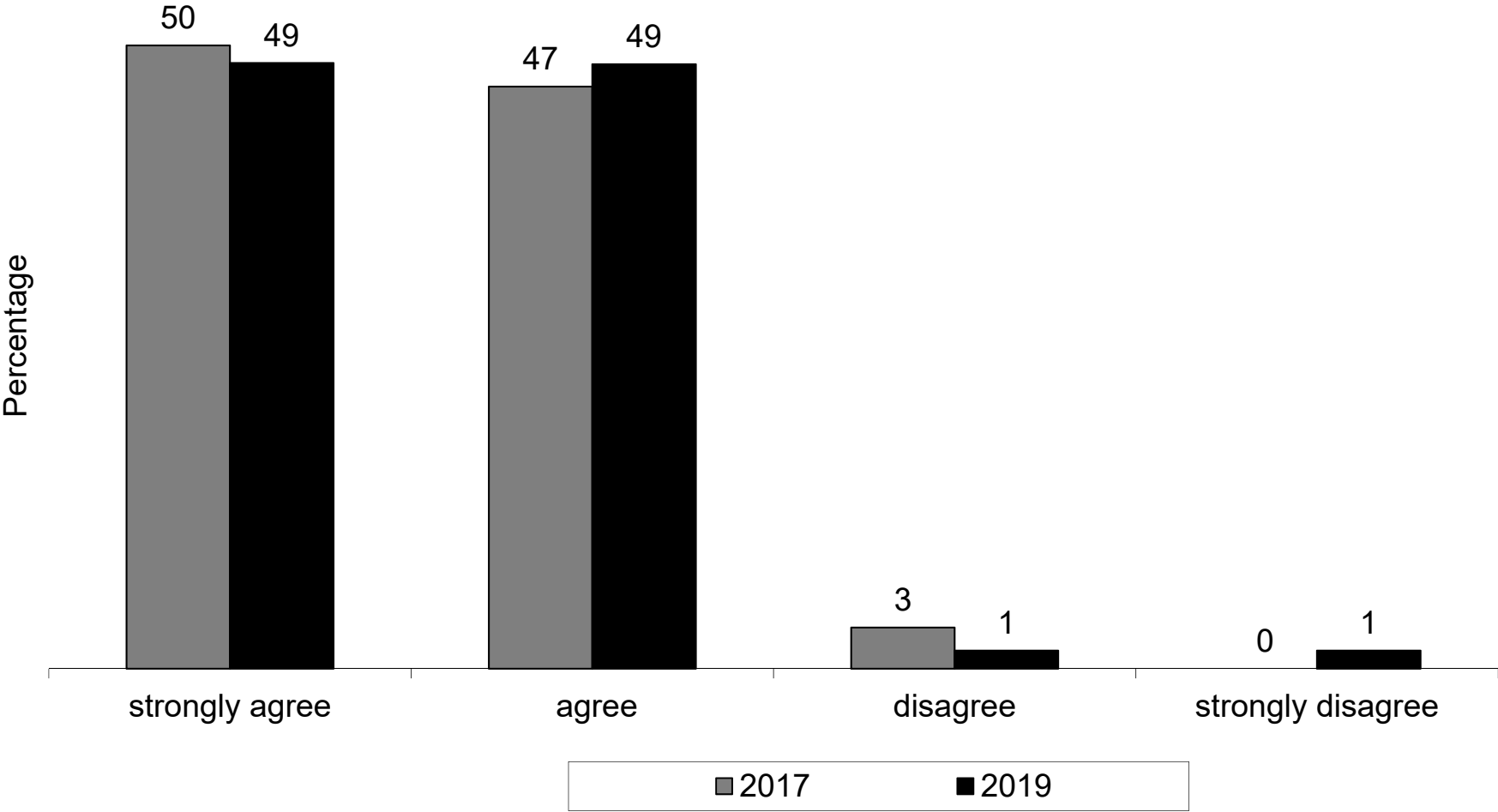
Because disappointments and setbacks are normal, I try not to let them discourage me.



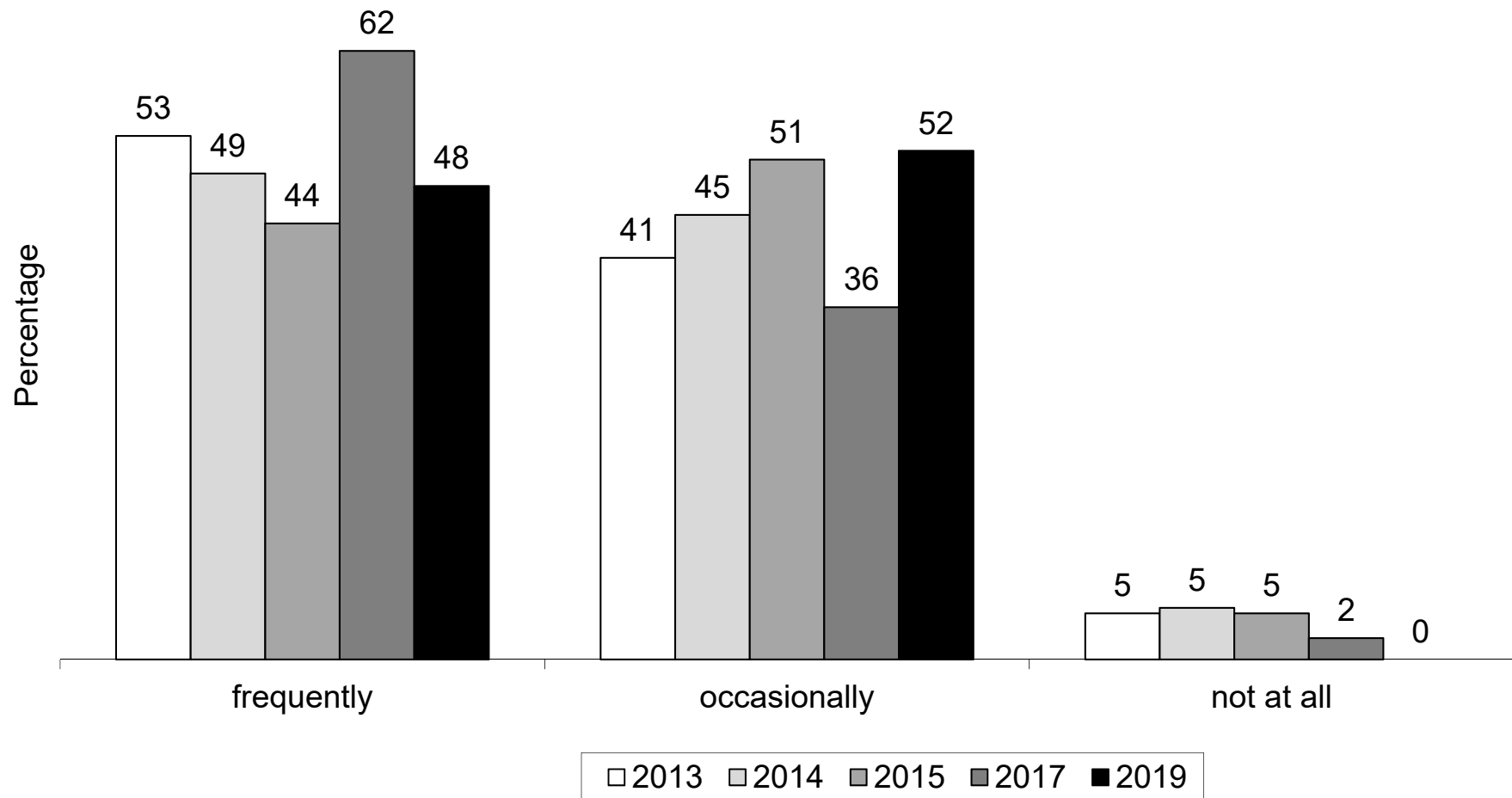
I can best understand someone after I get to know how he/she is both similar and different from me.



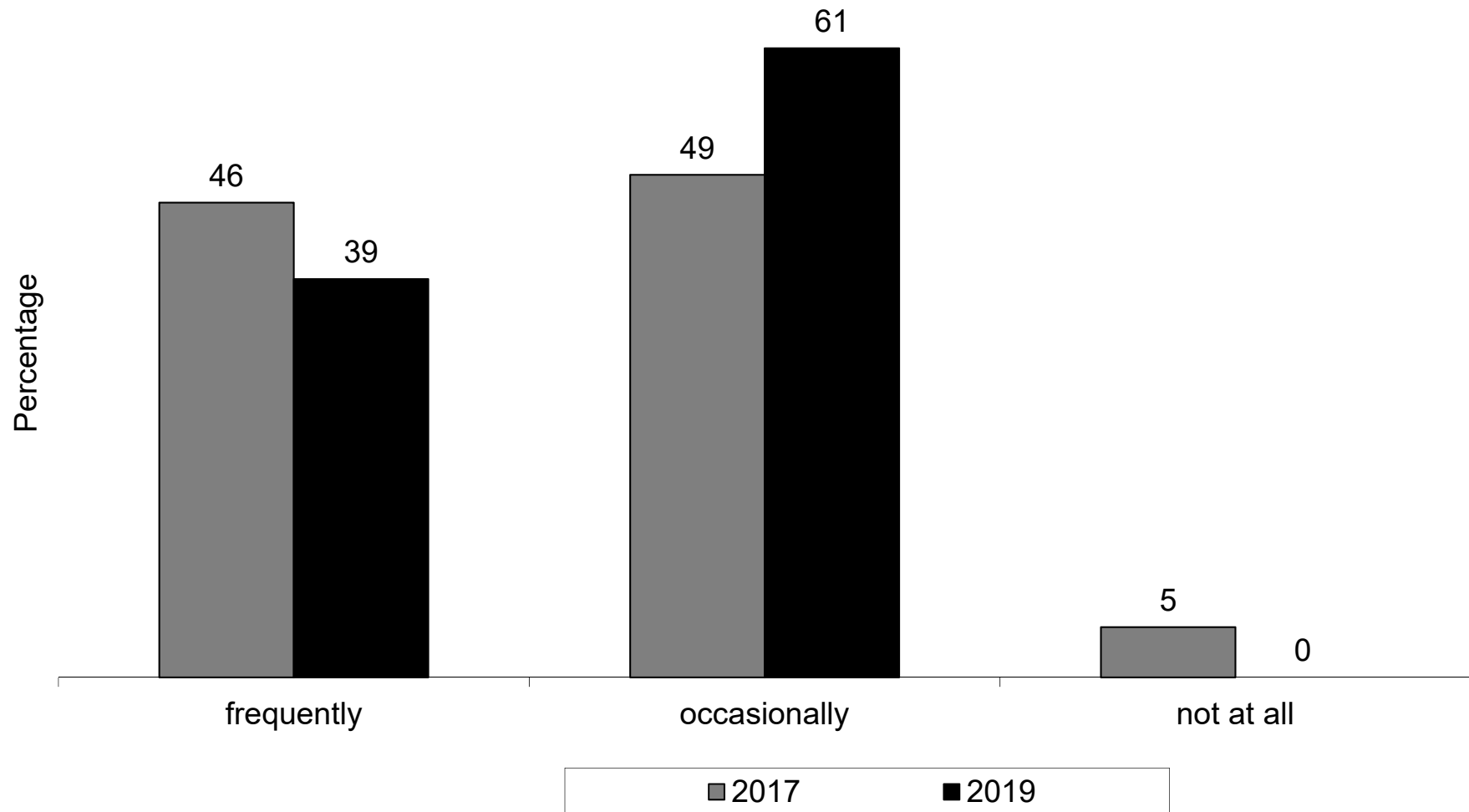
It is important to become aware of the perspectives of individuals from different backgrounds.



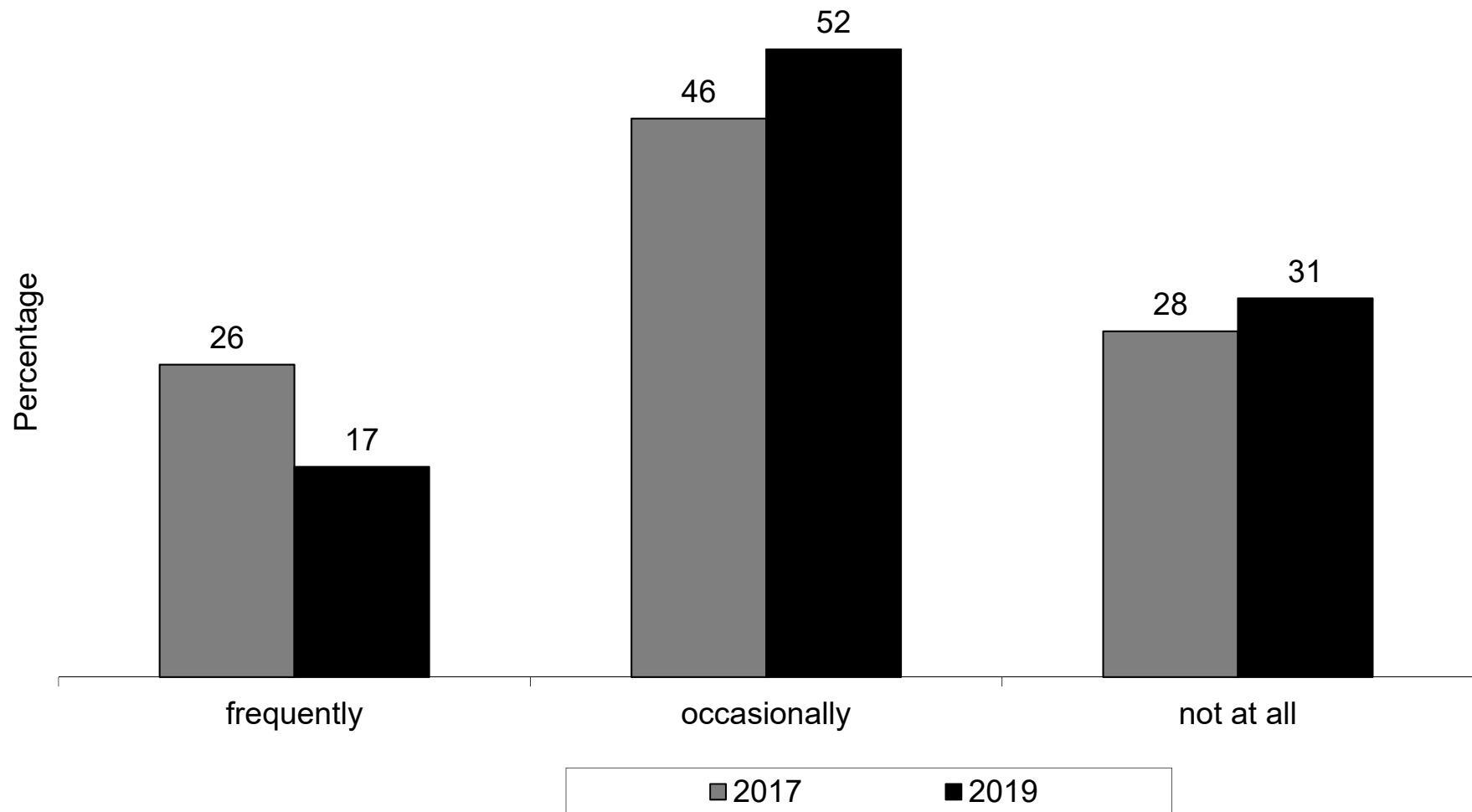
Talked to your peers about intellectual topics outside of class.



Had a conversation with someone whose viewpoints differ from my own
that led to greater understanding.



Consciously practiced mindfulness (e.g., mindful breathing, mindful observation, mindful gratitude).



Administering Institutions 2019

2019 Your First College Year Survey

List of Participating Institutions and their Comparison Group Placement

Number of participating institutions = 23

Private Nonsectarian 4yr Colleges

ACE	Institution	State
246	Scripps College	CA
473	Stetson University	FL
683	Principia College	WA
1141	Babson College	MA
1776	Hamilton College	NY
2237	Bucknell University	PA
2446	Furman University	SC
2844	University of Puget Sound	WA
5152	Columbia College-Chicago	IL

Public Universities & Private Universities

ACE	Institution	State
260	University of California-San Diego	CA
657	Loyola University-Chicago	IL
1354	Saint Mary's University of Minnesota	MN
1858	SUNY College of Environmental Science & Forestry	NY
1987	Wake Forest University	NC
2731	University of Utah	UT

All Public Institutions

ACE	Institution	State
260	University of California-San Diego	CA
341	United States Air Force Academy	CO
1456	University of Central Missouri	MO
1858	SUNY College of Environmental Science & Forestry	NY
1929	University of North Carolina at Asheville	NC
2731	University of Utah	UT

Private 4YR Colleges (Nonsectarian, Catholic, Other Religious)

ACE	Institution	State
246	Scripps College	CA
473	Stetson University	FL
683	Principia College	IL
841	Luther College	IA
1086	Loyola University-Baltimore	MD
1141	Babson College	MA
1776	Hamilton College	NY
2237	Bucknell University	PA
2347	Villanova University	PA
2446	Furman University	SC
2554	Rhodes College	TN
2844	University of Puget Sound	WA
5152	Columbia College-Chicago	IL
7560	Loyola Marymount University	CA

All Public and Private 4 YR Colleges

ACE	Institution	State
246	Scripps College	CA
341	United States Air Force Academy	CO
473	Stetson University	FL
683	Principia College	IL
841	Luther College	IA
1086	Loyola University-Baltimore	MD
1141	Babson College	MA
1456	University of Central Missouri	MO
1776	Hamilton College	NY
1929	University of North Carolina at Asheville	NC
2237	Bucknell University	PA
2347	Villanova University	PA
2446	Furman University	SC
2554	Rhodes College	TN
2844	University of Puget Sound	WA
5152	Columbia College-Chicago	IL
7560	Loyola Marymount University	CA

All Private Institutions

ACE	Institution	State
246	Scripps College	CA
473	Stetson University	FL
657	Loyola University-Chicago	IL
683	Principia College	IL
841	Luther College	IA
1086	Loyola University-Baltimore	MD
1141	Babson College	MA
1354	Saint Mary's University of Minnesota	MN
1776	Hamilton College	NY
1987	Wake Forest University	NC
2237	Bucknell University	PA
2347	Villanova University	PA
2446	Furman University	SC
2554	Rhodes College	TN
2731	University of Utah	UT
2844	University of Puget Sound	WA
5152	Columbia College-Chicago	IL
7560	Loyola Marymount University	CA

All Baccalaureate Institutions

ACE	Institution	State	ACE	Institution	State
246	Scripps College	CA	1987	Wake Forest University	NC
260	University of California-San Diego	CA	2237	Bucknell University	PA
341	United States Air Force Academy	CO	2347	Villanova University	PA
473	Stetson University	FL	2446	Furman University	SC
657	Loyola University-Chicago	IL	2554	Rhodes College	TN
683	Principia College	IL	2731	University of Utah	UT
841	Luther College	IA	2844	University of Puget Sound	WA
1086	Loyola University-Baltimore	MD	5152	Columbia College-Chicago	IL
1141	Babson College	MA	7560	Loyola Marymount University	CA
1354	Saint Mary's University of Minnesota	MN			
1456	University of Central Missouri	MO			
1776	Hamilton College	NY			
1858	SUNY College of Environmental Science & Forestry	NY			
1929	University of North Carolina at Asheville	NC			

2019 Your First College Year Survey

Contact Information

First Name

Middle Initial

Last Name

Email

Student ID number

When were you born?

Month (01-12)

Day (01-31)

Year

Group Code:

A

B

1. Do you identify as transgender?

Yes

No

2. What is your current gender identity?

Man/Trans Man

Woman/Trans Woman

Gender queer/Gender non-conforming

Identity not listed above

3. Are you:

(Mark all that apply)

White/Caucasian

African American/Black

American Indian/Alaska Native

East Asian (e.g., Chinese, Japanese, Korean, Taiwanese)

Filipina/o/x

Southeast Asian (e.g., Cambodian, Vietnamese, Hmong)

South Asian (e.g., Indian, Pakistani, Nepalese, Sri Lankan)

Other Asian

Native Hawaiian/Pacific Islander

Mexican American/Chicana/o/x

Puerto Rican

South American

Other Hispanic or Latina/o/x

Other

4. What is your sexual orientation?

(Mark one response only)

Heterosexual/Straight

Gay

Lesbian

Bisexual

Queer

Pansexual

Asexual

Not listed above

5. Are you currently a full-time or part-time student?

(Mark one response only)

Full-time undergraduate

Part-time undergraduate

Not enrolled

6. What year did you first enter:

(Mark one in each column)

[Response Choices: Your 1st College, This College]

2018 or 2019

2017

2016

2015

2014 or earlier

7. How often in the past year did you:

(Mark one in each row)

[Response Choices: Frequently, Occasionally, Not at all]

Ask questions in class

Support your opinions with a logical argument

Seek solutions to problems and explain them to others

Revise your papers to improve your writing

Take a risk because you felt you had more to gain

Seek alternative solutions to a problem

Look up scientific research articles and resources

Explore topics on your own, even though it was not required for a class

Accept mistakes as part of the learning process

Analyze multiple sources of information before coming to a conclusion
Take on a challenge that scares you

8. Since entering this college, how often have you interacted with the following people (e.g., by phone, e-mail, text, or in person):

(Mark one in each row)

[Response Choices: Daily, 2 or 3 times per week, Once a week, 1 or 2 times per month, 1 or 2 times per term, Never]

Faculty during office hours

Faculty outside of class or office hours

Academic advisors/counselors

Graduate students/teaching assistants

Close friends at this institution

Close friends not at this institution

Your parents/guardians

Your siblings or extended family

9. Do you have any concern about your ability to finance your college education?

(Mark one response only)

None (I am confident that I will have sufficient funds)

Some (but I probably will have enough funds)

Major (not sure I will have enough funds to complete college)

10. How much of the past year's educational expenses (room, board, tuition, and fees) were covered from each of the following sources?

(Mark one answer for each possible source)

[Response categories: None, \$1 to \$2,999, \$3,000 to \$5,999, \$6,000 to \$9,999, \$10,000 to \$14,999, \$15,000 or more]

Family resources (parents, relatives, spouse, etc.)

My own resources (income from work, work-study, etc.)

Aid which need not be repaid (grants, scholarships, military, etc.)

Aid which must be repaid (loans)

11. Since entering this college, how often have you felt:

(Mark one in each row)

[Response Choices: Frequently, Occasionally, Not at all]

Lonely or homesick

Isolated from campus life

Unsafe on this campus

Worried about your health

That your courses inspired you to think in new ways

That your job responsibilities interfered with your schoolwork

That your family responsibilities interfered with your schoolwork

Family support to succeed

That faculty provided me with feedback that helped me assess my progress in class

That my contributions were valued in class

That faculty encouraged me to ask questions and participate in discussions

12. Please rate your satisfaction with your college in each area:

(Mark one in each row)

[Response Choices: Very Satisfied, Satisfied, Neutral, Dissatisfied, Very Dissatisfied, Can't Rate/No Experience]

General education and core curriculum courses

Your overall academic experience

Career services

Classroom facilities

Computer facilities/labs

Library resources

Laboratory facilities and equipment

Technology resources

Academic advising

Student housing (e.g., res. halls)

Financial aid office

Financial aid package

Student health services

Student psychological services

Orientation for new students

Opportunities for community service

First-year programs (e.g., first-year seminar, learning community, linked courses, common book)

Mentoring received from faculty/staff

13. Rate yourself on each of the following traits as compared with the average person your age. We want the most accurate estimate of how you see yourself.

(Mark one in each row)

[Response Choices: Highest 10%, Above Average, Average, Below Average, Lowest 10%]

Academic ability
Artistic ability
Compassion
Computer programming skills
Creativity
Drive to achieve
Emotional health
Leadership ability
Mathematical ability
Physical health
Public speaking ability
Risk-taking
Self-confidence (intellectual)
Self-confidence (social)
Spirituality
Understanding of others
Writing ability

14. Since entering this college, how has it been to:

(Mark one in each row)

[Response Choices: Very Easy, Somewhat Easy, Somewhat Difficult, Very Difficult]

Understand what your professors expect of you academically
Develop effective study skills
Adjust to the academic demands of college
Manage your time effectively
Develop close friendships with other students

15. How would you rate yourself in the following areas:

(Mark one in each row)

[Response Choices: A Major Strength, Somewhat Strong, Average, Somewhat Weak, A Major Weakness]

Ability to see the world from someone else's perspective

Tolerance of others with different beliefs

Openness to having my own views challenged

Ability to discuss and negotiate controversial issues

Ability to work cooperatively with diverse people

Critical thinking skills

Ability to manage your time effectively

16. Since entering this college, how often have you:

(Mark one in each row)

[Response Choices: Frequently, Occasionally, Not at all]

Attended a religious service

Been bored in class

Demonstrated for a cause (e.g., boycott, rally, protest)

Studied with other students

Consumed beer

Consumed wine or liquor

Felt overwhelmed by all you had to do

Felt depressed

Performed volunteer work

Contributed money to help support my family

Asked a professor for advice after class

Worked on a local, state, or national political campaign

Socialized with someone of another sexual orientation

Been late to class

Posted on a course-related online discussion board

Performed community service as part of a class

Discussed religion

Discussed politics

Maintained a healthy diet

Had adequate sleep

Helped raise money for a cause or campaign

Publicly communicated your opinion about a cause (e.g., blog, email, petition)

Felt anxious

Written computer code

17. Please indicate the extent to which you agree or disagree with the following statements:
(Mark one in each row)

[Response Choices: Strongly Agree, Agree, Disagree, Strongly Disagree]

I have felt discriminated against at this institution because of my race/ethnicity, gender/gender identity, sexual orientation, religion, or disability status

I see myself as part of the campus community

There is a lot of racial tension on this campus

There is little that a person can do to be better at math - you are either "good" or "bad" at math

Sexual violence is prevalent on this campus

I have been able to find a balance between academics and extracurricular activities

Faculty empower me to learn here

If asked, I would recommend this college to others

At least one staff member has taken an interest in my development

I feel valued at this institution

In class, I have heard faculty express stereotypes based on race/ethnicity, gender, sexual orientation, religion, or disability status

I feel a sense of belonging to this campus

At least one faculty member has taken an interest in my development

I feel I am a member of this college

I have effectively led a group to a common purpose

It's important for me to be thinking about my career path after college

I have a clear idea of how to achieve my career goals

My political views closely resemble those of my parents/guardians

18. What is your overall grade average (as of your most recently completed academic term)?

(Mark one response only)

A or A+

A-

B+

B

B-

C+

C

D

I did not receive grades in my courses

19. Please rate your satisfaction with your college in each area:

(Mark one in each row)

[Response Choices: Very Satisfied, Satisfied, Neutral, Dissatisfied, Very Dissatisfied]

Amount of contact with faculty
Ability to find a faculty or staff mentor
Racial/ethnic diversity of faculty
Racial/ethnic diversity of student body
Gender diversity of faculty
Class size
Relevance of coursework to everyday life
Relevance of coursework to future career plans
Overall quality of instruction
Respect for the expression of diverse beliefs
Availability of campus social activities
Overall sense of community among students
Overall college experience
Administrative response to incidents of:
(Select one in each row)
 Campus emergencies
 Discrimination
 Sexual assaults

20. Please rate your agreement with the following statements: This institution has contributed to my:

(Mark one in each row)

[Response Choices: Strongly Agree, Agree, Disagree, Strongly Disagree]

Knowledge of a particular field or discipline
Knowledge of people from different races/cultures
Understanding the problems facing my community
Understanding of national issues
Understanding of global issues
Ability to conduct research
Ability to work as part of a team
Problem-solving skills
Foreign language ability

21. To what extent have you experienced the following with students from a racial/ethnic group other than your own?

(Mark one in each row)

[Response Choices: Very Often, Often, Sometimes, Seldom, Never]

Dined or shared a meal

Had meaningful and honest discussions about race/ethnic relations outside of class

Pursued (by), dated, or otherwise intimately involved

Had guarded, cautious interactions

Shared personal feelings and problems

Had tense, somewhat hostile interactions

Had intellectual discussions outside of class

Felt insulted or threatened because of your race/ethnicity

Felt ignored or invisible because your race/ethnicity

Studied or prepared for class

Socialized or partied

22. Where did you primarily live while attending college this past year?

(Mark one response only)

On Campus

Special interest housing

First-year student housing

Cultural or minority student housing

Single-sex housing

Special academic program housing

Other special interest housing

Regular college housing

Residence hall

Apartment

Fraternity or sorority housing

Other residential housing

Off Campus

At home with family

Fraternity or sorority house

Rented apartment or house

Other

23. Indicate the importance to you personally of each of the following:

(Mark one in each row)

[Response Choices: Essential, Very Important, Somewhat Important, Not Important]

Becoming accomplished in one of the performing arts (acting, dancing, etc.)

Becoming an authority in my field

Integrating spirituality into my life

Becoming successful in a business of my own

Obtaining recognition from my colleagues for contributions to my special field

Influencing the political structure

Influencing social values

Raising a family

Being very well off financially

Helping others who are in difficulty

Making a theoretical contribution to science

Writing original works (poems, novels, etc.)

Creating artistic works (painting, sculpture, etc.)

Developing a meaningful philosophy of life

Participating in a community action program

Helping to promote racial understanding

Keeping up to date with political affairs

Becoming a community leader

Improving my understanding of other countries and cultures

Becoming involved in programs to clean up the environment

24. Since entering college have you:

(Mark Yes or No for each item)

Decided to pursue a different major

Remained undecided about a major

Failed one or more courses

Taken an honors course

Taken a remedial or developmental course

Enrolled in a formal program where a group of students takes two or more courses together (e.g., FIG, learning community, linked courses)

Participated in an academic support program

Participated in a common book or summer reading program in which all students read and discuss the material

Taken a course or first-year seminar designed to help first-year students adjust to college

Taken courses from more than one institution simultaneously

Taken a course exclusively online

25. Since entering this college have you:

(Mark Yes or No for each item)

Changed your career choice
Held a full-time job (approx. 40 hours) while taking classes
Felt hungry but didn't eat because I didn't have enough money for food
Joined a fraternity or sorority
Joined a pre-professional or departmental club
Participated in an undergraduate research program
Played club, intramural, or recreational sports
Played intercollegiate athletics (e.g., NCAA or NAIA)
Sought personal counseling
Strengthened your religious or spiritual beliefs/convictions
Had a roommate of a different race/ethnicity
Accumulated excessive credit card debt
Been a leader in an organization
Voted in a national, state, or local election
Been made aware of your college's sexual harassment/assault reporting policy
Participated in:
 Student government
 Leadership training
 An ethnic/racial student organization
 An LGBTQ student organization
 A women's advocacy group

26. Since entering this college, how much time have you spent during a typical week doing the following activities?

(Mark one in each row)

[Response Choices: Hours per week: None, < 1 hr/wk, 1-2 hrs/wk, 3-5 hrs/wk, 6-10 hrs/wk, 11-15 hrs/wk, 16-20 hrs/wk, Over 20 hrs/wk]

Attending classes/labs
Studying/homework
Socializing with friends in person
Using social media
Partying
Participating in student clubs/groups
Watching TV/online video content (e.g., Amazon, Hulu, Netflix, YouTube)
Exercising/sports
Working (for pay) on campus
Working (for pay) off campus
Performing household/childcare duties
Commuting
Praying/meditating

27. Since entering this college, indicate how often you:
(Mark one in each row)

[Response Choices: Frequently, Occasionally, Not at all]

Turned in course assignment(s) late
Tutored another student
Contributed to class discussions
Discussed course content with students outside of class
Skipped class
Received tutoring
Communicated regularly with your professors
Worked on a professor's research project
Turned in course assignments that did not reflect your best work
Had difficulty getting along with your roommate(s)/housemate(s)
Witnessed academic dishonesty/cheating
Went home for the weekend
Received advice/counseling from another student
Fell asleep in class
Had difficulty getting the courses you need
Texted or used social media during class
Worked with classmates on group projects
Accessed your campus' library resources electronically
Made a presentation in class
Used the institution's course catalog (paper or online)

28. How would you characterize your political views?
(Mark one response only)

Far left
Liberal
Middle-of-the-road
Conservative
Far right

29. Are you currently registered to vote?
(Mark one response only)

Ineligible
Yes
No

30. If given the choice, would you still choose to enroll at your current (or most) recent college? (Mark one response only)

- Definitely yes
- Probably yes
- Probably no
- Definitely no
- Not sure yet

31. Since entering this college, how often have you utilized the following services:
(Mark one in each row)

[Response Choices: Frequently, Occasionally, Not at all]

- Study skills advising
- Financial aid advising
- Student health services
- Student psychological services
- Writing center
- Disability resource center
- Career services
- Academic advising
- Campus safety services (Safe Walk, Public Safety/Police Dept., etc.)

32. What do you think you will be doing in fall 2019?
(Mark one response only)

- Attending your current (or most recent) institution
- Attending another institution
- Don't know/have not decided yet
- Not attending any institution

33. Military Status:
(Mark one response only)

- None
- ROTC, cadet, or midshipman at a service academy
- In Reserves or National Guard
- On Active Duty
- A discharged veteran NOT serving on Active Duty, in the Reserves, or in the National Guard

34. Please indicate your current major using the codes provided on the attached fold out.

ARTS AND HUMANITIES

A1 Art, fine and applied
A2 Classical and Modern Languages and Literature
A3 English (language and literature)
A4 History

A5 Journalism/Communication
A6 Media/Film Studios
A7 Music
A8 Philosophy
A9 Theater/Drama
B1 Theology/Religion
B2 Other Arts and Humanities

BIOLOGICAL & LIFE SCIENCES

B3 Agriculture/Natural Resources
B4 Animal Biology (zoology)
B5 Biochemistry/Biophysics
B6 Biology (general)
B7 Ecology & Evolutionary Biology
B8 Environmental Science
B9 Marine Biology
C1 Microbiology
C2 Molecular, Cellular, & Developmental Biology
C3 Neurobiology/Neuroscience
C4 Plant Biology (botany)
C5 Other Biological Science

BUSINESS

C6 Accounting
C7 Business Admin. (general)
C8 Computer/Management Information Systems
C9 Entrepreneurship
D1 Finance
D2 Hospitality/Tourism
D3 Human Resource Marketing
D4 International Business
D5 Management
D6 Marketing
D7 Secretarial Studies
D8 Other Business

EDUCATION

D9 Elementary Education
E1 Music or Art Education
E2 Physical Education or Recreation
E3 Secondary Education
E4 Special Education

E5 Other Education

ENGINEERING

E6 Aerospace/Aeronautical/Astronautical Engineering

E7 Biological/Agricultural Engineering
E8 Biomedical Engineering
E9 Chemical Engineering
F1 Civil Engineering
F2 Computer Engineering
F3 Electrical/Electronic Communications Engineering

F4 Engineering Science/Engineering Physics
F5 Environmental/Environmental Health Engineering

F6 Industrial/Manufacturing Engineering
F7 Materials Engineering
F8 Mechanical Engineering
F9 Other Engineering

HEALTH PROFESSIONS

G1 Clinical Laboratory Science

G2 Health Care Administration/Studies
G3 Health Technology
G4 Kinesiology
G5 Nursing
G6 Pharmacy

G7 Therapy (occupational, physical, speech)
G8 Other Health Profession

MATH AND COMPUTER SCIENCE

G9 Computer Science
H1 Mathematics/Statisticians

H2 Other Math and Computer Science

PHYSICAL SCIENCE

H3 Astronomy & Astrophysics
H4 Atmospheric Sciences
H5 Chemistry
H6 Earth & Planetary Sciences
H7 Marine Science
H8 Physics
H9 Other Physical Science

SOCIAL SCIENCE

I1 Anthropology
I2 Economics

I3 Ethnic/Cultural Studies
I4 Geography
I5 Political Science (gov't., international relations)
I6 Psychology
I7 Public Policy
I8 Social Work
I9 Sociology
J1 Women's/Gender Studies
J2 Other Social Science

OTHER MAJORS

J3 Architecture/Urban Planning
J4 Criminal Justice
J5 Library Science
J6 Military Sciences/Technology/Operations
J7 Security & Protective Services

J8 OTHER

J9 UNDECIDED

35. To what extent are the following statements true of you: (Mark one in each row)

[Response categories: Agree Strongly, Agree Somewhat, Neutral, Disagree Somewhat, Disagree Strongly]

I have a strong sense of belonging to a community of scientists

I derive great personal satisfaction from working on a team that is doing important research

I think of myself as a scientist

I feel like I belong in the field of science

36. How confident are you that you can: (Mark one in each row)

[Response categories: Absolutely, Very, Moderately, Somewhat, Not at all]

Use technical science skills (use of tools, instruments, and/or techniques)

Generate an answerable research question

Determine how to collect appropriate data

Explain the results of a study

Use scientific literature to guide research

Integrate results from multiple studies

Ask relevant questions

Identify what is known and not known about a problem

Understand scientific concepts

See connections between different areas of science and mathematics

37. Will you pursue a science-related research career?

Definitely yes

Probably yes

Uncertain

Probably no

Definitely no

38. Did you transfer to this institution from another college/university?

Yes

No

39. Is English your primary language?

Yes

No

40. Do you plan to do any of the following this summer?

(Mark Yes or No for each item)

Take courses at this institution

Take courses at another institution

Work for pay

Perform volunteer work

Participate in an internship

Travel

The remaining ovals are provided for additional questions that may be supplied by your institution.

41
42
43
44
45
46
47
48
49
50
51
52
53
54
55
56
57
58
59
60

Thank You!

PROPERTY OF THE HIGHER
EDUCATION RESEARCH INSTITUTE

Supplemental Questions for Your First College Year Survey

Please indicate the extent to which you agree or disagree with the following statements (strongly agree, agree, disagree, strongly disagree):

1. Since entering WFU, I have received advice or guidance from a faculty member about something other than course material.
2. There are at least a few professors at WFU with whom I can have a conversation outside of class about something other than course material.
3. I believe that faculty at WFU are concerned about my personal development.
4. It is hard for me to fit in here.
5. I really identify with the values of this university.
6. I feel a sense of connection to my first year class.
7. I feel a sense of connection to my residence hall.
8. My residence hall is a lonely place for me.
9. I feel sad and alone at social events or in groups.
10. There are people here whom I can count on.
11. Since being at WFU, I have found topics I am excited or passionate about in my studies.
12. I am satisfied with the quality of my interactions with faculty.
13. I am satisfied with the social atmosphere at Wake Forest.
14. If possible, I avoid courses that have the reputation of being very difficult if possible.
15. Because disappointments and setbacks are normal, I try not to let them discourage me.
16. I can best understand someone after I get to know how he/she is both similar and different from me.
17. It is important to become aware of the perspectives of individuals from different backgrounds.

Since entering this college, how often have you: (frequently, occasionally, not at all)

1. Talked to your peers about intellectual topics outside of class.
2. Had a conversation with someone whose viewpoints differ from my own that led to greater understanding.
3. Consciously practiced mindfulness (e.g., mindful breathing, mindful observation, mindful gratitude).