

Wake Forest University
CIRP Freshman Survey Results
2018

Table of Contents

Construct Comparison

Description & Survey Items4

Comparison Charts

WFU '18 vs Peer Private Universities '187

WFU '18 Men vs Women8

WFU '18 White vs URM9

WFU '18 By Financial Concern10

Significant Differences Across Specific Responses

WFU '18 vs WFU '1611

WFU '18 vs Peer Private Universities '1820

WFU '18 Men vs Women29

WFU '18 White vs URM36

WFU '18 By Financial Concern44

Longitudinal Graphs of WFU Questions52

Administering Institutions71

Construct Comparison

WFU '18 vs Peer Private Universities '18

By Gender

By Race

By Financial Concern

Construct Descriptions & Survey Items

Academic Self-Concept is a unified measure of students' beliefs about their abilities and confidence in academic environments.

Survey items (4) and estimation "weights": *Rate yourself on each of the following traits as compared with the average person your age:*

- * *Self-confidence - intellectual (3.65)*
- * *Academic ability (2.23)*
- * *Drive to achieve (1.95)*
- * *Mathematical ability (1.32)*

Civic Engagement measures the extent to which students are motivated and involved in civic, electoral, and political activities.

Survey items (6) and estimation "weights": *Indicate activities you did in the past year:*

- * *Publicly communicated my opinion about a cause (e.g., blog, email, petition) (4.11)*
- * *Demonstrated for a cause (e.g., boycott, rally, protest) (3.79)*
- * *Helped raise money for a cause or campaign (2.91)*
- * *Performed volunteer work (2.26)*

Indicate the importance to you personally of each of the following:

- * *Keeping up to date with political affairs (3.65)*
- * *Influencing social values (3.54)*

College Reputation Orientation measures the degree to which students value academic reputation and future career potential as a reason for choosing this college.

Survey items (3) and estimation "weights": *How important was each reason in your decision to come here?*

- * *This college's graduates get good jobs (7.64)*
- * *This college's graduates gain admission to top graduate/professional schools (5.92)*
- * *This college has a very good academic reputation (4.89)*

Habits of Mind is a unified measure of the behaviors and traits associated with academic success. These learning behaviors are seen as the foundation for lifelong learning.

Survey items (11) and estimation "weights": *How often in the past year did you:*

- * *Seek solutions to problems and explain them to others (3.07)*
- * *Evaluate the quality or reliability of information you received (2.98)*
- * *Support your opinions with a logical argument (2.86)*
- * *Seek alternative solutions to a problem (2.84)*

- * *Analyze multiple sources of information before coming to a conclusion (2.81)*
- * *Explore topics on your own, even though it was not required for a class (2.57)*
- * *Take a risk because you feel you have more to gain (2.41)*
- * *Take on a challenge that scares you (2.39)*
- * *Look up scientific research articles and resources (2.29)*
- * *Ask questions in class (2.09)*
- * *Accept mistakes as part of the learning process (1.97)*

Likelihood of College Involvement is a unified measure of students' expectations about their involvement in college life generally.

Survey items (4) and estimation "weights": *What is your best guess as to the chances that you will:*

- * *Participate in student clubs/groups (4.97)*
- * *Participate in volunteer or community service work (4.25)*
- * *Participate in a study abroad program (3.74)*
- * *Participate in student government (2.78)*

Pluralistic Orientation measures skills and dispositions appropriate for living and working in a diverse society.

Survey items (7) and estimation "weights": *Rate yourself on each of the following traits as compared with the average person your age:*

- * *Ability to discuss and negotiate controversial issues (2.99)*
- * *Ability to work cooperatively with diverse people (2.94)*
- * *Openness to having my own views challenged (2.86)*
- * *Tolerance of others with different beliefs (2.74)*
- * *Ability to see the world from someone else's perspective (2.69)*
- * *Critical thinking skills (2.44)*
- * *Ability to manage your time effectively (1.16)*

Science identity the extent to which students conceive of themselves as scientists

Survey items (4) and estimation "weights": *To what extent are the following statements true of you:*

- * *I think of myself as a scientist (2.45)*
- * *I feel like I belong in the field of science (2.36)*
- * *I have a strong sense of belonging to the community of scientists (2.34)*
- * *I derive great personal satisfaction from working on a team that is doing important research (1.68)*

Science Self-Efficacy is a measure of students' confidence in their ability to conduct scientific research

Survey items (10) and estimation "weights": *How confident are you that you can:*

- * *Determine how to collect appropriate data (1.45)*
- * *Explain the results of a study (1.45)*
- * *Integrate results from multiple studies (1.44)*
- * *Use scientific literature to guide research (1.43)*
- * *Understand scientific concepts (1.39)*
- * *Generate an answerable research question (1.36)*
- * *Identify what is known and not known about a problem (1.27)*
- * *See connections between different areas of science and mathematics (1.26)*
- * *Ask relevant questions (1.17)*
- * *Use technical science skills (use of tools, instruments, and/or techniques) (1.09)*

Social Agency measures the extent to which students value political and social involvement as a personal goal.




Survey items (6) and estimation "weights": *Indicate the importance to you personally of each of the following:*

- * *Helping to promote racial understanding (2.64)*
- * *Participating in a community action program (2.62)*
- * *Becoming a community leader (2.57)*
- * *Influencing social values (2.41)*
- * *Keeping up to date with political affairs (2.22)*
- * *Helping others who are in difficulty (1.86)*

Social Self-Concept is a unified measure of students' beliefs about their abilities and confidence in social situations.

Survey items (3) and estimation "weights": *Rate yourself on each of the following traits as compared with the average person your age:*


- * *Self-confidence - social (4.65)*
- * *Leadership ability (2.06)*
- * *Public speaking ability (0.32)*

		WFU '18	Priv.U* '18	WFU '18 vs Priv.U* '18
Likelihood of College Involvement	Total (n)	257	4145	Small effect (greater) 
	Mean	55.6	55.3	
	Std Dev	7.7	7.5	
Habits of Mind	Total (n)	282	4228	Medium effect (greater) 
	Mean	54.0	53.7	
	Std Dev	9.9	9.0	
College Reputation Orientation	Total (n)	261	4204	Large effect (greater) 
	Mean	53.8	52.3	
	Std Dev	8.5	8.6	
Science Self-Efficacy	Total (n)	274	4222	
	Mean	53.3	54.2	
	Std Dev	9.8	9.3	
Academic Self-Concept	Total (n)	269	4234	
	Mean	52.8	52.2	
	Std Dev	9.6	9.4	
Social Self-Concept	Total (n)	271	4246	
	Mean	52.6	51.3	
	Std Dev	9.2	9.4	
Social Agency	Total (n)	257	4143	
	Mean	52.4	51.8	
	Std Dev	9.8	9.9	
Civic Engagement	Total (n)	258	4095	
	Mean	52.1	53.0	
	Std Dev	9.3	9.7	
Pluralistic Orientation	Total (n)	285	4280	
	Mean	51.3	52.1	
	Std Dev	10.3	9.1	
Science Identity	Total (n)	263	4190	
	Mean	50.9	52.7	
	Std Dev	10.1	10.1	
Conservative Margin of Error (Smallest N and largest Std. Dev.)		+/- 1.26	+/- 0.31	

* Priv.U: Very high selectivity private universities


* Post-stratified weights were used to account for underrepresented groups in the population.

* If a subgroup did not respond at all, its proportion in the population was not used for post-stratification.

		Men	Women	Men vs Women
Habits of Mind	Total (n)	142.3	140.9	Small effect (greater) 
	Mean	55.4	52.8	
	Std Dev	9.9	10.4	
Social Self-Concept	Total (n)	136.5	136.9	
	Mean	55.1	50.8	
	Std Dev	9.3	8.7	
Science Self-Efficacy	Total (n)	138.4	136.7	
	Mean	54.9	52.3	
	Std Dev	9.9	10.3	
Academic Self-Concept	Total (n)	136.5	134.6	
	Mean	54.8	51.5	
	Std Dev	10.2	9.6	
Likelihood of College Involvement	Total (n)	128.8	130.8	
	Mean	54.6	56.2	
	Std Dev	8.0	7.5	
College Reputation Orientation	Total (n)	131.8	131.9	
	Mean	53.9	54.0	
	Std Dev	8.9	8.8	
Social Agency	Total (n)	129.8	129.9	
	Mean	52.6	52.0	
	Std Dev	10.0	9.6	
Pluralistic Orientation	Total (n)	142.3	143.3	
	Mean	51.9	50.6	
	Std Dev	11.0	9.9	
Civic Engagement	Total (n)	129.8	130.8	
	Mean	51.8	51.7	
	Std Dev	9.2	9.5	
Science Identity	Total (n)	131.9	133.8	
	Mean	51.6	50.6	
	Std Dev	11.3	10.5	
Conservative Margin of Error (Smallest N and largest Std. Dev.)		+/- 1.96	+/- 1.81	

* Post-stratified weights were used to account for underrepresented groups in the population.


* If a subgroup did not respond at all, its proportion in the population was not used for post-stratification.

		White	URM*	White vs URM* Small effect (greater) 
Likelihood of College Involvement	Total (n)	180.8	78.8	
	Mean	55.7	54.6	
	Std Dev	7.7	8.0	
College Reputation Orientation	Total (n)	184.9	78.8	
	Mean	54.6	52.5	
	Std Dev	8.1	10.5	
Habits of Mind	Total (n)	196.4	86.7	
	Mean	54.4	53.3	
	Std Dev	10.1	10.7	
Social Self-Concept	Total (n)	192.4	80.9	
	Mean	54.2	50.0	
	Std Dev	8.7	9.7	
Science Self-Efficacy	Total (n)	192.3	82.8	
	Mean	53.9	53.0	
	Std Dev	9.8	11.1	
Academic Self-Concept	Total (n)	190.2	80.9	
	Mean	53.6	52.0	
	Std Dev	9.5	11.7	
Civic Engagement	Total (n)	181.8	78.8	
	Mean	51.8	51.9	
	Std Dev	9.3	9.4	
Social Agency	Total (n)	181.8	78.0	
	Mean	51.6	53.8	
	Std Dev	9.5	10.3	
Pluralistic Orientation	Total (n)	197.6	88.0	
	Mean	51.6	50.4	
	Std Dev	10.4	10.5	
Science Identity	Total (n)	185.0	80.7	
	Mean	51.3	50.7	
	Std Dev	10.9	11.1	
Conservative Margin of Error (Smallest N and largest Std. Dev.)		+/- 1.59	+/- 2.59	

* URM: Under-represented minority students

* Post-stratified weights were used to account for underrepresented groups in the population.

* If a subgroup did not respond at all, its proportion in the population was not used for post-stratification.

		Financial concern		Financial concern No vs Yes Small effect (greater) 
		No	Yes	
Likelihood of College Involvement	Total (n)	146.2	113.3	
	Mean	55.3	55.5	
	Std Dev	7.4	8.4	
Science Self-Efficacy	Total (n)	154.6	120.5	
	Mean	54.2	52.9	
	Std Dev	9.8	10.6	
Habits of Mind	Total (n)	156.6	126.6	
	Mean	53.8	54.4	
	Std Dev	10.1	10.4	
Social Self-Concept	Total (n)	152.7	120.7	
	Mean	53.8	51.9	
	Std Dev	8.9	9.4	
College Reputation Orientation	Total (n)	149.4	114.3	
	Mean	52.9	55.3	
	Std Dev	9.5	7.6	
Academic Self-Concept	Total (n)	150.4	120.7	
	Mean	52.6	53.8	
	Std Dev	10.3	9.9	
Pluralistic Orientation	Total (n)	156.4	129.2	
	Mean	50.9	51.6	
	Std Dev	10.7	10.2	
Social Agency	Total (n)	145.4	114.3	
	Mean	50.6	54.5	
	Std Dev	9.2	10.2	
Civic Engagement	Total (n)	146.2	114.3	
	Mean	50.4	53.6	
	Std Dev	9.0	9.7	
Science Identity	Total (n)	150.2	115.5	
	Mean	49.4	53.3	
	Std Dev	10.4	11.1	
Conservative Margin of Error (Smallest N and largest Std. Dev.)		+/- 1.74	+/- 2.04	

* Post-stratified weights were used to account for underrepresented groups in the population.

* If a subgroup did not respond at all, its proportion in the population was not used for post-stratification.

Significant Differences Across Specific Responses WFU '18 vs WFU '16

Assuming the minimum number of WFU 2018 respondents to any one particular survey item ($n=255$) along with the portion which will yield the largest margin of error (i.e. 50%), the conservative margin of error for WFU 2018 respondents is 6.1%.

Similarly, assuming the minimum number of WFU 2016 respondents to any one particular survey item ($n=349$), along with the portion which will yield the largest margin of error (i.e. 50%), the conservative margin of error for WFU 2016 respondents is 5.2%.

However, items identified here relied upon each item's actual number of responses and proportions when testing whether the differences in proportions between the groups, at the 95% confidence interval, included 0.0, (i.e. there was likely no difference).

In the analysis, post-stratified weights were used to correct for bias due to nonresponse and underrepresented groups in the population.

2018 WFU The Freshman Survey (TFS) Responses Differing Significantly from WFU 2016

Question	2018	N*	2016	N*
Background / Religion				
At any time since you turned 13, were you in foster care or were you a dependent of the court?		313		627
Yes	3.0%		0.7%	
What is your sexual orientation?		319		600
Heterosexual/Straight	91.5%		96.9%	
Bisexual	6.1%		1.6%	
Please indicate the importance to you personally of each of the following:				
Developing a meaningful philosophy of life		261		568
Not Important	8.8%		17.7%	
Essential	29.1%		20.9%	
In the past year, how often have you:				
Attended a religious service		285		611
Not at All	30.8%		21.5%	
Community / Civic				
What is your best guess as to the chances that you will:				
Join a social fraternity or sorority		258		572
No Chance	8.7%		14.5%	
Work on a professor's research project		260		570
Very Good Chance	36.1%		24.7%	
In the past year, how often have you:				
Studied with other students		284		608
Not at All	9.3%		5.4%	
Asked a teacher for advice after class		284		602
Frequently	52.9%		44.9%	
As a reason in your decision to attend Wake Forest, how important was the opportunity to:				
Participate in collaborative research with a professor		256		552
Not important	14.1%		26.6%	
Very important	41.7%		30.3%	
Get to know your professors		256		554
Very important	86.3%		79.3%	

* N is the post-stratified sample size.

Question	2018	N*	2016	N*
Get to know people from a race, ethnicity, and/or country different from your own				
Very important	45.2%	256	37.6%	549
Get to know people from a sexual orientation/gender identity different from your own				
Not important	32.6%	256	43.8%	547
Very important	27.6%		17.2%	
Get to know people from a socio-economic group different from your own				
Very important	30.2%	256	23.1%	544
What one experience at Wake Forest do you think will be most significant in shaping your understanding of:				
International cultures and societies				
Overseas study	39.7%	255	51.0%	534
International research or community engagement experience	15.3%		9.2%	
Rate yourself on each of the following traits as compared with the average person your age:				
Public speaking ability				
Highest 10%	19.2%	274	13.5%	595
Risk-taking				
Highest 10%	17.9%	274	12.4%	591
How would you rate yourself in the following areas:				
Ability to see the world from someone else's perspective				
A Major Strength	40.9%	287	31.3%	594
Please indicate the importance to you personally of each of the following:				
Influencing the political structure				
Essential	13.6%	261	8.1%	567
Helping others who are in difficulty				
Not Important	0.7%	261	2.4%	569
Essential	47.7%		35.5%	
Becoming involved in programs to clean up the environment				
Not Important	14.6%	261	24.2%	567
Essential	16.0%		9.5%	
Participating in a community action program				
Not Important	11.9%	261	19.6%	566

* N is the post-stratified sample size.

Question	2018	N*	2016	N*
Helping to promote racial understanding		260		569
Not Important	10.9%		16.4%	
In the past year, how often have you:				
Demonstrated for a cause (e.g. boycott, rally, protest)		284		603
Not at All	57.9%		76.5%	
Performed volunteer work		285		598
Frequently	50.3%		41.7%	
Voted in a student election		285		595
Not at All	19.9%		27.2%	
Discussed politics		284		600
Not at All	15.4%		8.1%	
Frequently	32.2%		44.3%	
Sexual activity that occurs without the presence of explicit, affirmative consent (i.e., "yes means yes") is considered sexual assault				
Strongly Agree	53.8%	271	68.5%	573

Highschool

Rate yourself on each of the following traits as compared with the average person your age:

Academic ability		274		592
Highest 10%	37.3%		29.3%	
Creativity		272		594
Below Average	5.9%		10.5%	
Writing ability		274		592
Below Average	3.4%		10.0%	
Above Average	46.1%		38.9%	

How would you rate yourself in the following areas:

Ability to manage your time effectively		287		589
A Major Strength	31.6%		24.0%	

How often in the past year did you:

Take a risk because you feel you have more to gain		284		596
Frequently	51.3%		34.3%	
Seek alternative solutions to a problem		284		597
Frequently	60.6%		50.9%	
Look up scientific research articles and resources		284		596
Frequently	44.4%		30.7%	
Explore topics on your own, even though it was not required for a class		284		597
Frequently	46.5%		39.0%	
Take on a challenge that scares you		283		604
Frequently	48.8%		39.0%	

* N is the post-stratified sample size.

Question	2018	N*	2016	N*
Which of the following courses have you completed?				
Pre-calculus/Trigonometry		313		611
Yes	90.1%		96.3%	
Probability & Statistics		307		442
Yes	34.5%		49.0%	
Calculus		310		510
Yes	54.0%		71.0%	
AP Probability & Statistics		303		418
Yes	31.9%		45.5%	
AP Calculus		306		487
Yes	54.0%		71.3%	
AP Computer Science A		306		349
Yes	5.4%		10.1%	

Science

To what extent are the following statements true to you:

I have a strong sense of belonging to a community of scientists		266		574
Strongly Disagree	20.8%		32.6%	
Strongly Agree	11.7%		6.5%	
I derive great personal satisfaction from working on a team that is doing important research		266		575
Strongly Agree	21.0%		14.2%	
I think of myself as a scientist		266		573
Strongly Disagree	24.9%		42.5%	
Strongly Agree	8.7%		3.9%	
I feel like I belong in the field of science		266		574
Strongly Disagree	22.3%		39.9%	
Strongly Agree	16.3%		10.9%	

How confident are you that you can:

Use technical science skills (use of tools, instruments, and/or techniques)		278		598
Absolutely	26.1%		16.6%	
Generate an answerable research question		278		598
Not at All	0.4%		2.8%	
Absolutely	28.5%		14.0%	
Determine how to collect appropriate data		276		596
Absolutely	21.4%		13.4%	
Explain the results of a study		277		595
Absolutely	26.8%		20.4%	
Use scientific literature to guide research		278		596
Absolutely	23.1%		12.5%	
Integrate results from multiple studies		278		596
Absolutely	28.7%		20.7%	

* N is the post-stratified sample size.

Question	2018	N*	2016	N*
Identify what is known and not known about a problem		278		595
Absolutely	36.1%		26.9%	
Understand scientific concepts		278		591
Absolutely	29.6%		17.2%	
See connections between different areas of science and mathematics		278		593
Absolutely	29.2%		21.1%	
Choice				
In deciding to go to college, how important to you was each of the following reasons:				
To learn more about things that interest me		278		602
Very Important	89.0%		85.1%	
To gain a general education and appreciation of ideas		279		602
Very Important	85.7%		81.6%	
To be able to get a better job		279		600
Very Important	83.7%		85.9%	
To prepare myself for graduate or professional school		279		601
Not Important	4.8%		8.8%	
Very Important	77.7%		61.9%	
To make me a more cultured person		279		604
Very Important	66.9%		58.6%	
To please my family		279		600
Not Important	14.1%		27.7%	
Very Important	42.2%		32.4%	
How important was each of the following reasons in your decision to come here (this particular college)?				
This college has a very good academic reputation		265		579
Very Important	84.7%		89.9%	
I wanted to go to a school about the size of this college		265		578
Not Important	2.3%		5.6%	
Very Important	72.4%		66.7%	
This college's graduates get good jobs		265		575
Very Important	70.4%		75.9%	
This college's graduates make a difference in the world		266		577
Not Important	4.1%		7.4%	
Very Important	61.8%		51.7%	
I was admitted through an Early Action or Early Decision program		265		578
Not Important	44.9%		57.9%	
Very Important	44.5%		34.7%	

* N is the post-stratified sample size.

Question	2018	N*	2016	N*
Private college counselor advised me		266		579
Not Important	55.6%		69.8%	
Very Important	19.3%		7.5%	
High school counselor advised me		267		580
Not Important	43.3%		52.6%	
I wanted to live near home		264		581
Not Important	65.4%		75.9%	
I was offered financial assistance		266		582
Not Important	54.1%		63.4%	
The cost of attending this college		267		580
Not Important	46.6%		58.2%	
Very Important	24.8%		16.0%	
Not offered aid by first choice		265		578
Very Important	10.2%		4.6%	
Could not afford first choice		266		577
Not Important	81.0%		87.4%	
Very Important	9.3%		3.6%	

Financial

How much of your first year's educational expenses (room, board, tuition, and fees) do you expect to cover from each of the sources listed below?

Aid which must be repaid (loans, etc.)		292		533
> \$6,000	9.4%		15.0%	

What is your best guess as to the chances that you will:

Get a job to help pay for college expenses		260		571
No Chance or Very Little Chance	36.7%		45.5%	
Some Chance or Very Good Chance	63.3%		54.5%	

During your last year in high school, how much time did you spend during a typical week:

Performing household/childcare duties		265		583
None	23.1%		35.0%	

Disengagement / Health

In the past year, how often have you:

Been bored in class		285		609
Not at All	9.5%		3.4%	
Been late to class		284		600
Not at All	53.4%		42.1%	

During your last year in high school, how much time did you spend during a typical week:

Using social media		266		587
0 to 10 hours	71.5%		81.9%	
11 to over 20 hours	28.5%		18.1%	

* N is the post-stratified sample size.

Question	2018	N*	2016	N*
In the past year, how often have you:				
Consumed beer		285		599
Frequently	9.5%		17.8%	
Consumed wine or liquor		285		596
Frequently	10.2%		16.3%	
Rate yourself on each of the following traits as compared with the average person your age:				
Physical health		273		594
Above Average	52.4%		40.8%	
Highest 10%	17.6%		24.1%	
What is your best guess as to the chances that you will:				
Seek personal counseling		259		567
No Chance	2.8%		8.5%	
Very Good Chance	21.0%		14.3%	
In the past year, how often have you:				
Felt overwhelmed by all I had to do		285		602
Not at All	10.3%		4.5%	
Felt depressed		285		600
Not at All	46.7%		55.2%	
Felt anxious		284		597
Frequently	29.3%		38.7%	

Career / Future plan

What is your best guess as to the chances that you will:				
Change major field		260		573
Very Good Chance	23.2%		13.4%	
Change career choice		260		572
Very Good Chance	26.0%		16.1%	
Transfer to another college before graduating		260		568
No Chance	30.6%		40.7%	
Very Good Chance	3.9%		1.2%	
Take courses from more than one college simultaneously		260		564
No Chance	33.5%		44.0%	
Some Chance	21.0%		11.1%	
Take a leave of absence from this college temporarily		260		568
No Chance	41.3%		53.9%	
Some Chance	12.7%		5.5%	
Take a course exclusively online		260		567
No Chance	26.0%		33.0%	
Some Chance	27.2%		17.7%	

* N is the post-stratified sample size.

Question	2018	N*	2016	N*
As a student at Wake Forest, I am more eager to take classes across a broad range of disciplines (i.e., the liberal arts) rather than to specialize in a particular area of interest		255		531
Agree	38.5%		46.2%	
Strongly agree	45.9%		37.3%	
Student's major aggregated		298		604
Undecided	17.8%		12.2%	
Business	26.0%		34.0%	
Engineering	6.0%		1.8%	
Student's probable career aggregated		304		565
Business	26.2%		33.6%	
Education (elementary/secondary)	0.4%		3.9%	
Engineer	4.6%		1.0%	
Will you pursue a science-related research career?		267		593
Definitely no	14.5%		24.4%	
Probably yes	23.7%		14.3%	
Please indicate the importance to you personally of each of the following:				
Raising a family		261		571
Essential	50.6%		47.2%	
Being very well off financially		261		569
Essential	48.0%		46.2%	
Obtaining recognition from my colleagues for contributions to my special field		261		570
Essential	21.2%		14.8%	
Making a theoretical contribution to science		261		569
Not Important	38.2%		50.5%	
Essential	13.6%		6.2%	
Writing original works (poems, novels, etc.)		261		567
Not Important	50.2%		64.0%	

* N is the post-stratified sample size.

Significant Differences Across Specific Responses WFU '18 vs Priv. U. '18

Assuming the minimum number of 2018 WFU respondents to any one particular survey item ($n=200$) along with the portion which will yield the largest margin of error (i.e. 50%), the conservative margin of error for 2018 WFU respondents is 6.9%.

Similarly, assuming the minimum number of 2018 Peer Private Universities (i.e. very high selectivity private universities) respondents to any one particular survey item ($n=2425$), along with the portion which will yield the largest margin of error (i.e. 50%), the conservative margin of error for 2018 Peer Private Universities respondents is 2.0%.

However, items identified here relied upon each item's actual number of responses and proportions when testing whether the differences in proportions between the groups, at the 95% confidence interval, included 0.0, (i.e. there was likely no difference).

In the analysis, post-stratified weights were **not** used to correct for bias due to nonresponse and underrepresented groups in the population.

2018 WFU The Freshman Survey (TFS) Responses Differing Significantly from Peer Private Universities*

Question	WFU	N	Priv. U.	N
Background				
Please mark the sex of your parent(s) or guardian(s).				
Parent/Guardian 1		318		4468
Female	30.2%		37.7%	
Male	69.8%		62.3%	
Parent/Guardian 2		313		4348
Female	71.2%		63.8%	
Male	28.8%		36.2%	
Race/Ethnicity Group				
		318		4483
Asian	13.5%		20.6%	
Black	9.1%		5.7%	
White	63.5%		55.1%	
Two or more races/ethnicities	8.5%		13.8%	
At any time since you turned 13, were you in foster care or were you a dependent of the court?				
No	95.3%	316	97.7%	4447
How many miles is this college from your permanent home?				
		317		4470
51 to 100	8.5%		4.9%	
101 to 500	33.8%		24.0%	
Over 500	46.1%		56.0%	
Religion / Spirituality				
For the activities below, indicate which ones you did during the past year.				
Attended a religious service		285		4311
Frequently	31.9%		23.2%	
Not at All	29.1%		35.9%	
How important was each reason in your decision to come here?				
I was attracted by the religious affiliation/orientation of this college		263		4209
Very Important	8.7%		5.1%	
Not Important	69.2%		81.4%	
Rate yourself on each of the following traits as compared with the average person your age.				
Spirituality		271		4250
Highest 10%	14.0%		9.6%	
Lowest 10%	8.5%		12.0%	

Question	WFU	N	Priv. U.	N
Please indicate the importance to you personally of each of the following:				
Developing a meaningful philosophy of life		258		4178
Not Important	9.3%		14.0%	
Integrating spirituality into my life		258		4172
Essential	24.4%		18.0%	
Not Important	20.9%		33.5%	

Community / Civic

For the activities below, indicate which ones you did during the past year.

Tutored another student		285		4309
Frequently	16.1%		24.9%	
Not at All	37.9%		26.6%	

In the past year, how often have you:

Asked a teacher for advice after class		284		4301
Frequently	51.8%		42.4%	
Not at All	3.5%		8.3%	

Socialized with someone of another racial/ethnic group

Frequently	75.0%	284	80.8%	4299
------------	-------	-----	-------	------

What is your best guess as to the chances that you will:

Join a social fraternity or sorority		256		4179
Very Good Chance	33.6%		19.3%	
No Chance	10.5%		24.3%	
Participate in student clubs/groups		257		4173
Very Good Chance	67.7%		73.8%	
Get tutoring help in specific courses		257		4170
Very Good Chance	44.7%		32.5%	

For the activities below, indicate which ones you did during the past year.

Demonstrated for a cause (eg, boycott, rally, protest)		284		4306
Not at All	56.7%		46.4%	

In the past year, how often have you:

Discussed politics		284		4302
Frequently	33.1%		44.8%	
Not at All	14.1%		8.9%	

Question	WFU	N	Priv. U.	N
How would you rate yourself in the following areas:				
Tolerance of others with different beliefs		286		4305
A Major Weakness	0.0%		0.2%	
Ability to work cooperatively with diverse people		286		4300
A Major Strength	54.2%		60.9%	
How would you characterize your political views?		276		4240
Liberal	27.9%		48.2%	
Middle-of-the-road	43.5%		34.9%	
Conservative	24.6%		11.1%	
Rate yourself on each of the following traits as compared with the average person your age.				
Compassion		270		4251
Below average	2.2%		4.4%	
Self-confidence (social)		270		4255
Below average	13.3%		18.8%	
Understanding of others		271		4257
Lowest 10%	0.0%		0.2%	
Racial discrimination is no longer a major problem in America		268		4243
Agree Strongly	7.8%		3.3%	
Disagree Strongly	38.8%		56.5%	
Abortion should be legal		268		4227
Agree Strongly	40.3%		57.4%	
Disagree Strongly	12.7%		6.5%	
Marijuana should be legalized		268		4236
Agree Strongly	27.2%		33.1%	
Dissent is critical component of the political process		264		4148
Agree Strongly	24.6%		37.4%	
Students from disadvantaged social backgrounds should be given preferential treatment in college admissions		267		4210
Disagree Strongly	20.6%		13.0%	
Women should receive the same salary opportunities for advancement as men in comparable positions		268		4229
Agree Strongly	85.4%		90.0%	

Question	WFU	N	Priv. U.	N
Please indicate the importance to you personally of each of the following:				
Influencing social values		258		4170
Not Important	10.1%		14.0%	
Becoming a community leader		258		4172
Not Important	9.3%		14.4%	
What is your best guess as to the chances that you will:				
Participate in student government		257		4172
No Chance	11.7%		16.6%	
Participate in student protests or demonstrations		257		4162
Very Good Chance	16.0%		20.8%	
Highschool				
What was your average grade in high school?		317		4469
A or A+	45.7%		52.3%	
A-	43.2%		35.7%	
SAT Critical Reading		200		2425
Mean	662		693	
Median	680		700	
SAT Mathematics		204		2447
Mean	678		717	
Median	700		730	
From what kind of high school did you graduate?		318		4463
Public school (not charter or magnet)	47.2%		55.6%	
Private independent college-prep school	34.3%		25.9%	
Please mark which of the following courses you have completed:				
Pre-calculus/Trigonometry		315		4388
Yes	89.2%		94.7%	
AP Calculus		308		4109
Yes	54.5%		65.5%	
AP Computer Science A		307		3879
Yes	5.2%		11.7%	
AP Chemistry		310		3942
Yes	23.2%		30.5%	
AP Physics		305		3966
Yes	25.6%		37.8%	
AP Environmental Science		307		3962
Yes	27.0%		19.9%	

Question	WFU	N	Priv. U.	N
In the past year, how often have you:				
Written computer code		284		4289
Frequently	5.6%		9.9%	
Not at All	79.6%		73.4%	
How often in the past year did you?				
Take a risk because you feel you have more to gain		283		4305
Frequently	49.8%		41.4%	
Look up scientific research articles and resources		283		4299
Not at All	4.2%		7.9%	
Take on a challenge that scares you		282		4303
Frequently	48.2%		42.0%	
Rate yourself on each of the following traits as compared with the average person your age.				
Mathematical ability		271		4258
Highest 10%	16.6%		23.8%	
Risk-taking		272		4253
Below average	8.5%		12.7%	
Writing ability		272		4255
Lowest 10%	0.0%		0.6%	
How confident are you that you can:				
Determine how to collect appropriate data		275		4274
Absolutely	20.7%		26.2%	
Identify what is known and not known about a problem		276		4273
Not at All	0.0%		0.2%	
See connections between different areas of science and mathematics		276		4268
Absolutely	28.6%		34.6%	
Will you pursue a science-related research career?				
Definitely yes	8.3%	264	13.8%	4220
To what extent are the follow statements true of you:				
I derive great personal satisfaction from working on a team that is doing important research		263		4202
Strongly Agree	20.5%		26.5%	
I feel like I belong in the field of science		263		4200
Strongly Agree	15.6%		21.9%	
Prior to this term, have you ever taken courses for credit at this institution?				
Yes	8.2%	318	4.9%	4468

Question	Choice	WFU	N	Priv. U.	N
To how many colleges other than this one did you apply for admission this year?			318		4468
None		16.0%		7.2%	
1		6.3%		3.0%	
2		6.6%		3.5%	
9 to 10		12.3%		16.8%	
11 or more		16.7%		24.5%	
Were you accepted by your first choice college?			318		4454
Yes		66.7%		53.4%	
Is this college your:			316		4457
First choice		63.6%		48.2%	
Less than third choice		5.7%		12.7%	
In deciding to go to college, how important to you was each of the following reasons?					
To learn more about things that interest me			277		4280
Not Important		0.0%		0.4%	
To prepare myself for graduate or professional school			278		4276
Very Important		77.0%		64.6%	
Not Important		5.0%		8.7%	
To please my family			278		4276
Very Important		41.7%		27.9%	
Not Important		13.3%		27.8%	
How important was each reason in your decision to come here?					
My parents/relatives wanted me to come here			263		4221
Very Important		20.5%		14.8%	
Not Important		27.8%		40.1%	
My teacher advised me			264		4215
Not Important		51.9%		63.6%	
This college has a good reputation for its social and extracurricular activities			264		4215
Very Important		62.9%		55.3%	
Not Important		4.5%		7.5%	
High school counselor advised me			264		4213
Not Important		44.7%		54.7%	
Private college counselor advised me			263		4206
Very Important		17.9%		10.1%	
Not Important		57.0%		69.0%	
I wanted to live near home			261		4212
Very Important		11.9%		7.7%	
Not Important		65.9%		74.2%	

Question	WFU	N	Priv. U.	N
This college's graduates gain admission to top graduate/professional schools				
Very Important	54.6%	262	43.0%	4209
Not Important	12.6%		19.9%	
I wanted to go to a school about the size of this college				
Very Important	70.6%	262	49.5%	4209
Not Important	3.1%		10.3%	
Rankings in national magazines				
Very Important	49.2%	262	37.5%	4213
Not Important	7.3%		15.2%	
A visit to this campus				
Very Important	67.3%	263	59.7%	4209
Not Important	8.0%		13.8%	
This college's graduates make a difference in the world				
Very Important	58.2%	263	50.6%	4209
Not Important	4.9%		9.9%	
I was offered financial assistance				
Very Important	31.6%	263	46.5%	4212
Not Important	53.2%		32.7%	
The cost of attending this college				
Very Important	25.8%	264	31.7%	4216
Not Important	46.6%		35.6%	
Financial				
Do you have any concern about your ability to finance your college education?				
None (I am confident that I will have sufficient funds)	53.2%	297	43.7%	4340
Some (but I probably will have enough funds)	40.7%		48.9%	
What is your best estimate of your parents'/guardians' total income last year?				
\$500,000 or higher	25.0%	288	14.7%	4129
How much of your first year's educational expenses (room, board, tuition, and fees) do you expect to cover from each of the sources listed below?				
Family resources (parents, relatives, spouse, etc)				
None	17.6%	318	13.1%	4483
My own resources (savings from work, work-study, other income)				
None	61.9%	318	47.9%	4483
Aid which need not be repaid (grants, scholarships, military funding, etc)				
None	58.8%	318	34.7%	4483
\$15,000 or more	28.6%		47.3%	
Aid which must be repaid (loans, etc)				
None	74.5%	318	64.0%	4483

Question	WFU	N	Priv. U.	N
Did you receive any of the following forms of financial aid?				
Work-study		297		4284
Yes	18.9%		25.3%	
Merit-based grants or scholarships		298		4332
Yes	33.2%		59.2%	
What is your best guess as to the chances that you will:				
Get a job to help pay for college expenses		257		4167
Very Good Chance	27.6%		43.3%	
Disengagement / Health				
In the past year, how often have you:				
Been late to class		284		4299
Not at All	52.8%		45.8%	
Skipped school/class		284		4296
Not at All	79.9%		73.7%	
Consumed beer		285		4305
Not at All	42.5%		57.1%	
Consumed wine or liquor		285		4299
Not at All	37.2%		50.2%	
During your last year in high school, how much time did you spend during a typical week doing the following activities?				
Partying		263		4205
None	28.1%		35.6%	
Rate yourself on each of the following traits as compared with the average person your age.				
Emotional health		271		4256
Above average	38.7%		29.6%	

* Peer private universities: very high selectivity

Significant Differences Across Specific Responses by Gender

Assuming the minimum number of WFU 2018 male respondents to any one particular survey item ($n=129$) along with the portion which will yield the largest margin of error (i.e. 50%), the conservative margin of error for WFU 2018 male respondents is 8.6%.

Similarly, assuming the minimum number of WFU 2018 female respondents to any one particular survey item ($n=127$), along with the portion which will yield the largest margin of error (i.e. 50%), the conservative margin of error for WFU 2018 female respondents is 8.7%.

However, items identified here relied upon each item's actual number of responses and proportions when testing whether the differences in proportions between the groups, at the 95% confidence interval, included 0.0, (i.e. there was likely no difference).

In the analysis, post-stratified weights were used to correct for bias due to nonresponse and underrepresented groups in the population.

2018 WFU The Freshman Survey (TFS) Responses Differing Significantly by Gender

Question	Men	N*	Women	N*
Background				
What is your sexual orientation?		159		160
Heterosexual/Straight	96.0%		87.1%	
Bisexual	2.4%		9.7%	
Is English your primary language?		132		135
Yes	83.0%		92.7%	
Please mark the sex of your parent(s) or guardian(s). Parent/Guardian 1		155		159
Male	86.8%		56.3%	
Female	13.2%		43.7%	
Please mark the sex of your parent(s) or guardian(s). Parent/Guardian 2		154		156
Male	12.6%		41.8%	
Female	87.4%		58.2%	
Community / Civic				
As a reason in your decision to attend Wake Forest, how important was the opportunity to:				
Participate in small classes		129		128
Very important	75.1%		85.7%	
Get to know people from a race, ethnicity, and/or country different from your own		129		128
Not important	19.2%		9.8%	
Very important	39.1%		51.5%	
Get to know people from a sexual orientation/gender identity different from your own		129		128
Not important	39.1%		26.1%	
To what extent do you think your college education will enhance your understanding of international cultures and societies?				
A great deal	50.7%	129	70.5%	128
As a reason in your decision to attend Wake Forest, how important was the opportunity for:				
Studying abroad		129		128
Not important	13.7%		4.4%	

* N is the post-stratified sample size.

Question	Men	N*	Women	N*
If you are planning to study abroad while a student at Wake Forest, how would you regard this experience as a part of your education?				
Vey significant	49.1%	129	67.5%	128
What one experience at Wake Forest do you think will be most significant in shaping your understanding of:				
International cultures and societies		129		127
On campus course work	24.8%		13.4%	
Diverse United States cultures and societies		129		127
On campus course work	28.9%		12.3%	
Rate yourself on each of the following traits as compared with the average person your age:				
Public speaking ability		136		138
Highest 10%	25.4%		13.1%	
Self-confidence (social)		135		136
Highest 10%	21.3%		10.8%	
How would you rate yourself in the following areas:				
Openness to having my own views challenged		143		143
A Major Strength	38.2%		23.6%	
Ability to discuss and negotiate controversial issues		142		143
A Major Strength	44.8%		27.3%	
What is your best guess as to the chances that you will:				
Participate in volunteer or community service work		129		131
Very Good Chance	47.7%		66.0%	
Please indicate the importance to you personally of each of the following:				
Influencing the political structure		130		131
Not Important	26.5%		40.7%	
Essential	18.5%		8.8%	
Improving my understanding of other countries and cultures		130		131
Essential	24.7%		38.6%	
In the past year, how often have you:				
Performed volunteer work		142		143
Frequently	42.8%		57.7%	
Helped raise money for a cause or campaign		142		142
Not at All	42.9%		30.1%	

* N is the post-stratified sample size.

Question	Men	N*	Women	N*
Racial discrimination is no longer a major problem in America		135		135
Strongly Disagree	28.9%		44.4%	
Marijuana should be legalized		135		135
Strongly Disagree	6.1%		14.6%	
Strongly Agree	32.0%		19.1%	
Dissent is critical component of the political process		134		133
Strongly Agree	32.9%		15.0%	
Colleges should prohibit racist/sexist speech on campus		134		136
Strongly Agree	36.4%		55.0%	
Sexual activity that occurs without the presence of explicit, affirmative consent (i.e., "yes means yes") is considered sexual assault		135		136
Strongly Agree	47.7%		60.0%	
Women should receive the same salary opportunities for advancement as men in comparable positions		134		136
Strongly Agree	76.7%		93.7%	
The United States should intervene in the wars of other countries		133		136
Strongly Agree	6.8%		1.2%	
Highschool				
Rate yourself on each of the following traits as compared with the average person your age:				
Academic ability		136		138
Highest 10%	44.2%		30.5%	
Mathematical ability		136		137
Highest 10%	24.1%		9.3%	
Self-confidence (intellectual)		136		137
Highest 10%	30.5%		10.2%	
Artistic ability		136		138
Lowest 10%	15.2%		2.4%	
Above Average	16.1%		28.8%	
During high school (grades 9-12) how many years did you study each of the following subjects?				
Arts and/or Music		154		159
0 to 2 years	70.4%		54.3%	
3 years or more	29.6%		45.7%	
During your last year in high school, how much time did you spend during a typical week:				
Studying/homework		131		135
0 to 10 hours	66.6%		50.4%	
11 to Over 20 hours	33.4%		49.6%	

* N is the post-stratified sample size.

Question	Men	N*	Women	N*
How often in the past year did you:				
Ask questions in class		143		141
Frequently	77.9%		64.0%	
Support your opinions with a logical argument		143		141
Frequently	83.8%		71.4%	
Take a risk because you feel you have more to gain		143		141
Frequently	58.6%		43.9%	
Explore topics on your own, even though it was not required for a class		143		141
Frequently	54.7%		38.2%	
Take on a challenge that scares you		142		141
Frequently	56.0%		41.5%	

Science

To what extent are the following statements true to you:				
I think of myself as a scientist		132		134
Strongly Agree	13.8%		3.7%	
How confident are you that you can:				
Use technical science skills (use of tools, instruments, and/or techniques)		138		139
Absolutely	34.1%		18.2%	
See connections between different areas of science and mathematics		138		139
Absolutely	36.0%		22.5%	

Choice

In deciding to go to college, how important to you was each of the following reasons:				
To make me a more cultured person		139		139
Very Important	56.9%		77.0%	
To learn more about things that interest me		138		139
Very Important	83.3%		94.7%	
To please my family		139		139
Very Important	49.4%		34.9%	
Were you accepted by your first choice college?		159		162
Yes	56.5%		75.0%	
Is this college your:		159		160
Second choice	29.4%		13.5%	
First choice	54.5%		72.6%	
To how many colleges other than this one did you apply for admission this year?		159		162
None	11.2%		21.2%	

Question	Men	N*	Women	N*
How important was each of the following reasons in your decision to come here (this particular college)?				
My teacher advised me		133		134
Very Important	15.2%		4.8%	
High school counselor advised me		133		134
Not Important	35.5%		51.0%	
Very Important	22.0%		10.7%	
Private college counselor advised me		132		134
Not Important	48.5%		62.6%	
Very Important	24.5%		14.1%	
Not offered aid by first choice		132		133
Not Important	72.6%		84.4%	
Very Important	14.4%		6.0%	
Could not afford first choice		132		134
Very Important	14.0%		4.7%	

Disengagement / Health

During your last year in high school, how much time did you spend during a typical week:

Performing household/childcare duties		131		134
None	17.6%		28.6%	
Using social media		131		135
0 to 10 hours	84.0%		59.4%	
11 to Over 20 hours	16.0%		40.6%	

In the past year, how often have you:

Consumed beer		142		143
Not at All	32.2%		48.9%	
Frequently	15.0%		4.1%	

Rate yourself on each of the following traits as compared with the average person your age:

Emotional health		136		137
Highest 10%	23.6%		14.0%	
Physical health		136		137
Highest 10%	23.1%		12.1%	

Do you have any of the following disabilities or medical conditions?

Psychological disorder (depression, etc.)		132		134
Yes	5.4%		12.6%	

In the past year, how often have you:

Felt overwhelmed by all I had to do		142		143
Frequently	30.5%		50.4%	
Felt anxious		142		142
Frequently	19.6%		39.0%	

* N is the post-stratified sample size.

Question	Men	N*	Women	N*
Career / Future plan				
What is your best guess as to the chances that you will:				
Transfer to another college before graduating		129		131
No Chance	24.1%		37.0%	
Please indicate the importance to you personally of each of the following:				
Becoming an authority in my field		130		131
Essential	28.8%		18.0%	
Obtaining recognition from my colleagues for contributions to my special field		130		131
Essential	26.9%		15.5%	
Making a theoretical contribution to science		130		131
Not Important	30.6%		45.7%	
Writing original works (poems, novels, etc.)		130		131
Not Important	41.7%		58.7%	
Becoming successful in a business of my own		129		131
Essential	29.8%		11.8%	
Student's major aggregated				
Business	32.7%	144	19.8%	155
Health Professions	2.1%		8.3%	
Mathematics or Computer Science	7.1%		0.7%	
Social Science	3.6%		10.6%	
Do you consider yourself:				
Pre-Med		151		157
Yes	21.7%		35.6%	
Student's probable career aggregated				
Health professional	0.7%	149	4.6%	155

* N is the post-stratified sample size.

Significant Differences Across Specific Responses by Race

Assuming the minimum number of WFU 2018 white respondents to any one particular survey item ($n=177$) along with the portion which will yield the largest margin of error (i.e. 50%), the conservative margin of error for WFU 2018 white respondents is 7.4%.

Similarly, assuming the minimum number of WFU 2018 Under-Represented Minority (URM) respondents to any one particular survey item ($n=77$), along with the portion which will yield the largest margin of error (i.e. 50%), the conservative margin of error for WFU 2018 URM respondents is 11.2%.

However, items identified here relied upon each item's actual number of responses and proportions when testing whether the differences in proportions between the groups, at the 95% confidence interval, included 0.0, (i.e. there was likely no difference).

In the analysis, post-stratified weights were used to correct for bias due to nonresponse and underrepresented groups in the population.

2018 WFU The Freshman Survey (TFS) Responses Differing Significantly by Race

Question	Background	White	N*	URM	N*
Background					
Citizenship status			221		100
International student (F-1, J-1, or M-1 visa)		2.9%		29.7%	
U.S. citizen		96.7%		66.5%	
Is English your primary language?			185		82
Yes		97.8%		65.4%	
First generation status based on parent(s) with less than 'some college'			198		85
Yes		2.7%		22.4%	
At any time since you turned 13, were you in foster care or were you a dependent of the court?			212		100
No		100.0%		84.4%	
Religion					
Please indicate the importance to you personally of each of the following:					
Integrating spirituality into my life			182		79
Essential		20.5%		33.4%	
In the past year, how often have you:					
Attended a religious service			196		89
Not at All		22.7%		48.8%	
Discussed religion			195		87
Not at All		13.3%		28.2%	
Parent/Guardian 1 religion			202		90
None		5.3%		19.0%	
Parent/Guardian 2 religion			201		88
None		6.0%		24.2%	
Your religion			200		90
None		11.8%		31.9%	
Community / Civic					
What is your best guess as to the chances that you will:					
Join a social fraternity or sorority			180		79
Very Good Chance		41.0%		19.3%	
In the past year, how often have you:					
Studied with other students			195		89
Not at All		4.4%		20.2%	

* N is the post-stratified sample size.

Question	White	N*	URM	N*
As a reason in your decision to attend Wake Forest, how important was the opportunity to:				
Participate in collaborative research with a professor		180		77
Very important	37.2%		52.1%	
Get to know people from a race, ethnicity, and/or country different from your own		180		77
Very important	37.8%		62.6%	
Get to know people from a sexual orientation/gender identity different from your own		180		77
Not important	37.4%		21.5%	
Very important	21.4%		42.0%	
Get to know people from a socio-economic group different from your own		180		77
Not important	26.4%		15.9%	
Very important	22.6%		47.9%	
Rate yourself on each of the following traits as compared with the average person your age:				
Leadership ability		191		82
Highest 10%	33.3%		12.7%	
What is your best guess as to the chances that you will:				
Vote in a local, state, or national election		181		79
No Chance	2.5%		17.3%	
Very Good Chance	72.9%		40.7%	
Please indicate the importance to you personally of each of the following:				
Influencing the political structure		182		79
Not Important	29.7%		42.7%	
Helping to promote racial understanding		182		78
Essential	12.9%		32.7%	
In the past year, how often have you:				
Voted in a student election		196		89
Not at All	16.3%		27.9%	
Discussed politics		196		88
Not at All	9.8%		27.8%	
How would you characterize your political views?		194		83
Conservative	30.4%		12.7%	
Racial discrimination is no longer a major problem in America				
Strongly Disagree	32.0%	191	47.8%	79

* N is the post-stratified sample size.

Question	White	N*	URM	N*
Colleges have the right to ban extreme speakers from campus Strongly Agree	8.8%	190	18.2%	79
Students from disadvantaged social backgrounds should be given preferential treatment in college admissions Strongly Disagree	24.4%	190	12.5%	79
Highschool				
Rate yourself on each of the following traits as compared with the average person your age:				
Academic ability Highest 10%	42.0%	192	26.2%	82
Computer programming Lowest 10%	26.0%	191	14.7%	81
How often in the past year did you:				
Seek solutions to problems and explain them to others Frequently	72.9%	197	56.0%	87
To what extent are the following statements true to you:				
I derive great personal satisfaction from working on a team that is doing important research Strongly Agree	24.2%	185	13.6%	81
Choice				
In deciding to go to college, how important to you was each of the following reasons:				
To prepare myself for graduate or professional school Not Important	6.4%	194	1.3%	84
To please my family Not Important	11.0%	194	21.3%	84
Were you accepted by your first choice college? Yes	69.7%	221	57.4%	100
Is this college your: Second choice	17.1%	220	30.9%	99
First choice	67.6%		54.8%	
To how many colleges other than this one did you apply for admission this year? None	19.6%	221	8.9%	100

* N is the post-stratified sample size.

Question	White	N*	URM	N*
How important was each of the following reasons in your decision to come here (this particular college)?				
My teacher advised me		187		80
Not Important	57.1%		37.2%	
High school counselor advised me		187		80
Not Important	48.7%		30.7%	
Private college counselor advised me		186		80
Not Important	61.5%		41.9%	
I wanted to go to a school about the size of this college		186		79
Very Important	76.3%		63.2%	
A visit to this campus		186		80
Not Important	3.9%		15.9%	
Very Important	74.5%		56.1%	
I was offered financial assistance		187		79
Not Important	64.3%		30.2%	
Very Important	23.1%		48.9%	
The cost of attending this college		187		80
Not Important	53.5%		30.3%	
Not offered aid by first choice		186		79
Not Important	85.4%		62.4%	
Very Important	5.7%		20.8%	
Could not afford first choice		186		80
Not Important	89.8%		60.5%	
Very Important	5.0%		19.3%	
What is your best guess as to the chances that you will:				
Participate in a study abroad program		181		79
No Chance	1.7%		8.3%	
Very Good Chance	63.0%		49.3%	
Financial				
What factor is most likely to influence your decision to study abroad while a student at Wake Forest?				
The ability to pay and/or availability of scholarships		177		77
To fulfill degree requirements for my major or minor	13.3%		32.3%	
	27.5%		12.3%	
How much of your first year's educational expenses (room, board, tuition, and fees) do you expect to cover from each of the sources listed below?				
Family resources (parents, relatives, spouse, etc.)		204		90
\$1 - \$2,999	3.6%		20.4%	
\$15,000 +	77.4%		49.1%	

* N is the post-stratified sample size.

Question	White	N*	URM	N*
Aid which need not be repaid (grants, scholarships, military funding, etc.)				
None	62.1%	202	44.2%	90
\$15,000 +	24.4%		44.1%	
Did you receive any of the following forms of financial aid?				
Pell Grant		204		90
Yes	5.7%		15.0%	
Need-based grants or scholarships		206		91
Yes	25.4%		44.8%	
What is your best guess as to the chances that you will:				
Get a job to help pay for college expenses		181		79
No Chance	12.5%		4.8%	
Very Good Chance	22.9%		35.8%	
During your last year in high school, how much time did you spend during a typical week:				
Performing household/childcare duties		186		79
None	19.2%		32.4%	
1 to 2 hours	33.4%		14.9%	
What is your best estimate of your parents'/guardians' total income last year? Consider income from all sources before taxes.				
		199		88
Less than \$100,000	12.5%		46.3%	
\$100,000 to 249,999	37.5%		33.1%	
\$250,000 to 499,999	18.7%		7.8%	
\$500,000 or higher	31.3%		12.8%	
What is the highest level of formal education obtained by your parents/guardians				
Parent/Guardian 1		199		88
High school or postsecondary school	4.3%		13.3%	
Some college or college degree	33.8%		31.2%	
Some graduate school or Graduate degree	61.9%		45.3%	
Parent/Guardian 2		198		85
High school or postsecondary school	6.9%		27.6%	
Some college or college degree	43.2%		43.5%	
Some graduate school or Graduate degree	49.9%		22.8%	
In the past year, how often have you:				
Felt hungry but did not eat because I didn't have enough money for food		196		88
Not at All	93.1%		73.9%	

* N is the post-stratified sample size.

Question	White	N*	URM	N*
As a reason in your decision to attend Wake Forest, how important was:				
The amount of financial aid that was awarded		177		77
Not important	60.8%		33.2%	
Very important	23.2%		49.4%	
How did your financial aid award from Wake Forest compare with what was offered by other schools to which you applied?		177		77
Did not apply for financial aid	46.9%		32.9%	
Smaller	16.7%		7.4%	
Larger	12.6%		24.3%	
How did your merit-based (non-need-based) scholarship award from Wake Forest compare to that which was offered by other schools?		177		77
Offered by others but not WFU	29.8%		11.8%	
Offered more from WFU	8.3%		32.1%	

Disengagement / Health

In the past year, how often have you:				
Been bored in class		196		89
Not at All	4.3%		21.2%	
Fallen asleep in class		196		88
Not at All	71.7%		56.5%	
During your last year in high school, how much time did you spend during a typical week:				
Exercising/sports		186		80
0 to 5 hours	25.8%		53.0%	
6 to 10 hours	31.8%		17.8%	
11 to Over 2 hours	42.4%		29.2%	
In the past year, how often have you:				
Consumed beer		196		89
Not at All	34.0%		55.2%	
Frequently	12.0%		3.9%	
Consumed wine or liquor		196		89
Not at All	28.7%		53.4%	
Frequently	12.7%		4.5%	
Rate yourself on each of the following traits as compared with the average person your age:				
Emotional health		192		81
Highest 10%	22.3%		10.5%	

* N is the post-stratified sample size.

Question	White	N*	URM	N*
What is your best guess as to the chances that you will:				
Seek personal counseling		181		78
Very Good Chance	17.2%		29.7%	
In the past year, how often have you:				
Felt overwhelmed by all I had to do		196		89
Not at All	7.5%		16.5%	
Felt anxious		196		88
Frequently	33.6%		19.6%	

Career / Future plan

What is your best guess as to the chances that you will:

Take courses from more than one college simultaneously		181		79
No Chance	29.2%		43.3%	

Please indicate the importance to you personally of each of the following:

Becoming accomplished in one of the performing arts (acting, dancing, etc.)		182		80
Not Important	66.1%		48.0%	
Raising a family		182		79
Essential	55.1%		40.3%	
Writing original works (poems, novels, etc.)		182		79
Not Important	57.0%		34.6%	
Creating artistic works (painting, sculpture, etc.)		182		79
Not Important	66.7%		50.8%	
Becoming successful in a business of my own		181		79
Essential	17.2%		28.9%	
Student's probable career aggregated		207		97
Doctor (MS or DDS)	22.3%		11.3%	

Significant Differences Across Specific Responses by Financial Concern

Assuming the minimum number of WFU 2018 respondents without financial concern to any one particular survey item ($n=142$) along with the portion which will yield the largest margin of error (i.e. 50%), the conservative margin of error for WFU 2018 respondents without concern is 8.2%.

Similarly, assuming the minimum number of WFU 2018 respondents with financial concern to any one particular survey item ($n=111$), along with the portion which will yield the largest margin of error (i.e. 50%), the conservative margin of error for WFU 2018 respondents with concern is 9.3%.

However, items identified here relied upon each item's actual number of responses and proportions when testing whether the differences in proportions between the groups, at the 95% confidence interval, included 0.0, (i.e. there was likely no difference).

In the analysis, post-stratified weights were used to correct for bias due to nonresponse and underrepresented groups in the population.

2018 WFU The Freshman Survey (TFS)

Responses Differing Significantly by Financial concern

Question	None	N*	Some	N*
Background / Religion				
How many miles is this college from your permanent home?				
Over 500	56.5%	161	35.3%	133
First generation status based on parent(s) with less than 'some college'				
Yes	1.6%	156	17.3%	126
Race/Ethnicity Group				
Black	2.8%	163	9.3%	133
Please indicate the importance to you personally of each of the following:				
Integrating spirituality into my life				
Not Important	25.3%	146	14.3%	114
Essential	18.1%		32.4%	
In the past year, how often have you:				
Attended a religious service				
Frequently	25.2%	156	36.7%	129
Discussed religion				
Not at All	24.5%	156	9.8%	127
Community / Civic				
What is your best guess as to the chances that you will:				
Work on a professor's research project				
Very Good Chance	29.7%	146	44.4%	113
In the past year, how often have you:				
Studied with other students				
Frequently	54.2%	156	39.7%	128
As a reason in your decision to attend Wake Forest, how important was the opportunity to:				
Participate in collaborative research with a professor				
Very important	36.3%	143	48.5%	113
Participate in community engagement with residents of the surrounding community				
Very important	34.7%	143	51.7%	113

* N is the post-stratified sample size.

Question	None	N*	Some	N*
Rate yourself on each of the following traits as compared with the average person your age:				
Public speaking ability		153		121
Highest 10%	14.0%		25.8%	
Self-confidence (social)		152		119
Highest 10%	21.1%		9.5%	
What is your best guess as to the chances that you will:				
Participate in student protests or demonstrations		146		113
Very Good Chance	7.9%		21.3%	
Please indicate the importance to you personally of each of the following:				
Influencing the political structure		146		114
Not Important	42.6%		22.2%	
Essential	9.4%		19.0%	
Influencing social values		146		114
Essential	13.9%		25.8%	
Participating in a community action program		146		114
Essential	10.9%		24.3%	
Helping to promote racial understanding		145		114
Not Important	14.8%		5.9%	
Essential	11.0%		28.9%	
Keeping up to date with political affairs		146		114
Essential	16.3%		29.5%	
Becoming a community leader		146		114
Essential	17.0%		29.5%	
In the past year, how often have you:				
Discussed politics		156		129
Not at All	19.2%		10.7%	
Publicly communicated my opinion about a cause (e.g., blog, email, petition)		156		129
Not at All	56.4%		42.4%	
Frequently	7.4%		18.6%	
Racial discrimination is no longer a major problem in America		152		119
Strongly Disagree	28.6%		46.9%	
Marijuana should be legalized		152		119
Strongly Agree	20.7%		31.7%	

* N is the post-stratified sample size.

Question	None	N*	Some	N*
Students from disadvantaged social backgrounds should be given preferential treatment in college admissions Strongly Disagree	27.4%	151	12.7%	119
Women should receive the same salary opportunities for advancement as men in comparable positions Strongly Agree	81.1%	151	90.6%	119
Highschool				
From what kind of high school did you graduate? Public school (not charter or magnet)	34.8%	163	60.1%	133
Private independent college-prep school	46.3%		22.9%	
How many weeks this summer did you participate in a bridge program at this institution? 0	89.6%	163	96.1%	133
To what extent are the following statements true to you:				
I have a strong sense of belonging to a community of scientists Strongly Agree	6.7%	150	18.0%	115
I derive great personal satisfaction from working on a team that is doing important research Strongly Agree	14.7%	150	29.0%	115
I think of myself as a scientist Strongly Agree	5.6%	150	12.8%	115
I feel like I belong in the field of science Strongly Agree	10.7%	150	23.6%	115
Choice				
In deciding to go to college, how important to you was each of the following reasons:				
To learn more about things that interest me Very Important	85.3%	154	93.6%	123
To get training for a specific career Not Important	7.4%	155	1.5%	123
Very Important	59.3%		78.1%	
To prepare myself for graduate or professional school Very Important	71.4%	155	85.5%	123

* N is the post-stratified sample size.

Question	None	N*	Some	N*
How important was each of the following reasons in your decision to come here (this particular college)?				
This college's graduates gain admission to top graduate/professional schools		150		114
Very Important	48.6%		63.9%	
This college's graduates get good jobs		150		114
Not Important	6.7%		1.0%	
I was attracted by the religious affiliation/orientation of this college		151		114
Not Important	75.6%		60.7%	
I wanted to go to a school about the size of this college		150		114
Very Important	79.6%		63.0%	
I was offered financial assistance		150		115
Not Important	68.0%		36.1%	
Very Important	18.8%		46.4%	
The cost of attending this college		151		115
Not Important	60.6%		28.3%	
Very Important	17.0%		35.0%	
Not offered aid by first choice		150		114
Not Important	85.8%		68.9%	
Very Important	6.7%		14.7%	
Could not afford first choice		151		114
Not Important	86.0%		74.4%	
What is your best guess as to the chances that you will:				
Participate in a study abroad program		146		113
Very Good Chance	64.4%		51.6%	
Financial				
What factor is most likely to influence your decision to study abroad while a student at Wake Forest?				
The ability to pay and/or availability of scholarships		143		111
	9.2%		31.7%	
How much of your first year's educational expenses (room, board, tuition, and fees) do you expect to cover from each of the sources listed below?				
Family resources (parents, relatives, spouse, etc.)		158		133
\$1 - \$2,999	2.2%		16.8%	
\$15,000 +	81.5%		54.5%	
My own resources (savings from work, work-study, other income)		158		132
None	73.9%		39.1%	
\$1 - \$2,999	18.0%		39.7%	

* N is the post-stratified sample size.

Question	None	N*	Some	N*
Aid which need not be repaid (grants, scholarships, military funding, etc.)				
None	72.6%	157	37.5%	132
\$15,000 +	16.9%		46.3%	
Aid which must be repaid (loans, etc.)				
None	86.1%	158	54.4%	132
\$15,000 +	2.1%		12.1%	
Did you receive any of the following forms of financial aid?				
Work-study				
Yes	5.2%	163	32.1%	132
Pell Grant				
Yes	3.3%	163	15.1%	132
Need-based grants or scholarships				
Yes	9.7%	163	57.0%	133
Merit-based grants or scholarships				
Yes	19.2%	163	50.0%	133
What is your best guess as to the chances that you will:				
Get a job to help pay for college expenses				
No Chance	16.5%	146	1.9%	113
Very Good Chance	16.4%		40.3%	
During your last year in high school, how much time did you spend during a typical week:				
Working (for pay)				
Over 20 hours	3.2%	150	10.6%	115
What is your best estimate of your parents'/guardians' total income last year? Consider income from all sources before taxes.				
Less than \$100,000	11.4%	154	31.7%	133
\$500,000 or higher	38.8%		10.3%	
What is the highest level of formal education obtained by your parents/guardians				
Parent/Guardian 1				
High school or postsecondary school	3.7%	157	18.1%	129
Some college or college degree	29.2%		37.9%	
Some graduate school or Graduate degree	67.1%		44.0%	
Parent/Guardian 2				
High school or postsecondary school	9.3%	156	22.1%	126
Some college or college degree	46.7%		39.3%	
Some graduate school or Graduate degree	44.0%		38.6%	

* N is the post-stratified sample size.

Question	None	N*	Some	N*
Parent/Guardian 2 career aggregated		161		127
Homemaker/Stay-at-Home Parent	19.3%		6.1%	
Current employment status				
Parent/Guardian 2		162		130
Retired	15.2%		7.7%	
In the past year, how often have you:				
Felt hungry but did not eat because I didn't have enough money for food		156		129
Not at All	93.0%		80.1%	
As a reason in your decision to attend Wake Forest, how important was:				
The amount of financial aid that was awarded		143		111
Not important	71.1%		28.4%	
Very important	12.9%		54.6%	
How did your financial aid award from Wake Forest compare with what was offered by other schools to which you applied?				
Did not apply for financial aid		143		111
Larger	60.4%		19.8%	
	6.7%		28.2%	
How did your merit-based (non-need-based) scholarship award from Wake Forest compare to that which was offered by other schools?				
Not offered by WFU or others		142		112
Offered by WFU but not others	54.2%		30.7%	
Offered by WFU but not others	3.5%		9.9%	
Offered by others but not WFU	30.8%		16.1%	
Offered more from WFU	7.7%		25.5%	
Offered less from WFU	3.8%		17.8%	

Disengagement / Health

In the past year, how often have you:				
Been late to class		156		129
Frequently	3.9%		10.0%	
Fallen asleep in class		156		129
Not at All	72.2%		60.7%	
Frequently	1.4%		6.0%	
Rate yourself on each of the following traits as compared with the average person your age:				
Physical health		153		121
Highest 10%	23.5%		10.2%	

* N is the post-stratified sample size.

Question	None	N*	Some	N*
During your last year in high school, how much time did you spend during a typical week:				
Socializing with friends in person		150		115
0 to 10 hours	59.6%		71.2%	
11 to Over 20 hours	40.4%		28.8%	
Partying		150		115
None	19.2%		36.6%	
In the past year, how often have you:				
Consumed wine or liquor		156		129
Frequently	13.7%		5.9%	

Career / Future plan

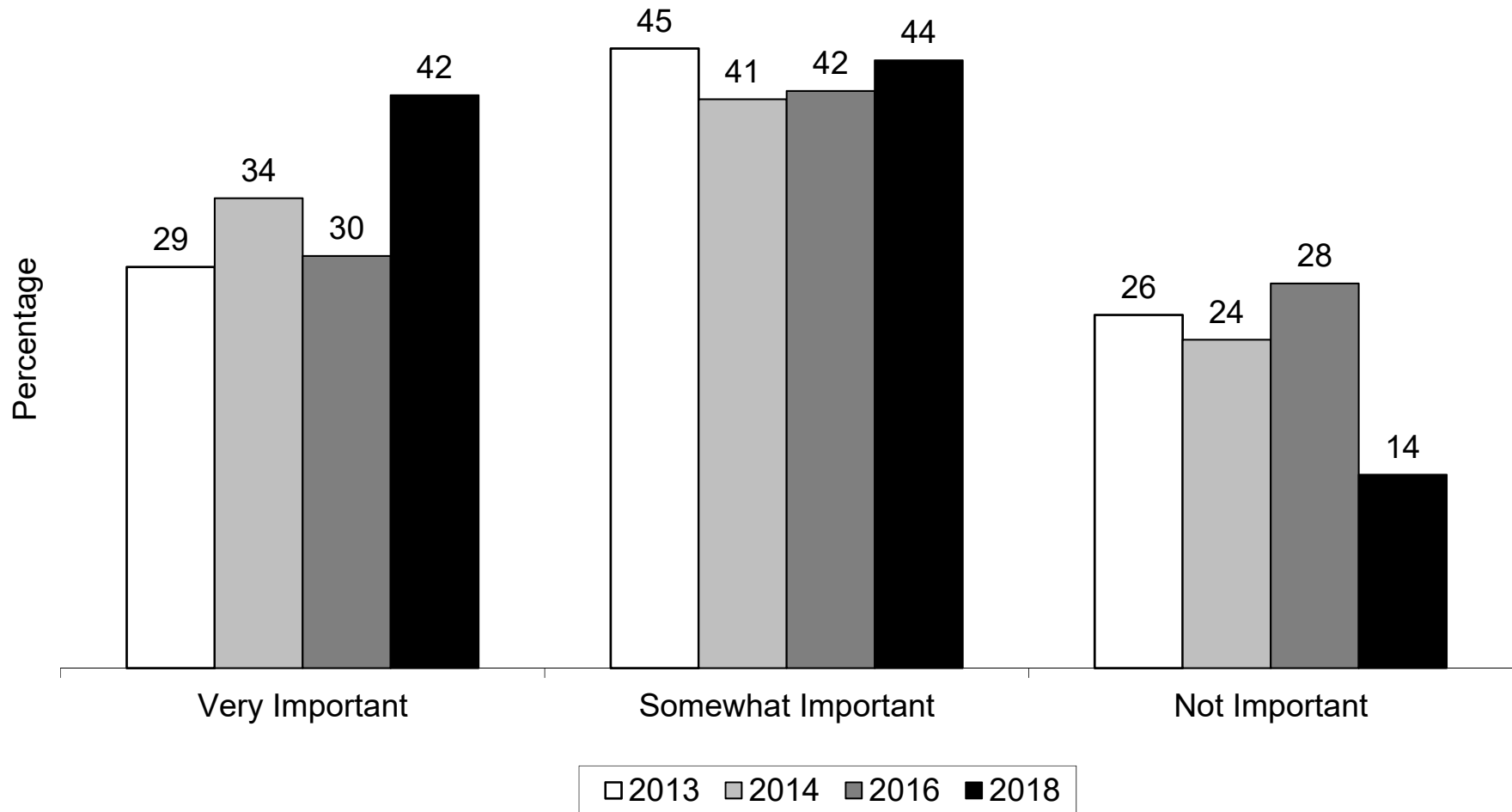
What is your best guess as to the chances that you will:				
Change career choice		146		113
No Chance	1.5%		7.6%	
Take a course exclusively online		146		113
No Chance	20.1%		33.6%	
What is the highest academic degree that you intend to obtain? Highest planned		156		131
Masters degree (M.A., M.S., M.B.A., etc.)	49.9%		28.9%	
Professional Doctorate (Ed.D., Psy.D., etc.)	5.1%		12.1%	
What is the highest academic degree that you intend to obtain? Highest planned at this college		156		131
Bachelors Degree (B.S., B.A., etc.)	77.6%		66.4%	
Masters degree (M.A., M.S., M.B.A., etc.)	8.7%		19.5%	
Please indicate the importance to you personally of each of the following:				
Making a theoretical contribution to science		146		114
Not Important	44.4%		30.3%	
Student's major aggregated		155		130
Biological Sciences	11.3%		20.7%	
Business	33.7%		18.4%	
History or Political Science	6.1%		13.9%	
Do you consider yourself:				
Pre-Med		162		130
Yes	23.0%		33.9%	
Student's probable career aggregated		163		131
Business	33.1%		18.6%	
Doctor (MS or DDS)	14.1%		23.1%	
Lawyer	3.6%		9.8%	
Undecided	24.8%		13.6%	

* N is the post-stratified sample size.

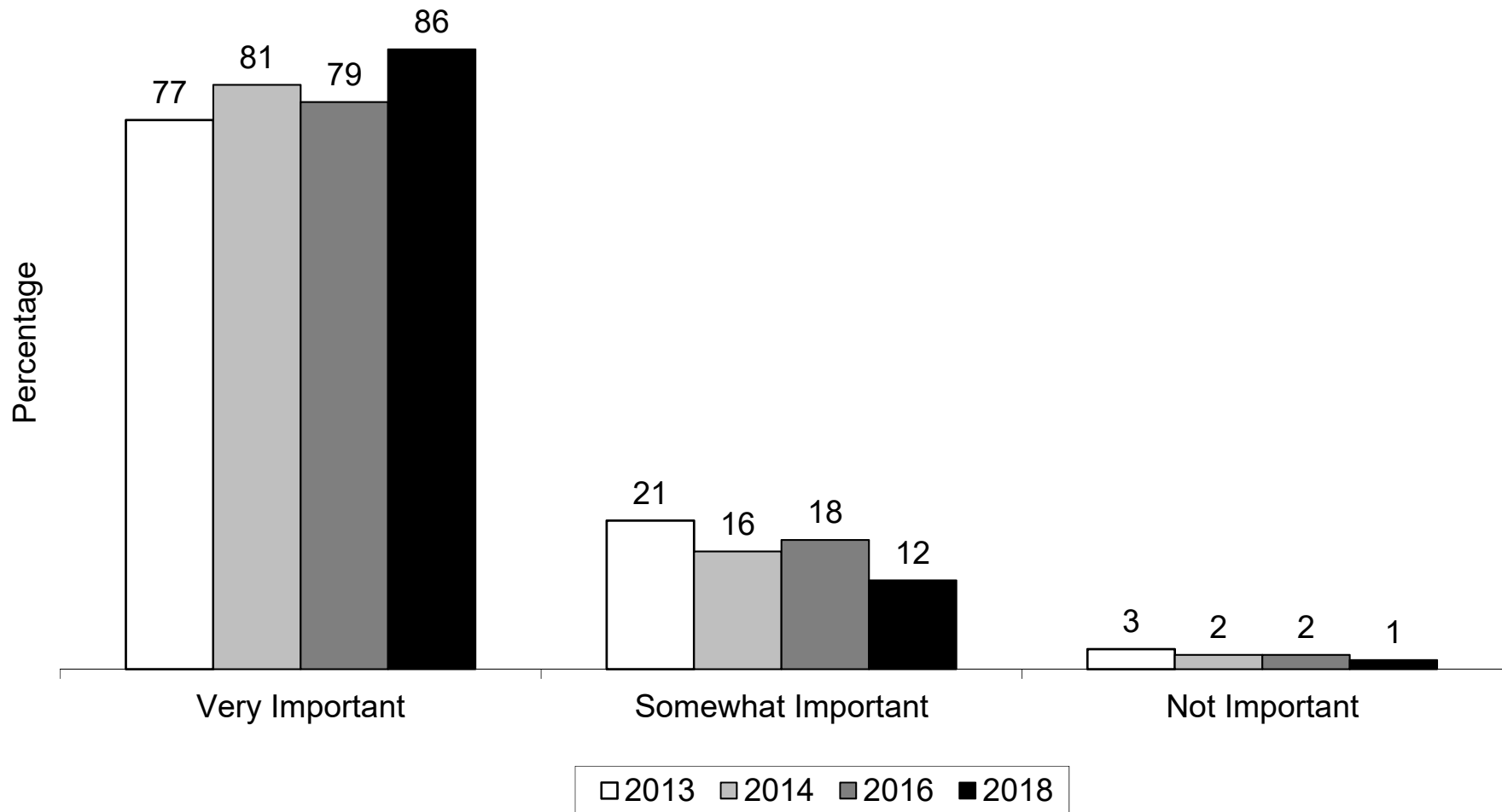
Longitudinal Graphs of WFU Questions

2013 average $n \approx 575$
2014 average $n \approx 790$
2016 average $n \approx 553$
2018 average $n \approx 313$

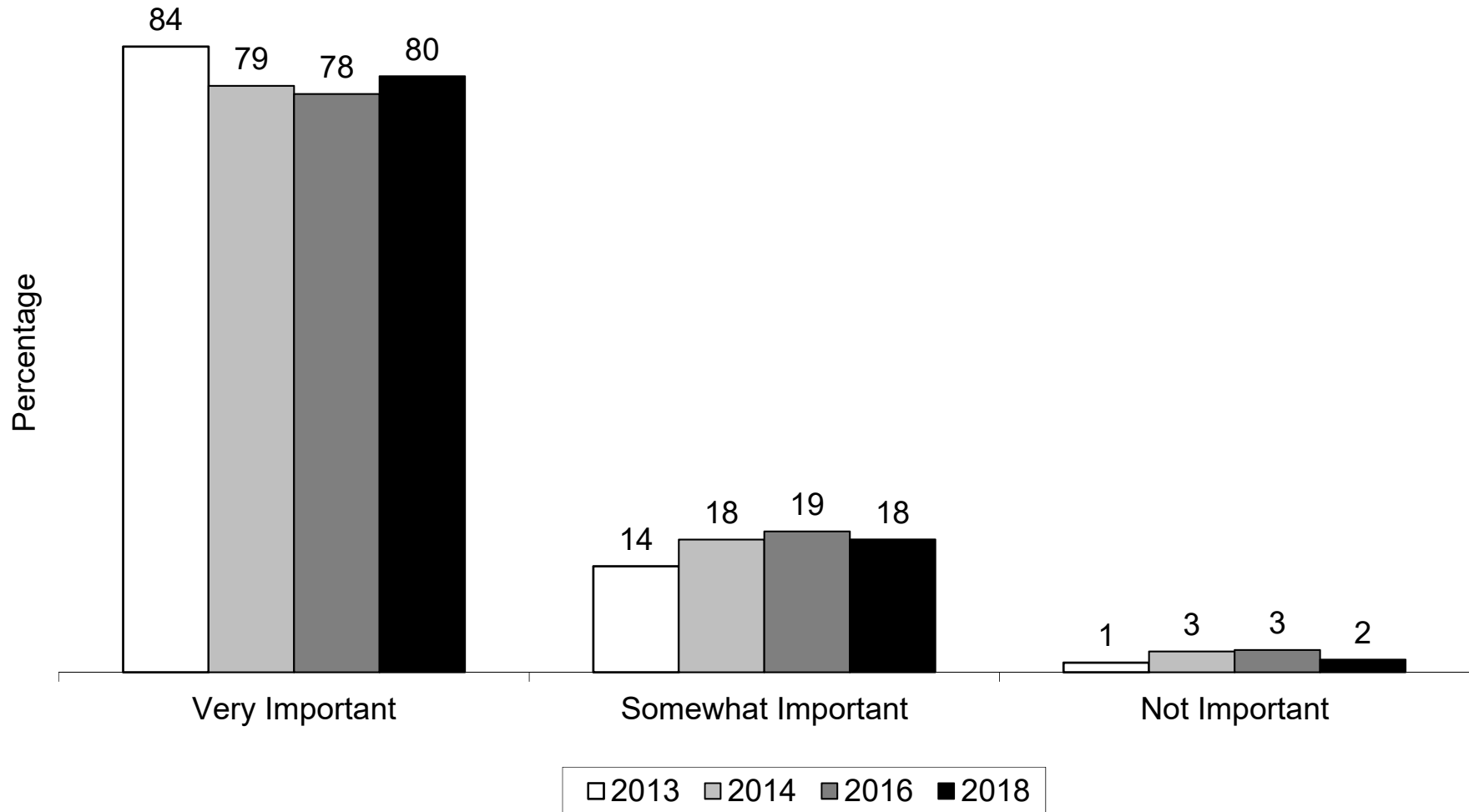
As a reason in your decision to attend Wake Forest, how important was the opportunity to participate in collaborative research with a professor?



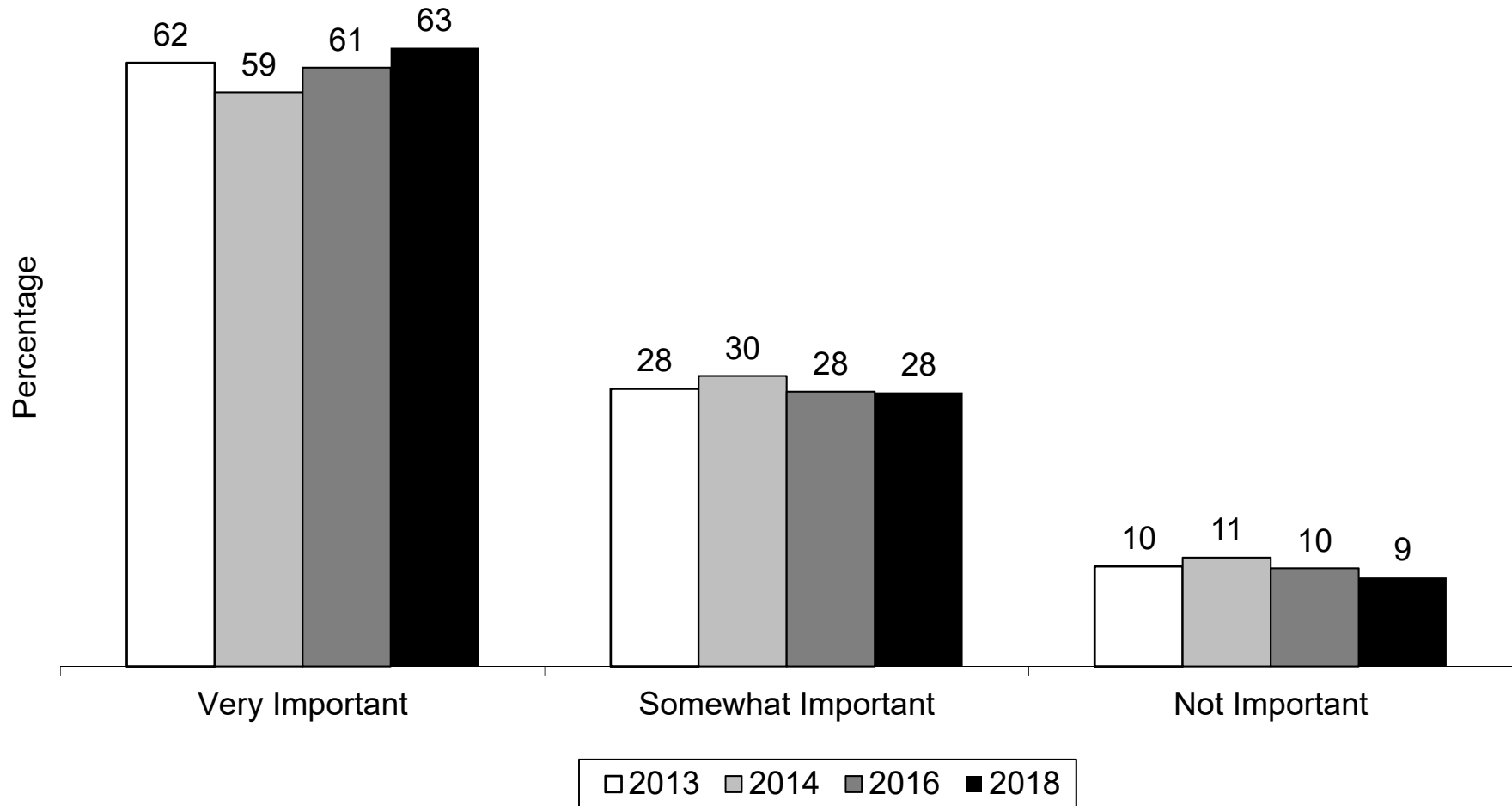
As a reason in your decision to attend Wake Forest, how important was the opportunity to get to know your professors?



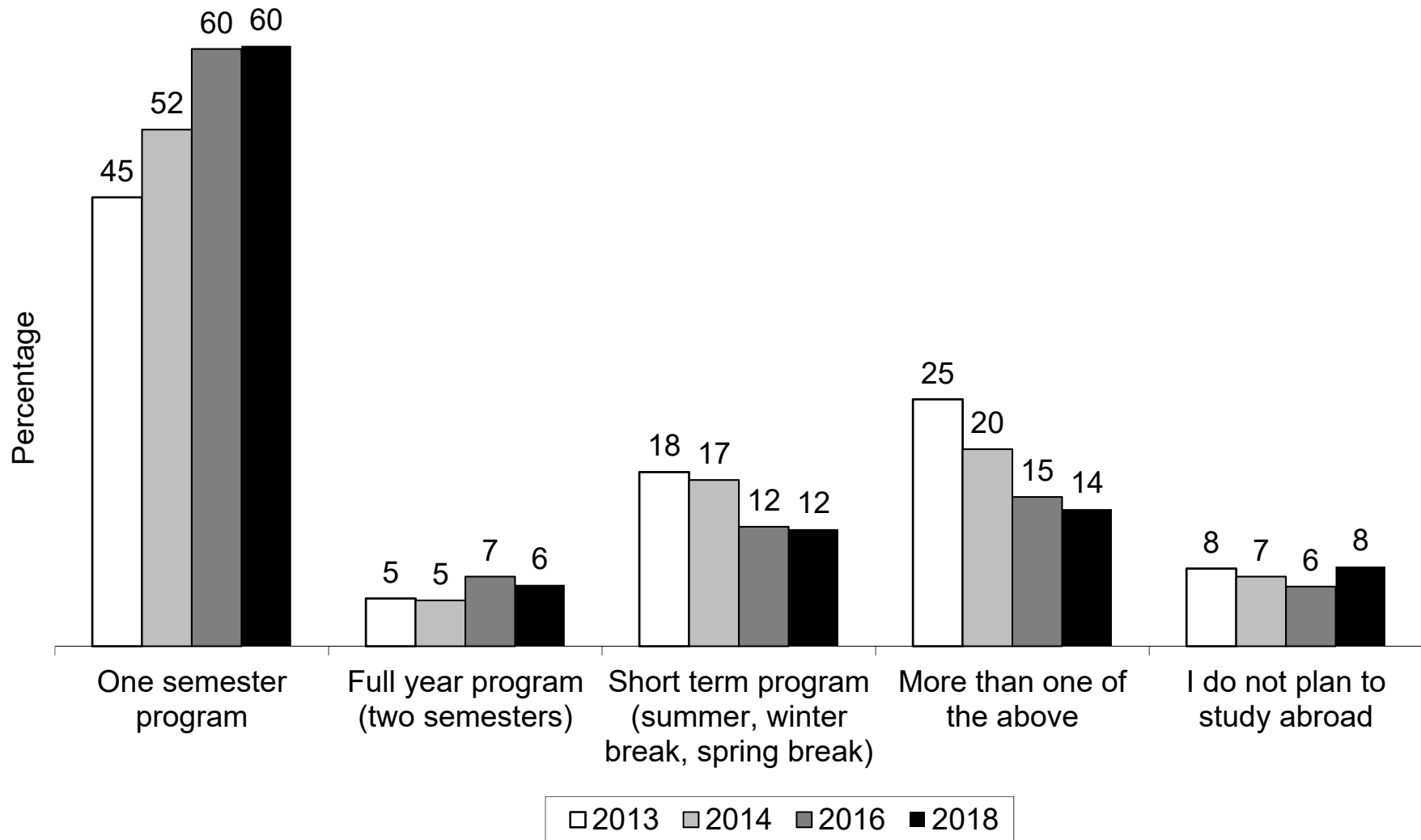
As a reason in your decision to attend Wake Forest, how important was the opportunity to participate in small classes?



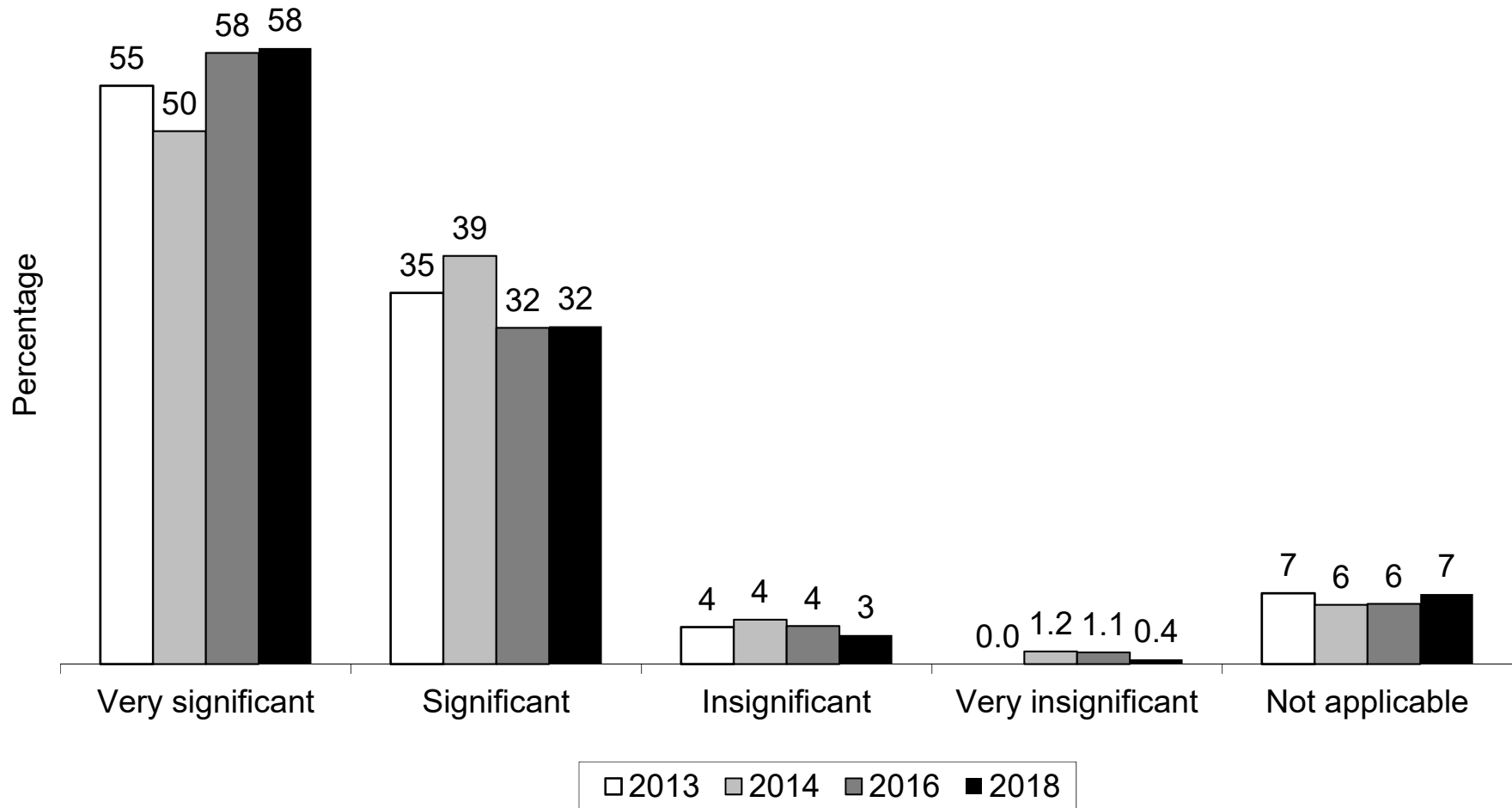
As a reason in your decision to attend Wake Forest, how important was the opportunity for studying abroad?



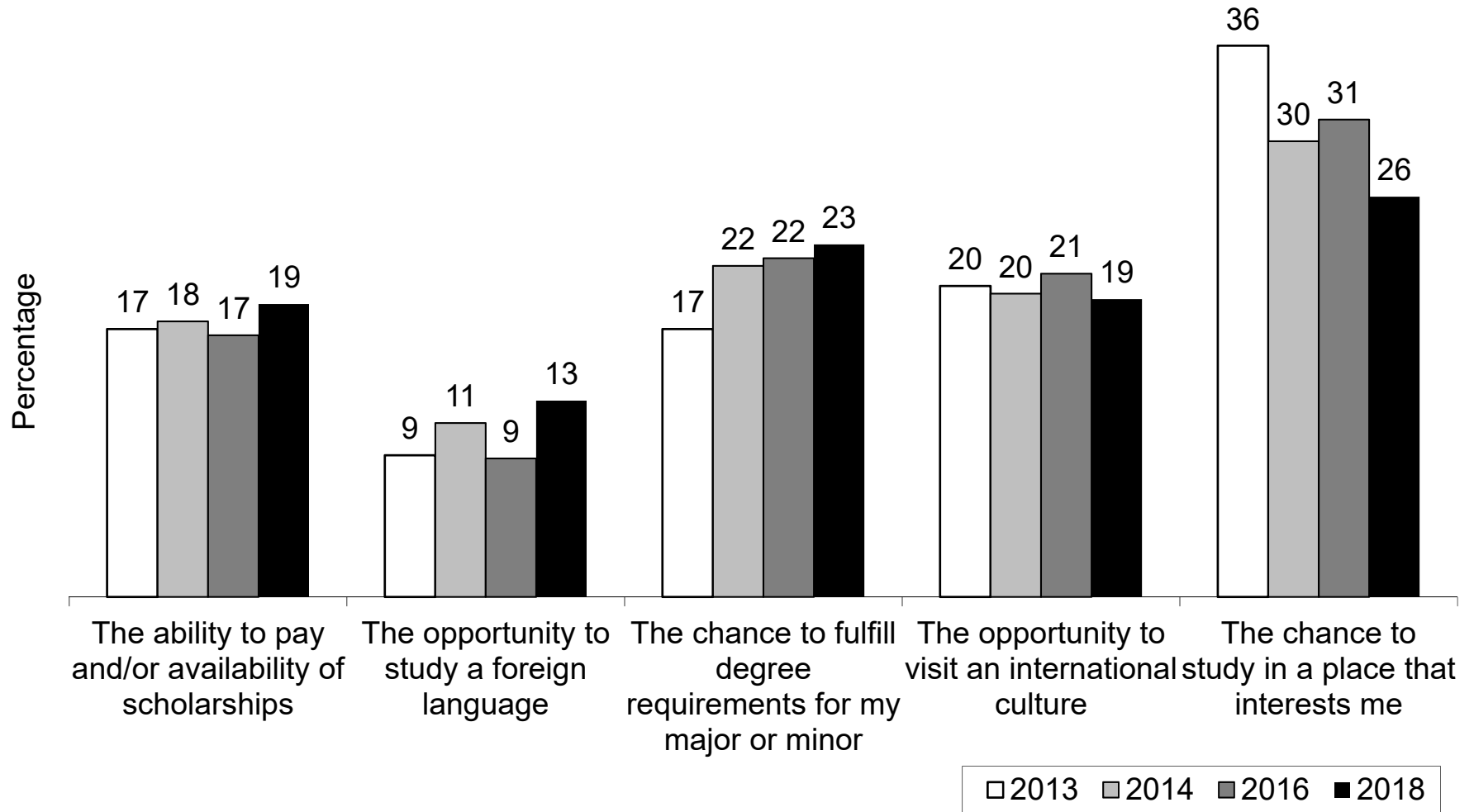
What type of Study abroad program(s) would you like to participate in while a student at Wake Forest?



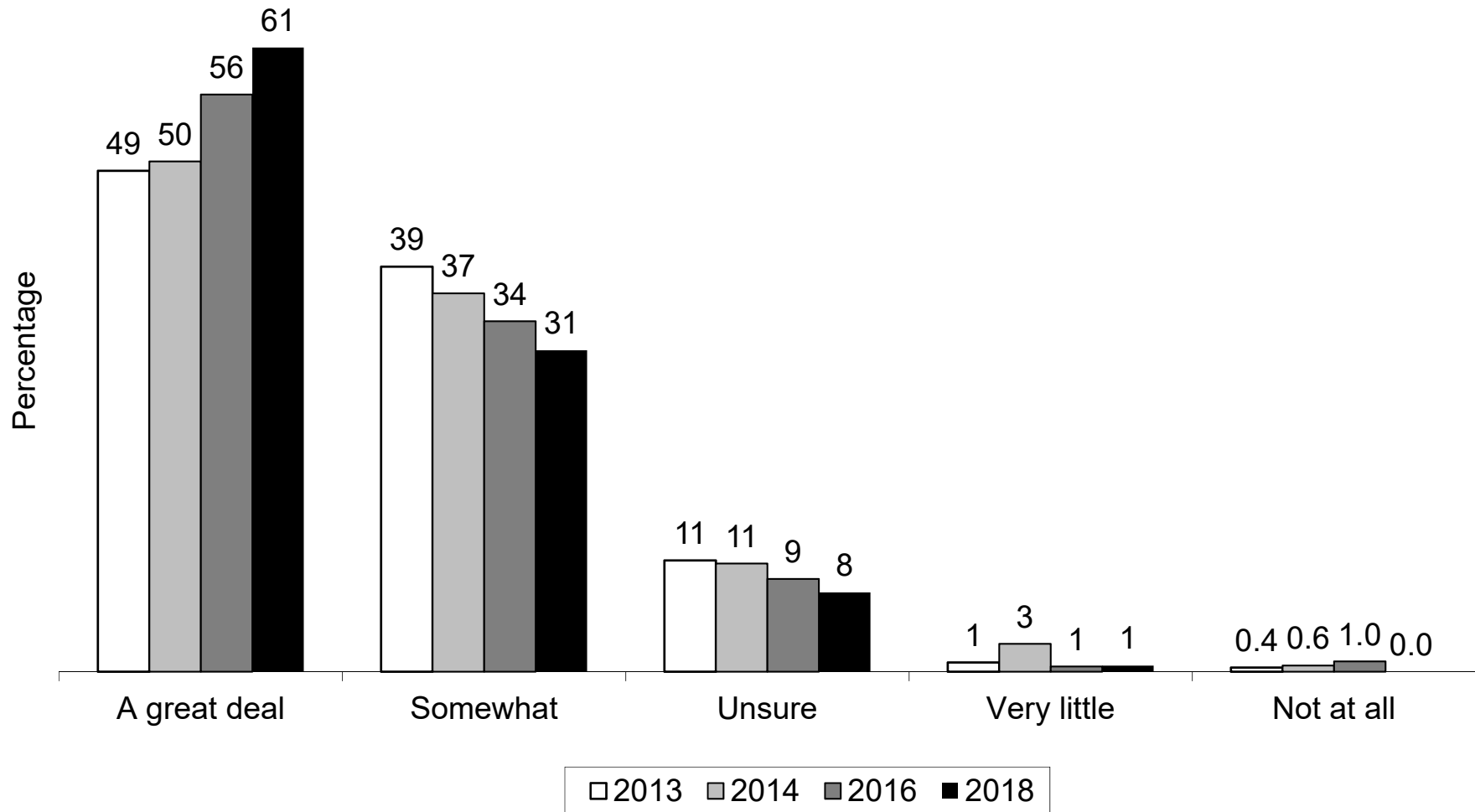
If you are planning to study abroad while a student at Wake Forest, how would you regard this experience as a part of your education?



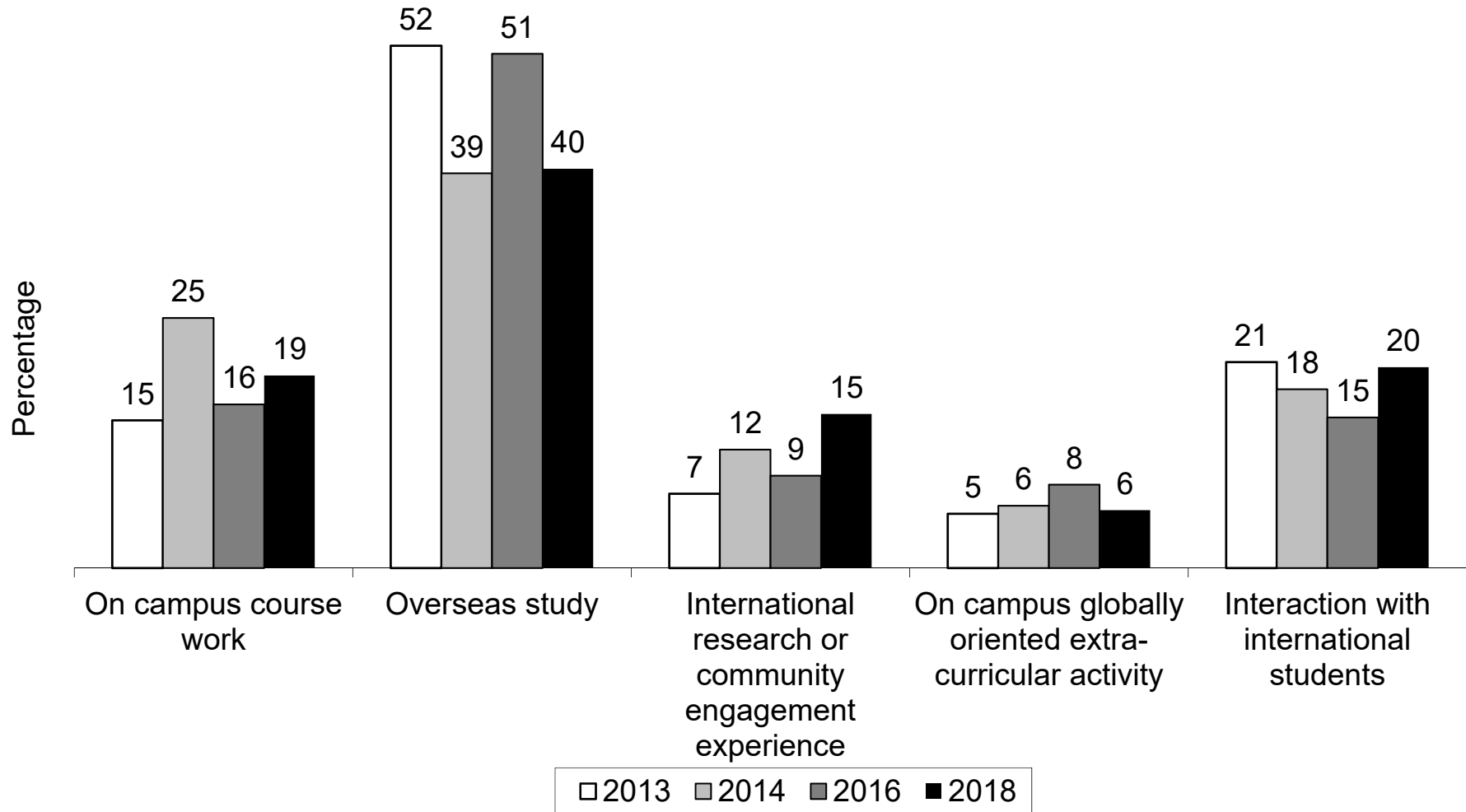
What factor is most likely to influence your decision to study abroad while a student at Wake Forest?



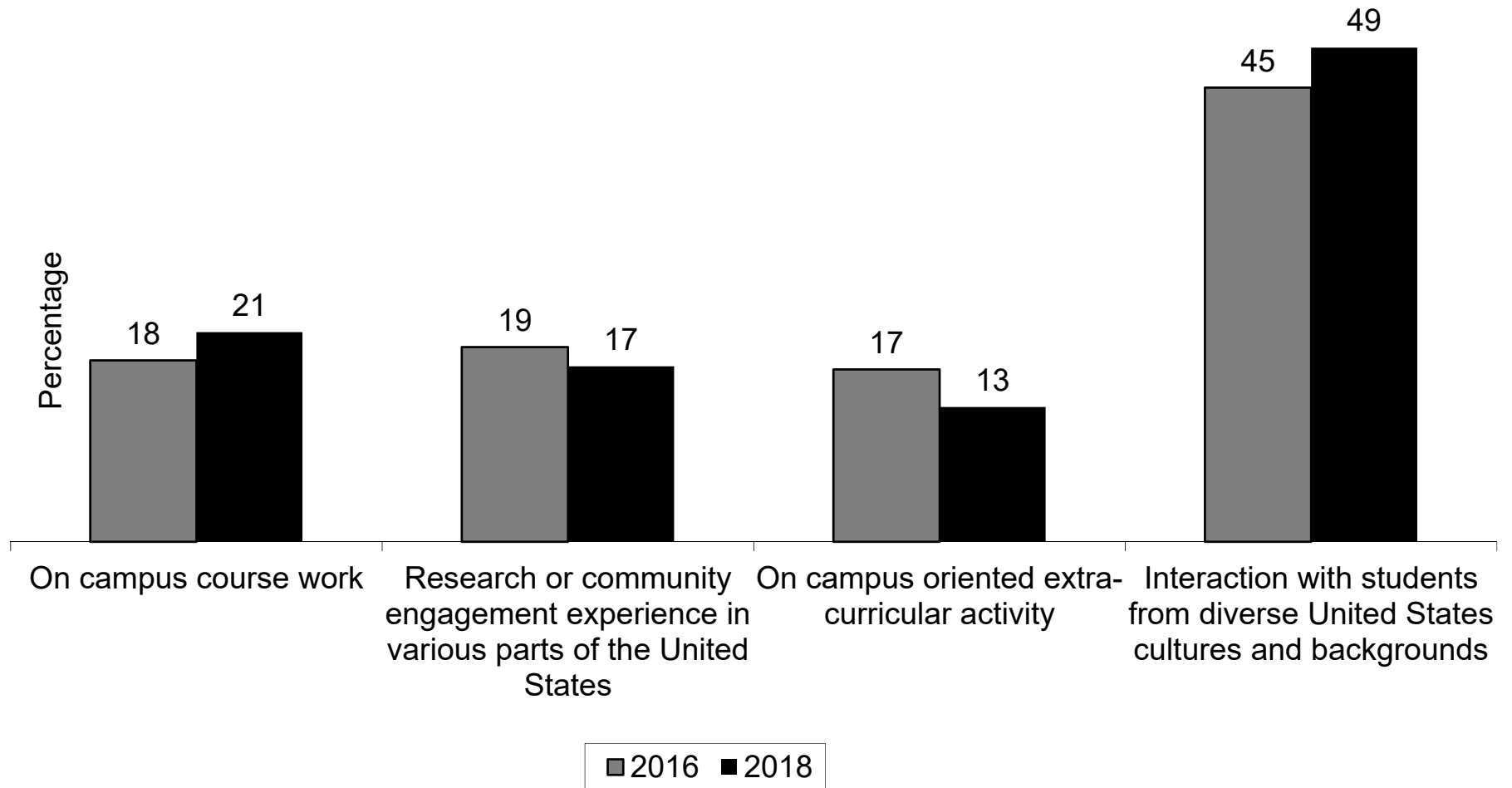
To what extent do you think your college education will enhance your understanding of international cultures and societies?



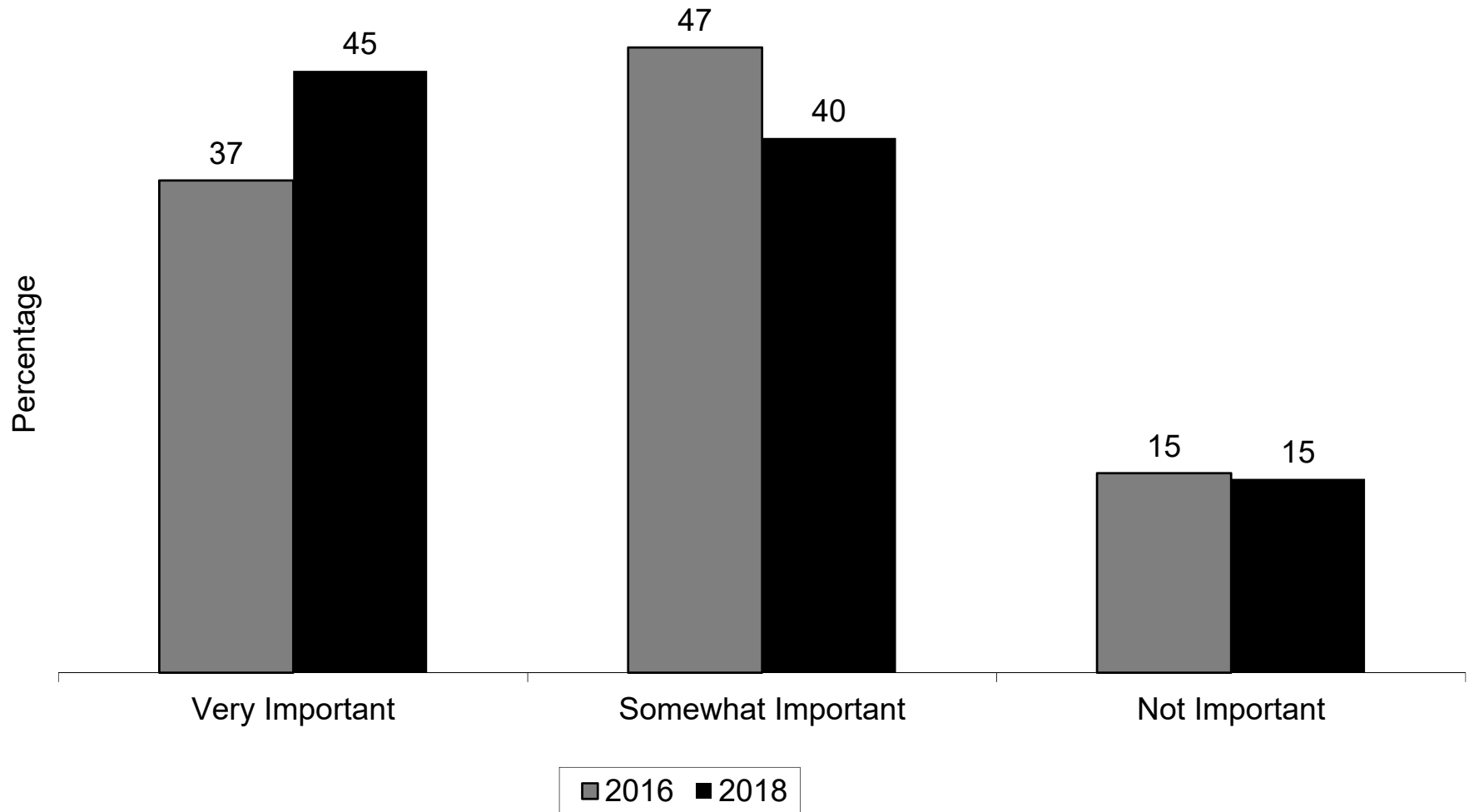
What one experience at Wake Forest do you think will be most significant in shaping your understanding of international cultures and societies?



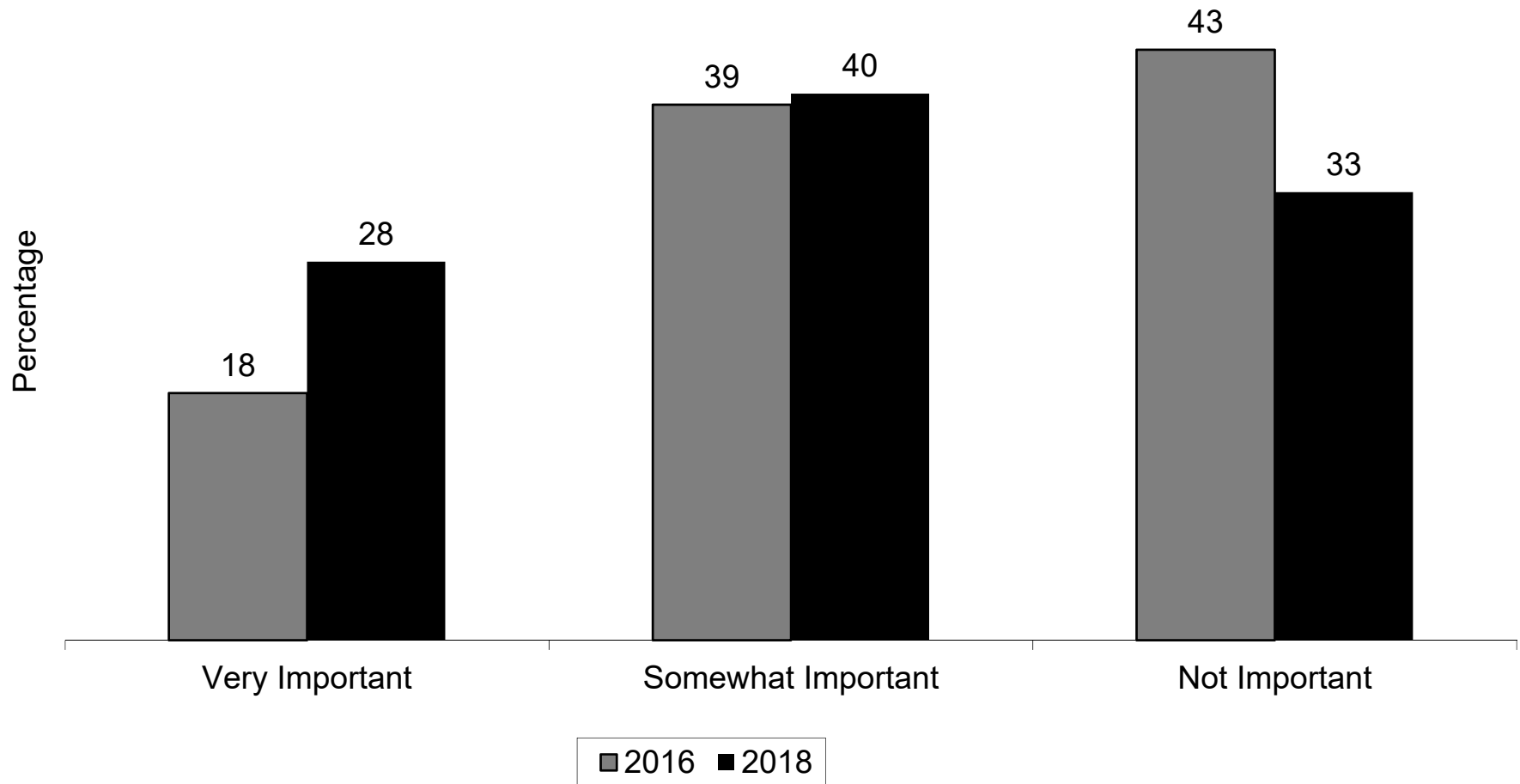
What one experience at Wake Forest do you think will be most significant in shaping your understanding of diverse United States cultures and societies?



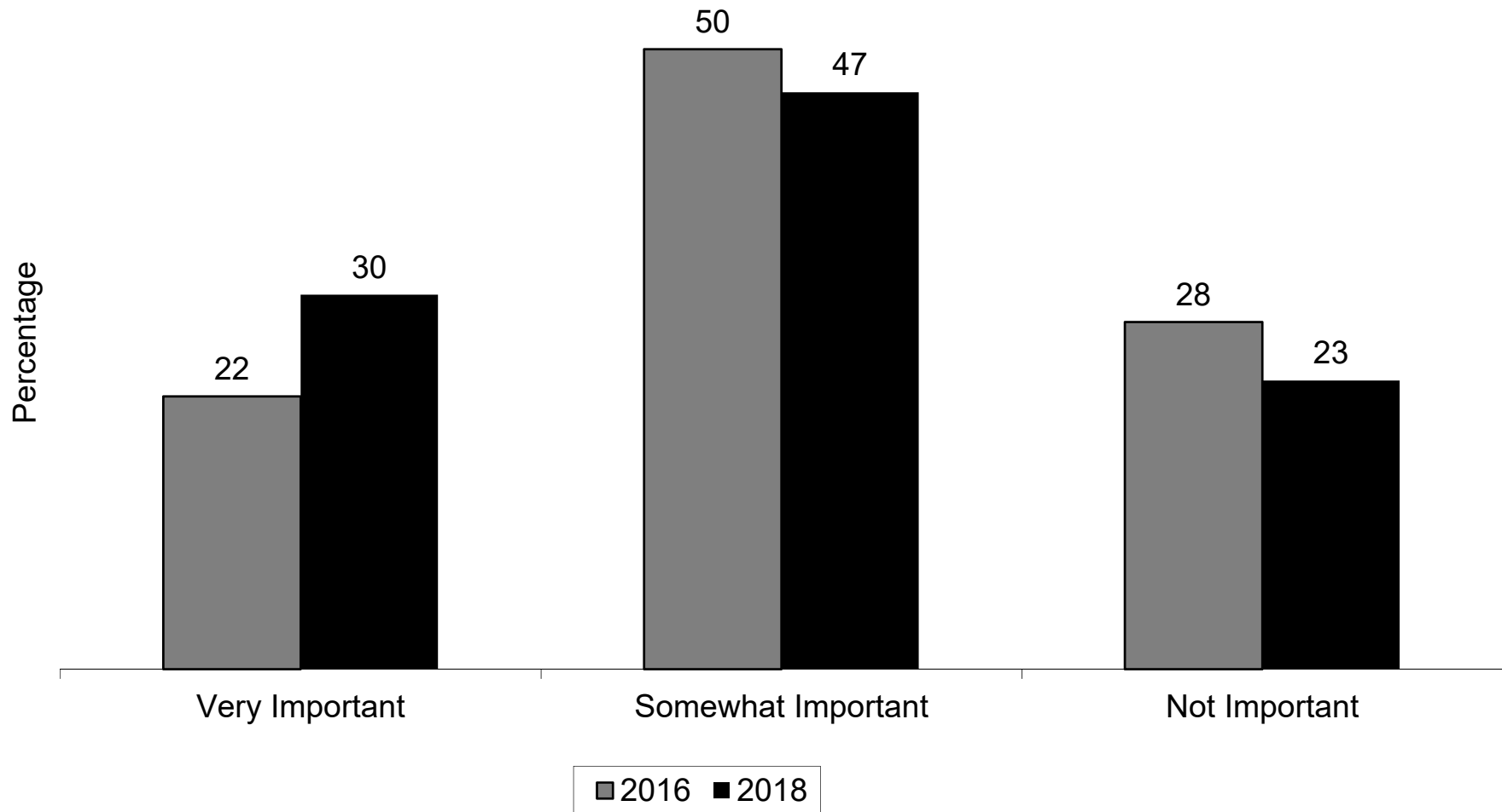
As a reason in your decision to attend Wake Forest, how important was the opportunity to get to know people from a race, ethnicity, and/or country different from your own?



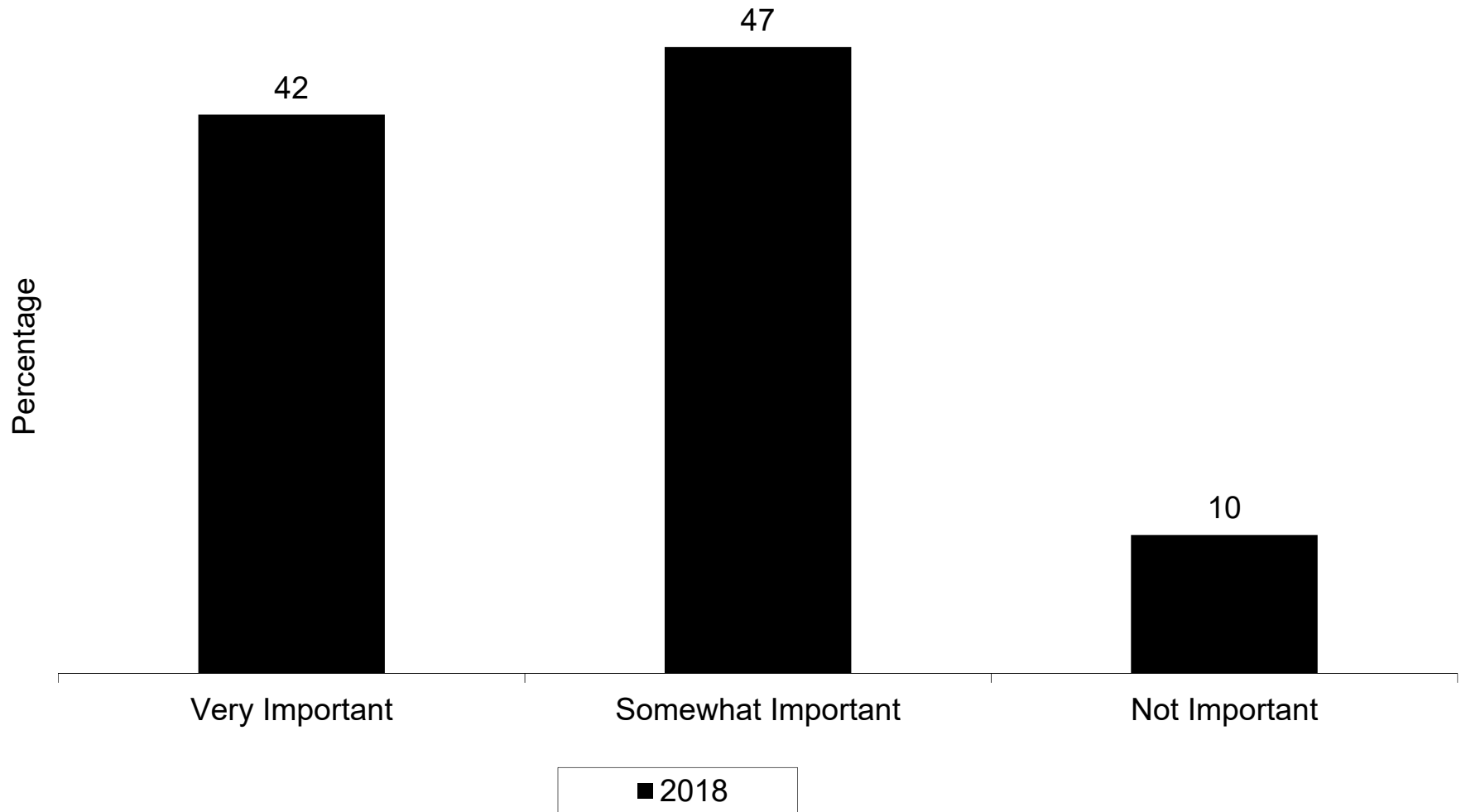
As a reason in your decision to attend Wake Forest, how important was the opportunity to get to know people from a sexual orientation/gender identity different from your own?



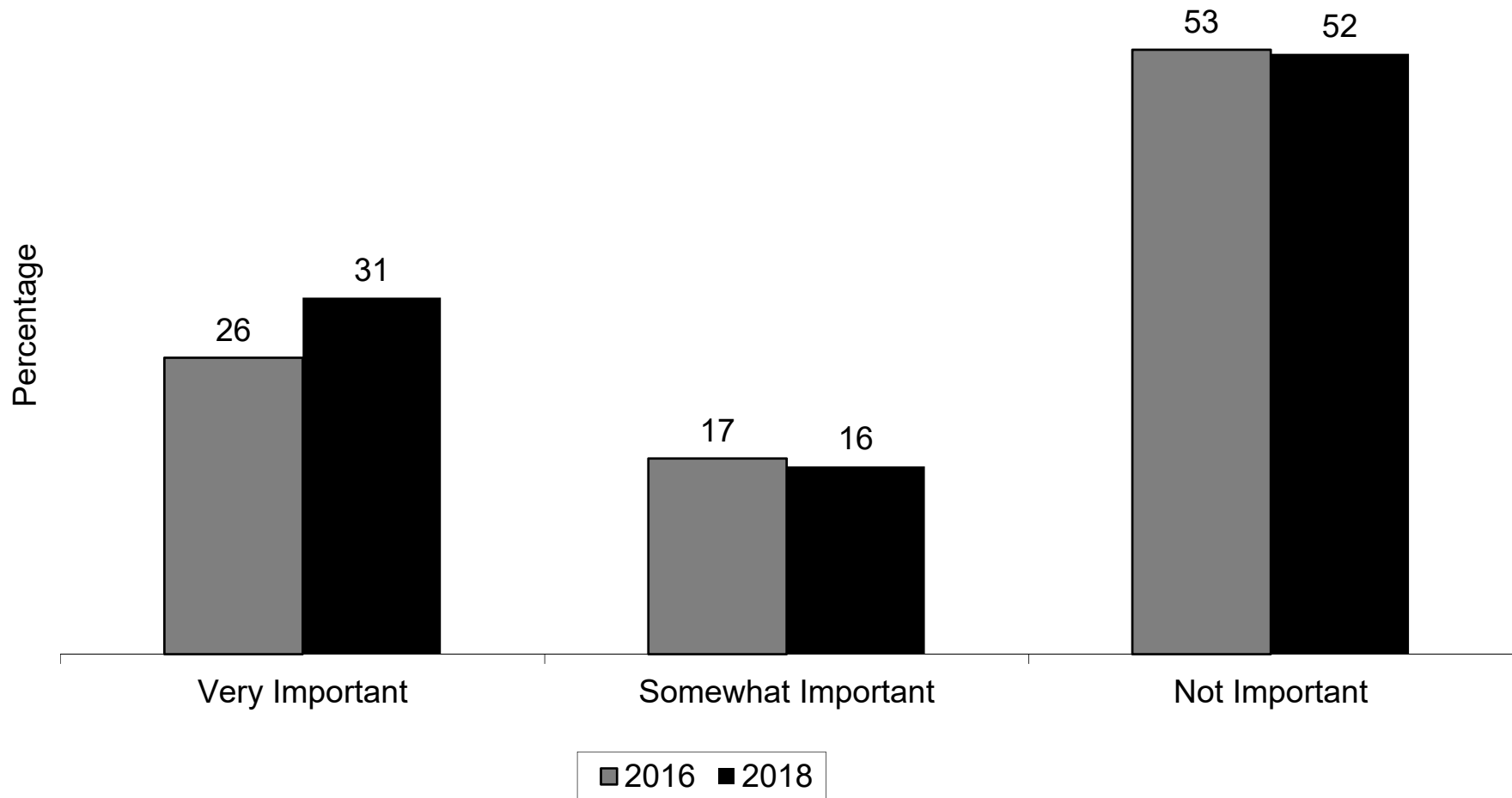
As a reason in your decision to attend Wake Forest, how important was the opportunity to get to know people from a socio-economic group different from your own?



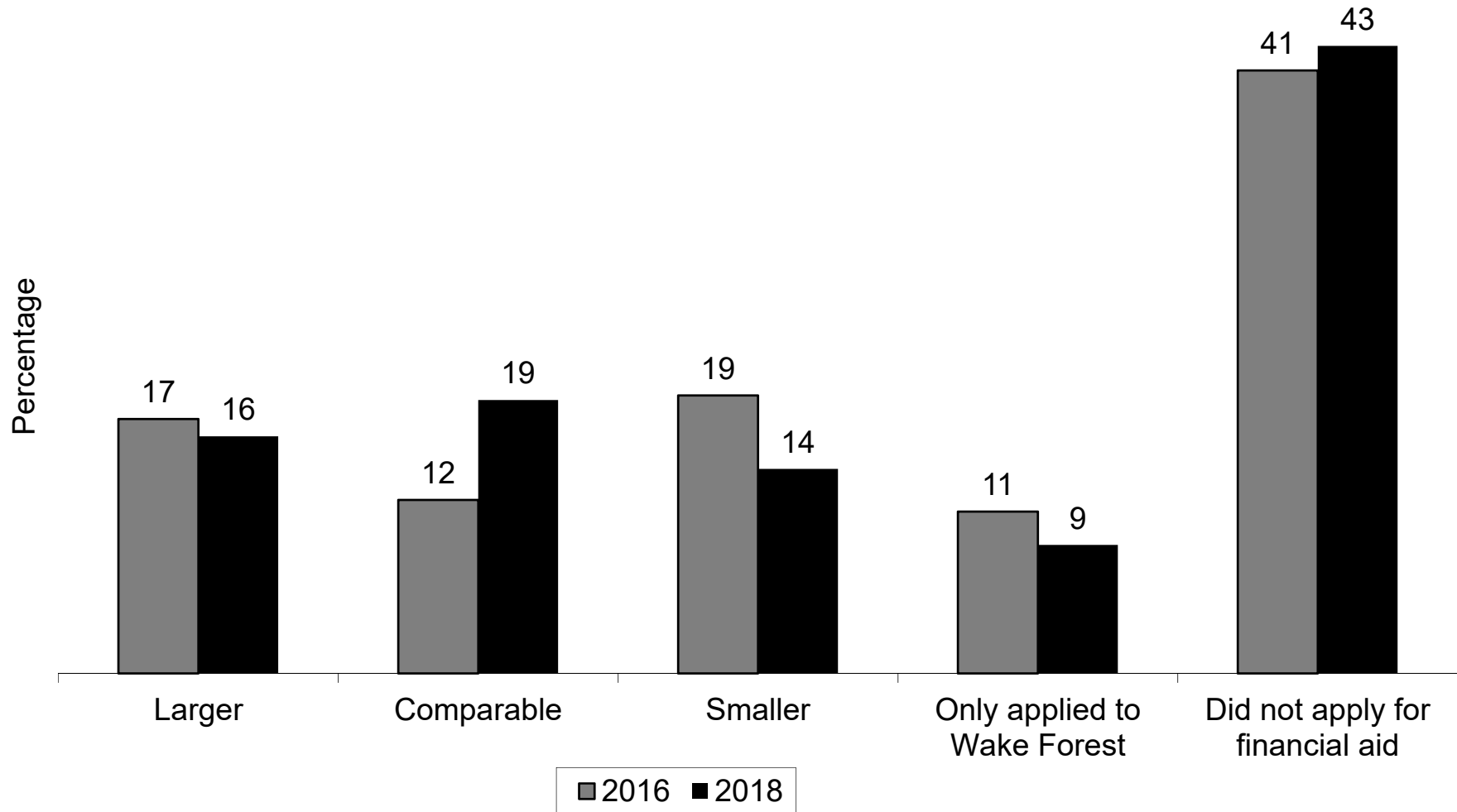
As a reason in your decision to attend Wake Forest, how important was the opportunity to participate in community engagement with residents of the surrounding community?



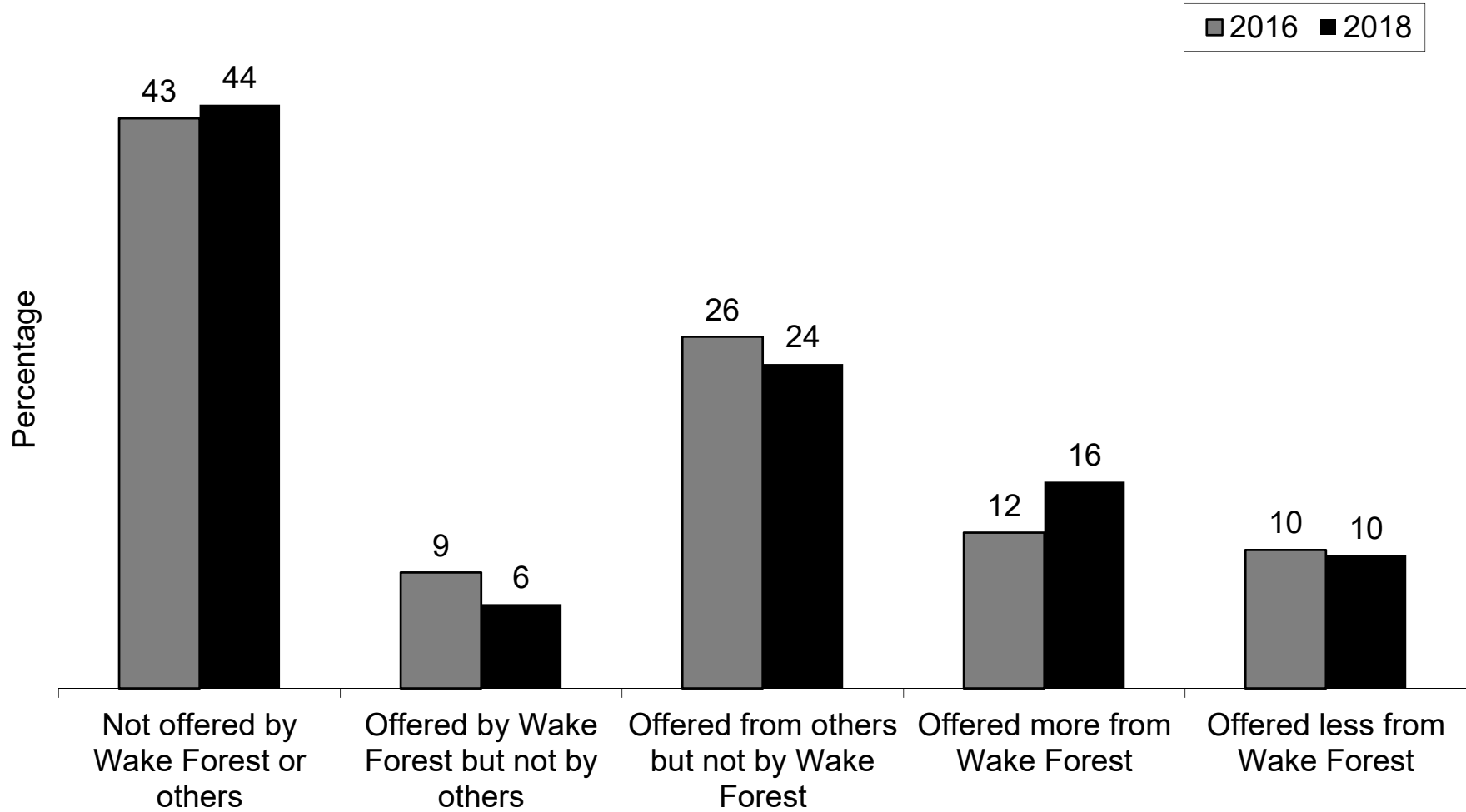
As a reason in your decision to attend Wake Forest, how important was the amount of financial aid that was awarded?



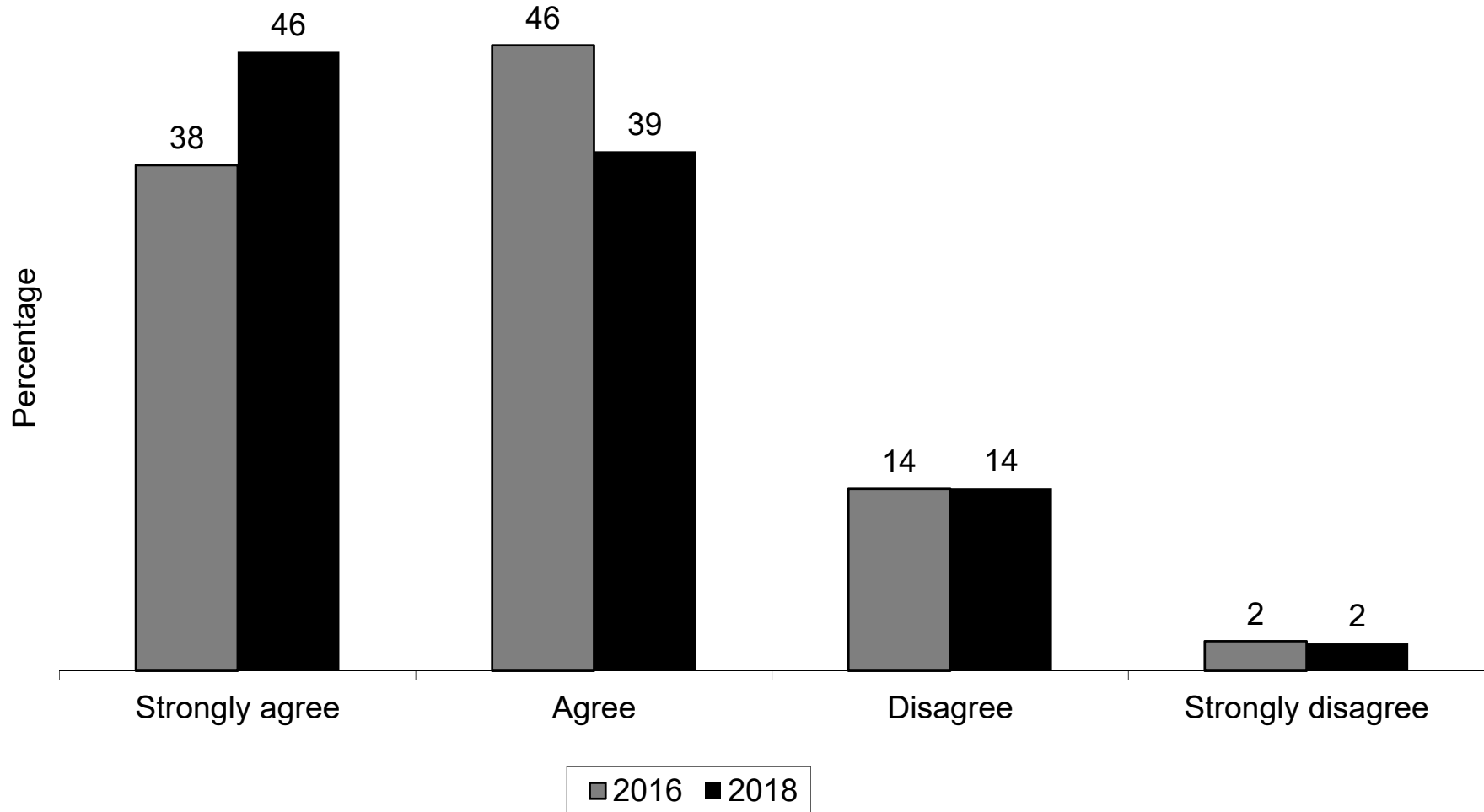
How did your financial aid award from Wake Forest compare with what was offered by other schools to which you applied?



How did your merit-based (non-need-based) scholarship award from Wake Forest compare to that which was offered by other schools?



As a student at Wake Forest, I am more eager to take classes across a broad range of disciplines (i.e., the liberal arts) rather than to specialize in a particular area of interest.



Administering Institutions 2018

ACE	Institution	State
Public 4yr Colleges - medium selectivity		
5010	California State University-Long Beach	CA *
2435	Citadel Military College of South Carolina	SC *
7241	Ramapo College of New Jersey	NJ *
7028	SUNY at Purchase College	NY *
1878	SUNY College at Potsdam	NY *
7026	The Richard Stockton College of New Jersey	NJ *
1456	University of Central Missouri	MO
5773	University of Massachusetts-Dartmouth	MA *
6400	University of Michigan-Flint	MI *
2	University of Montevallo	AL *
Public 4yr Colleges - high selectivity		
471	New College of Florida	FL *
4894	SUNY Polytechnic Institute	NY *
341	United States Air Force Academy	CO
380	United States Coast Guard Academy	CT *
1893	United States Military Academy	NY *
1100	United States Naval Academy	MD *
1929	University of North Carolina at Asheville	NC *
9119	University of South Florida Sarasota-Manatee	FL *

ACE	Institution	State
Private/Nonsectarian 4yr Colleges - high selectivity		
1141	Babson College	MA *
2931	Beloit College	WI *
2751	Bennington College	VT *
2247	Dickinson College	PA *
2446	Furman University	SC *
2263	Gettysburg College	PA *
1755	Hobart William Smith Colleges	NY *
1272	Kalamazoo College	MI *
652	Knox College	IL *
2947	Lawrence University	WI *
2194	Lewis & Clark College	OR *
1846	St Lawrence University	NY *
2063	The College of Wooster	OH *
2844	University of Puget Sound	WA *
2215	Willamette University	OR *

ACE	Institution	State
Catholic 4yr Colleges - low selectivity		
1752	College of Mount Saint Vincent	NY *
152	Holy Names University	CA *
1187	Regis College	MA *
435	Trinity Washington University	DC
374	University of Saint Joseph	CT *
5517	Villa Maria College-Buffalo	NY *
5562	Walsh University	OH *
1026	Xavier University of Louisiana	LA

ACE	Institution	State
Private/Nonsectarian 4yr Colleges - medium selectivity		
948	Berea College	KY *
503	Berry College	GA *
2794	Hollins University	VA *
653	Lake Forest College	IL *
199	Mills College	CA
1809	Nazareth College	NY *
683	Principia College	IL *
685	Rockford University	IL *
1188	Simmons College	MA
502	Spelman College	GA
473	Stetson University	FL *
476	The University of Tampa	FL *
789	Wabash College	IN
1988	Warren Wilson College	NC *
5035	Western New England University	MA *
274	Westmont College	CA *

ACE	Institution	State
Private/Nonsectarian 4yr Colleges - very high selectivity		
1042	Bates College	ME *
147	Claremont McKenna College	CA *
1044	Colby College	ME *
834	Grinnell College	IA *
1776	Hamilton College	NY *
180	Harvey Mudd College	CA *
2267	Haverford College	PA *
207	Occidental College	CA *
2209	Reed College	OR *
1884	Union College-Schenectady	NY
2867	Whitman College	WA *

ACE	Institution	State
Catholic 4yr Colleges - high selectivity		
1152	College of the Holy Cross	MA *
362	Fairfield University	CT *
2847	Gonzaga University	WA *
7560	Loyola Marymount University	CA *
1086	Loyola University-Baltimore	MD *
2347	Villanova University	PA *

ACE	Institution	State
Catholic 4yr Colleges - medium selectivity		
7072	Benedictine College	KS *
1573	Creighton University	NE *
687	Dominican University	IL *
655	Lewis University	IL *
1176	Merrimack College	MA *
2409	Providence College	RI *
781	Saint Mary's College	IN *
2974	Saint Norbert College	WI *
2648	St. Mary's University	TX *
1276	University of Detroit Mercy	MI *

ACE	Institution	State
Other Religious 4yr Colleges - very low selectivity		
1243	Adrian College	MI *
1934	Bennett College for Women	NC *
455	Bethune-Cookman University	FL *
131	California Baptist University	CA *
1941	Chowan University	NC *
1005	Dillard University	LA *
2788	Ferrum College	VA *
961	Georgetown College	KY *
1959	Livingstone College	NC *
5566	Oklahoma Wesleyan University	OK *
1949	St. Andrews University	NC *
2214	Warner Pacific College	OR *
2355	Wilson College	PA *

Other Religious 4yr Colleges - low selectivity		
1245	Alma College	MI *
2432	Anderson University-South Carolina	SC *
2433	Benedict College	SC *
2786	Eastern Mennonite University	VA *
461	Florida Memorial University	FL *
758	Goshen College	IN *
2283	Lycoming College	PA *
2805	Randolph College	VA *
2553	Southern Adventist University	TN *
105	Williams Baptist College	AR *

ACE	Institution	State
Private HBCU		
2433	Benedict College	SC *
1934	Bennett College for Women	NC *
455	Bethune-Cookman University	FL *
507	Clark Atlanta University	GA *
1005	Dillard University	LA *
461	Florida Memorial University	FL *
2622	Jarvis Christian College	TX *
1956	Johnson C Smith University	NC *
1959	Livingstone College	NC *
502	Spelman College	GA *
1026	Xavier University of Louisiana	LA *

ACE	Institution	State
Other Religious 4yr Colleges - medium selectivity		
2519	Belmont University	TN *
6667	Corban University	OR *
464	Eckerd College	FL *
1164	Gordon College-Wenham	MA *
5199	Grace College and Theological Seminary	IN *
1953	Guilford College	NC *
642	Illinois College	IL *
2622	Jarvis Christian College	TX *
841	Luther College	IA *
2290	Messiah College	PA *
1412	Millsaps College	MS *
844	Morningside College	IA *
848	Northwestern College-Orange City	IA *
2163	Oklahoma City University	OK *
1978	Salem College	NC *
783	Taylor University	IN *
5742	The Master's College and Seminary	CA *
787	Valparaiso University	IN *
2868	Whitworth University	WA *

Other Religious 4yr Colleges - high selectivity		
141	Chapman University	CA *
1344	Macalester College	MN *
2554	Rhodes College	TN *
2685	Trinity University	TX *
2562	Union University	TN *