

Wake Forest University
CIRP Freshman Survey Results
2016

Table of Contents

Construct Comparison

Description & Survey Items

Comparison Charts

Significant Differences Across Specific Responses

WFU '14 vs WFU '16

Very Highly Selective Private Universities '16 vs WFU '16

WFU Custom Questions

Participating Institutions

Construct Comparison

Construct Descriptions & Survey Items

Habits of Mind - is a unified measure of the behaviors and traits associated with academic success. These learning behaviors are seen as the foundation for lifelong learning.

Survey items and estimation "weights":

How often in the past year did you:

- * Seek solutions to problems and explain them to others (1.99)
- * Support your opinions with a logical argument (1.74)
- * Seek alternative solutions to a problem (1.61)
- * Evaluate the quality or reliability of information you received (1.58)
- * Explore topics on your own, even though it was not required for a class (1.27)
- * Seek feedback on your academic work (1.24)
- * Ask questions in class (1.20)
- * Look up scientific research articles and resources (1.05)
- * Revise your papers to improve your writing (1.04)
- * Take a risk because you feel you have more to gain (1.03)
- * Accept mistakes as part of the learning process (0.95)

Academic Self-Concept - is a unified measure of students' beliefs about their abilities and confidence in academic environments.

Survey items and estimation "weights":

Rate yourself on each of the following traits as compared with the average person your age:

- * Academic ability (3.52)
- * Mathematical ability (1.32)
- * Self-confidence - intellectual (1.22)
- * Drive to achieve (0.95)

Social Self-Concept - is a unified measure of students' beliefs about their abilities and confidence in social situations.

Survey items and estimation "weights":

Rate yourself on each of the following traits as compared with the average person your age:

- * Self-confidence - social (2.33)
- * Leadership ability (1.96)
- * Public speaking ability (1.68)

Pluralistic Orientation - measures skills and dispositions appropriate for living and working in a diverse society.

Survey items and estimation "weights":

Rate yourself on each of the following traits as compared with the average person your age:

- * Ability to work cooperatively with diverse people (2.39)
- * Tolerance of others with different beliefs (2.35)
- * Openness to having my own views challenged (2.13)
- * Ability to discuss and negotiate controversial issues (2.03)
- * Ability to see the world from someone else's perspective (1.78)

Social Agency - measures the extent to which students value political and social involvement as a personal goal.

Survey items and estimation "weights":

Indicate the importance to you personally of each of the following:

- * Participating in a community action program (2.42)
- * Influencing social values (1.58)
- * Helping to promote racial understanding (2.05)
- * Helping others who are in difficulty (1.36)
- * Becoming a community leader (2.01)
- * Keeping up to date with political affairs (1.35)

Civic Engagement - measures the extent to which students are motivated and involved in civic, electoral, and political activities.

Survey items and estimation "weights":

Indicate activities you did in the past year:

- * Demonstrated for a cause (e.g., boycott, rally, protest) (1.46)
- * Worked on local, state, or national political campaign (1.42)
- * Publicly communicated my opinion about a cause (e.g., blog, email, petition) (1.35)
- * Helped raise money for a cause or campaign (1.11)
- * Performed volunteer work (0.80)

Indicate the importance to you personally of each of the following:

- * Influencing social values (0.97)
- * Keeping up to date with political affairs (0.86)

College Reputation Orientation - measures the degree to which students value academic reputation and future career potential as a reason for choosing this college.

Survey items and estimation "weights":

How important was each reason in your decision to come here?

- * This college's graduates get good jobs (6.11)

- * This college's graduates gain admission to top graduate/professional schools (2.50)
- * This college has a very good academic reputation (1.54)

Likelihood of College Involvement - is a unified measure of students' expectations about their involvement in college life generally.

Survey items and estimation "weights":

What is your best guess as to the chances that you will:

- * Participate in student clubs/groups (3.25)
- * Participate in volunteer or community service work (1.58)
- * Socialize with someone of another racial/ethnic group (1.28)
- * Participate in a study abroad program (1.24)
- * Participate in student government (0.96)

Science Self-Efficacy: A measure of students' confidence in their ability to conduct scientific research

Survey items and estimation "weights":

How confident are you that you can:

- * Explain the results of a study (2.87)
- * Determine how to college appropriate data (2.82)
- * Integrate results from multiple studies (2.79)
- * Use scientific literature to guide research (2.70)
- * Understand scientific concepts (2.40)
- * Generate a research question (2.33)
- * Identify what is known and not known about a problem (1.95)
- * See connections between different areas of science and mathematics (1.90)
- * Ask relevant questions (1.73)
- * Use technical science skills (use of tools, instruments, and/or techniques) (1.48)

Science identity: The extent to which students conceive of themselves as scientists

Survey items and estimation "weights":

To what extent are the following statements true of you:

- * I think of myself as a scientist (5.53)
- * I feel like I belong in the field of science (4.43)
- * I have a strong sense of belonging to the community of scientists (3.52)
- * I derive great personal satisfaction from working on a team that is doing important research (1.78)

Construct Scores Comparison

		WFU 2016	WFU 2014
Habits of Mind	Total (n)	616	746
	Mean	51.1	53.8
	Std Dev	8.1	7.8
Academic Self-Concept	Total (n)	606	750
	Mean	53.0	52.4
	Std Dev	7.7	7.5
Social Self-Concept	Total (n)	606	750
	Mean	51.4	50.5
	Std Dev	8.1	8.6
Pluralistic Orientation	Total (n)	600	750
	Mean	50.6	50.2
	Std Dev	8.0	8.0
Social Agency	Total (n)	582	713
	Mean	52.7	50.7
	Std Dev	8.7	8.3
Civic Engagement	Total (n)	622	762
	Mean	53.7	51.3
	Std Dev	7.9	7.6
College Reputation Orientation	Total (n)	590	738
	Mean	54.7	52.7
	Std Dev	6.9	6.0
Likelihood of College Involvement	Total (n)	584	711
	Mean	53.5	53.0
	Std Dev	7.8	7.7
Science Self-Efficacy	Total (n)	608.0	New for 2016
	Mean	51.1	
	Std Dev	8.8	
Science Identity	Total (n)	587.0	New for 2016
	Mean	48.0	
	Std Dev	9.6	

Note: Construct scores are scaled to have a global mean of 50 and global standard deviation of 10.

Greater than WFU TFS 2016
Small Effect

Less than WFU TFS 2016
Small Effect

Construct Scores Comparison

		WFU 2016	Priv. U. 2016
Habits of Mind	Total (n)	616	8,520
	Mean	51.1	52.4
	Std Dev	8.1	8.2
Academic Self-Concept	Total (n)	606	8,467
	Mean	53.0	55.3
	Std Dev	7.7	8.1
Social Self-Concept	Total (n)	606	8,457
	Mean	51.4	51.6
	Std Dev	8.1	8.3
Pluralistic Orientation	Total (n)	600	8,487
	Mean	50.6	51.7
	Std Dev	8.0	8.0
Social Agency	Total (n)	582	8,153
	Mean	52.7	53.3
	Std Dev	8.7	9.0
Civic Engagement	Total (n)	622	8,573
	Mean	53.7	54.9
	Std Dev	7.9	8.4
College Reputation Orientation	Total (n)	590	8,377
	Mean	54.7	53.1
	Std Dev	6.9	7.5
Likelihood of College Involvement	Total (n)	584	8,063
	Mean	53.5	54.3
	Std Dev	7.8	7.0
Science Self-Efficacy	Total (n)	608.0	8500.0
	Mean	51.1	53.3
	Std Dev	8.8	9.0
Science Identity	Total (n)	587.0	8204.0
	Mean	48.0	52.1
	Std Dev	9.6	9.6

Note: Construct scores are scaled to have a global mean of 50 and global standard deviation of 10.

Greater than WFU TFS 2016
Small Effect
Medium Effect
Large Effect
Very Large Effect

Less than WFU TFS 2016
Small Effect
Medium Effect
Large Effect
Very Large Effect

Construct Scores Comparison

		WFU Men	WFU Women
Habits of Mind	Total (n)	285	331
	Mean	50.8	51.5
	Std Dev	8.1	8.0
Academic Self-Concept	Total (n)	280	326
	Mean	54.8	51.5
	Std Dev	7.6	7.5
Social Self-Concept	Total (n)	280	326
	Mean	52.5	50.5
	Std Dev	8.2	8.0
Pluralistic Orientation	Total (n)	278	322
	Mean	50.1	51.1
	Std Dev	8.0	8.0
Social Agency	Total (n)	274	308
	Mean	51.7	53.6
	Std Dev	8.5	8.8
Civic Engagement	Total (n)	289	333
	Mean	52.6	54.7
	Std Dev	7.7	8.0
College Reputation Orientation	Total (n)	271	319
	Mean	54.2	55.1
	Std Dev	6.9	6.8
Likelihood of College Involvement	Total (n)	274	310
	Mean	50.5	56.2
	Std Dev	8.1	6.5
Science Self-Efficacy	Total (n)	282.0	326.0
	Mean	51.8	50.5
	Std Dev	8.5	9.1
Science Identity	Total (n)	275.0	312.0
	Mean	48.4	47.7
	Std Dev	9.5	9.7

Note: Construct scores are scaled to have a global mean of 50 and global standard deviation of 10.

Greater than Other
Small Effect
Medium Effect
Large Effect

Construct Scores Comparison

		White	All Other
Habits of Mind	Total (n)	453	167
	Mean	51.4	50.3
	Std Dev	7.8	8.6
Academic Self-Concept	Total (n)	444	165
	Mean	53.2	52.5
	Std Dev	7.4	8.6
Social Self-Concept	Total (n)	444	165
	Mean	51.1	52.2
	Std Dev	8.1	8.3
Pluralistic Orientation	Total (n)	440	164
	Mean	50.1	51.7
	Std Dev	7.9	8.1
Social Agency	Total (n)	423	162
	Mean	52.3	53.7
	Std Dev	8.9	8.1
Civic Engagement	Total (n)	454	172
	Mean	53.4	54.5
	Std Dev	7.9	7.9
College Reputation Orientation	Total (n)	430	163
	Mean	54.8	54.5
	Std Dev	6.6	7.6
Likelihood of College Involvement	Total (n)	426	161
	Mean	53.7	53.2
	Std Dev	7.4	8.8
Science Self-Efficacy	Total (n)	443.0	168.0
	Mean	51.3	50.3
	Std Dev	8.7	9.3
Science Identity	Total (n)	429.0	161.0
	Mean	47.3	50.2
	Std Dev	9.6	9.4

Note: Construct scores are scaled to have a global mean of 50 and global standard deviation of 10.

Effect Greater than the Other
Small Effect
Medium Effect

Construct Scores Comparison

Concern about ability to finance college education

		No Concern	Some or Major Concern
Habits of Mind	Total (n)	355	265
	Mean	51.1	51.2
	Std Dev	8.0	8.1
Academic Self-Concept	Total (n)	352	257
	Mean	53.1	52.9
	Std Dev	7.6	8.0
Social Self-Concept	Total (n)	352	257
	Mean	52.2	50.4
	Std Dev	8.0	8.3
Pluralistic Orientation	Total (n)	346	258
	Mean	50.3	50.9
	Std Dev	8.0	8.0
Social Agency	Total (n)	332	253
	Mean	52.3	53.2
	Std Dev	8.6	8.8
Civic Engagement	Total (n)	360	266
	Mean	53.3	54.1
	Std Dev	7.7	8.2
College Reputation Orientation	Total (n)	341	252
	Mean	54.7	54.7
	Std Dev	6.8	7.0
Likelihood of College Involvement	Total (n)	333	254
	Mean	53.0	54.3
	Std Dev	8.2	7.3
Science Self-Efficacy	Total (n)	351.0	260.0
	Mean	51.8	50.0
	Std Dev	8.9	8.6
Science Identity	Total (n)	335.0	255.0
	Mean	47.7	48.5
	Std Dev	9.3	10.0

Note: Construct scores are scaled to have a global mean of 50 and global standard deviation of 10.

Effect Greater than the Other
Small Effect
Medium Effect

Significant Differences Across Specific Responses

WFU '14 vs WFU '16

2016 WFU The Freshman Survey Responses Differing Significantly from WFU 2014

Question	2014 (%)	N	2016 (%)	N
What was your average grade in high school?				
A or A+	0.435	780	0.49	643
B+	0.115	780	0.082	643
B-	0.009	780	0	643

Question	2014 (%)	N	2016 (%)	N
Please mark which of the following courses you have completed				
Calculus				
Yes	0.657	633	0.732	515
No	0.343	633	0.268	515

Question	2014 (%)	N	2016 (%)	N
Do you consider yourself Pre-Med				
Yes	0.272	736	0.224	621
No	0.728	736	0.776	621

Question	2014 (%)	N	2016 (%)	N
Your intended major (aggregated)				
Biological & Life Sciences	0.169	746	0.116	606
Engineering	0.007	746	0.02	606
Fine Arts	0.001	746	0.01	606
Mathematics or Computer Science	0.031	746	0.056	606

Question	2014 (%)	N	2016 (%)	N
Do you have any concern about your ability to finance your college education?				
Major (not sure I will have enough funds to complete college)	0.054	761	0.032	618

Question	2014 (%)	N	2016 (%)	N
For the activities below, indicate which ones you did during the past year				
Attended a religious service				
Occasionally	0.376	758	0.429	618
Felt overwhelmed by all I had to do				
Not at All	0.092	758	0.048	608
Felt depressed				
Frequently	0.057	756	0.093	605
Not at All	0.594	756	0.529	605
Performed volunteer work				
Frequently	0.485	756	0.412	604
Voted in a student election				
Occasionally	0.498	755	0.444	601
Discussed politics				
Frequently	0.362	757	0.452	606
Not at All	0.118	757	0.079	606
Publicly communicated my opinion about a cause (eg, blog, email, petition)				
Frequently	0.114	752	0.179	604

Question	2014 (%)	N	2016 (%)	N
How would you rate yourself in the following areas				
Openness to having my own views challenged				
A Major Strength	0.237	747	0.289	599
A Major Weakness	0.011	747	0.002	599
Ability to discuss and negotiate controversial issues				
Somewhat Weak	0.059	748	0.028	598

Question	2014 (%)	N	2016 (%)	N
Critical thinking skills				
A Major Strength	0.237	742	0.411	594
Somewhat Strong	0.497	742	0.433	594
Average	0.24	742	0.146	594
Somewhat Weak	0.023	742	0.008	594
Ability to manage your time effectively				
Somewhat Weak	0.08	741	0.114	595
A Major Weakness	0.02	741	0.039	595

Question	2014 (%)	N	2016 (%)	N
How often in the past year did you				
Ask questions in class				
Frequently	0.764	746	0.668	609
Occasionally	0.233	746	0.32	609
Take a risk because you feel you have more to gain				
Frequently	0.427	745	0.345	605
Occasionally	0.545	745	0.603	605
Not at All	0.028	745	0.051	605
Look up scientific research articles and resources				
Frequently	0.363	744	0.312	605

Question	2014 (%)	N	2016 (%)	N
Race/Ethnicity - mark all that apply (total may add to more than 100%)				
American Indian/Alaska Native	0.004	763	0.014	646
Not marked	0.996	763	0.986	646

Question	2014 (%)	N	2016 (%)	N
How would you characterize your political views?				
Liberal	0.201	747	0.272	591

Question	2014 (%)	N	2016 (%)	N
Rate yourself on each of the following traits as compared with the average person your age				
Emotional health				
Above average	0.372	749	0.303	604
Understanding of others				
Average	0.256	746	0.196	598

Question	2014 (%)	N	2016 (%)	N
Addressing global climate change should be a federal priority				
Agree Strongly	0.266	725	0.398	583
Disagree Somewhat	0.244	725	0.156	583
Disagree Strongly	0.07	725	0.033	583

Question	2014 (%)	N	2016 (%)	N
How important was each reason in your decision to come here				
My teacher advised me				
Somewhat Important	0.282	737	0.38	592
Not Important	0.65	737	0.552	592
A visit to this campus				
Very Important	0.605	730	0.667	583

Question	2014 (%)	N	2016 (%)	N
During your last year in high school, how much time did you spend during a typical week doing the following activities				
Studying/homework				
3 to 5 hours	0.152	729	0.206	598
11 to 15 hours	0.195	729	0.242	598

16 to 20 hours	0.167	729	0.112	598
Online social networks (Facebook, Twitter, etc)				
Less than one hour	0.127	724	0.049	596
1 to 2 hours	0.304	724	0.196	596
6 to 10 hours	0.142	724	0.206	596
11 to 15 hours	0.048	724	0.082	596
16 to 20 hours	0.022	724	0.044	596
Over 20 hours	0.032	724	0.059	596
Partying				
None	0.295	729	0.245	592
1 to 2 hours	0.163	729	0.23	592
Student clubs/groups				
None	0.111	727	0.064	596
1 to 2 hours	0.307	727	0.242	596
6 to 10 hours	0.113	727	0.174	596
11 to 15 hours	0.048	727	0.096	596
16 to 20 hours	0.018	727	0.044	596
Exercise or sports				
6 to 10 hours	0.267	727	0.22	591
16 to 20 hours	0.089	727	0.135	591
Over 20 hours	0.142	727	0.1	591
Household/childcare duties				
Less than one hour	0.237	723	0.191	592

Question	2014 (%)	N	2016 (%)	N
Do you have any of the following disabilities or medical conditions				
Psychological disorder (depression, etc)				
Yes	0.059	714	0.092	595
No	0.941	714	0.908	595

Question	2014 (%)	N	2016 (%)	N
Please indicate the importance to you personally of each of the following				
Influencing the political structure				
Very Important	0.125	711	0.176	578
Not Important	0.384	711	0.325	578
Influencing social values				
Somewhat Important	0.439	711	0.363	578
Being very well off financially				
Essential	0.401	713	0.464	580
Somewhat Important	0.181	713	0.133	580
Helping others who are in difficulty				
Essential	0.275	713	0.347	580
Somewhat Important	0.271	713	0.184	580
Becoming successful in a business of my own				
Essential	0.181	707	0.238	576
Not Important	0.262	707	0.194	576
Becoming involved in programs to clean up the environment				
Essential	0.059	706	0.095	578
Not Important	0.3	706	0.242	578
Participating in a community action program				
Essential	0.09	701	0.135	577
Helping to promote racial understanding				
Essential	0.121	701	0.164	580
Very Important	0.23	701	0.284	580
Somewhat Important	0.474	701	0.386	580
Keeping up to date with political affairs				
Essential	0.144	703	0.198	580
Very Important	0.304	703	0.36	580
Somewhat Important	0.395	703	0.319	580
Becoming a community leader				
Essential	0.139	696	0.197	578

Improving my understanding of other countries and cultures				
Essential	0.205	699	0.28	578
Somewhat Important	0.332	699	0.258	578
Not Important	0.07	699	0.043	578

Question	2014 (%)	N	2016 (%)	N
What is your best guess as to the chances that you will				
Change career choice				
Some Chance	0.476	710	0.545	582
Transfer to another college before graduating				
Very Good Chance	0.033	706	0.012	578
Participate in volunteer or community service work				
No Chance	0.014	707	0.036	580
Seek personal counseling				
Some Chance	0.349	705	0.441	576
Very Little Chance	0.45	705	0.333	576
Communicate regularly with your professors				
Very Good Chance	0.577	704	0.648	579
Some Chance	0.381	704	0.318	579
Work on a professor's research project				
Very Good Chance	0.332	705	0.245	580
Very Little Chance	0.162	705	0.248	580
No Chance	0.017	705	0.045	580
Get tutoring help in specific courses				
Very Little Chance	0.141	701	0.104	578
Take a leave of absence from this college temporarily				
Some Chance	0.088	706	0.057	578
Take a course exclusively online				
Very Little Chance	0.309	700	0.444	577
No Chance	0.48	700	0.347	577
Vote in a local, state, or national election				
Very Good Chance	0.579	700	0.666	580
Some Chance	0.226	700	0.178	580

Significant Differences Across Specific Responses

Priv. U. '16 vs WFU '16

2016 WFU The Freshman Survey Responses Differing Significantly from Very Highly Selective Priv. Universities

Question	Priv 16 (%)	N	2016 (%)	N
How many miles is this college from your permanent home?				
11 to 50	0.107	8536	0.051	644
51 to 100	0.042	8536	0.099	644
101 to 500	0.224	8536	0.303	644
Over 500	0.586	8536	0.514	644

Question	Priv 16 (%)	N	2016 (%)	N
What was your average grade in high school?				
A or A+	0.542	8551	0.49	643
A-	0.336	8551	0.392	643

Question	Priv 16 (%)	N	2016 (%)	N
Prior to this term, have you ever taken courses for credit at this institution?				
Yes	0.033	8590	0.064	645
No	0.967	8590	0.936	645

Question	Priv 16 (%)	N	2016 (%)	N
Where do you plan to live during the fall term?				
With my family or other relatives	0.01	8574	0.002	647
College residence hall	0.968	8574	0.989	647
Other campus student housing	0.017	8574	0.005	647

Question	Priv 16 (%)	N	2016 (%)	N
To how many colleges other than this one did you apply for admission this year?				
None	0.05	8571	0.181	641
1	0.03	8571	0.056	641
7 to 8	0.187	8571	0.144	641
9 to 10	0.187	8571	0.134	641
11 or more	0.262	8571	0.17	641

Question	Priv 16 (%)	N	2016 (%)	N
Were you accepted by your first choice college?				
Yes	0.576	8505	0.672	637
No	0.424	8505	0.328	637

Question	Priv 16 (%)	N	2016 (%)	N
Is this college your:				
First choice	0.509	8553	0.645	643
Second choice	0.256	8553	0.196	643
Less than third choice	0.1	8553	0.048	643

Question	Priv 16 (%)	N	2016 (%)	N
Citizenship status:				
U.S. citizen	0.856	8584	0.9	647
Permanent resident (green card)	0.026	8584	0.008	647
International student (F-1, J-1, or M-1 visa)	0.114	8584	0.088	647

Question	Priv 16 (%)	N	2016 (%)	N
Please mark which of the following courses you have completed				
Probability & Statistics				
Yes	0.417	7260	0.482	446
No	0.583	7260	0.518	446
Calculus				
Yes	0.69	7773	0.732	515
No	0.31	7773	0.268	515

Question	Priv 16 (%)	N	2016 (%)	N
Please mark which of the following courses you have completed				
AP Probability & Statistics				
Yes	0.373	7003	0.455	420
No	0.627	7003	0.545	420

Question	Priv 16 (%)	N	2016 (%)	N
How many weeks this summer did you participate in a bridge program at this institution?				
6-May	0.003	8469	0.014	629
2-Jan	0.021	8469	0.037	629
0	0.973	8469	0.944	629

Question	Priv 16 (%)	N	2016 (%)	N
During high school (grades 9-12) how many years did you study each of the following subjects?				
Mathematics				
1	0.001	8577	0.005	639
None	0	8577	0.002	639
Foreign Language				
4	0.476	8578	0.538	640
3	0.32	8578	0.263	640
1	0.018	8578	0.034	640
0.5	0.002	8578	0.008	640
Physical Science				
4	0.183	8509	0.216	624
3	0.231	8509	0.181	624
0.5	0.013	8509	0.024	624
Biological Science				
2	0.393	8512	0.314	633
0.5	0.017	8512	0.036	633
History/American Government				
4	0.515	8504	0.599	634
3	0.293	8504	0.227	634
None	0.02	8504	0.008	634
Computer Science				
2	0.066	8430	0.042	626
1	0.17	8430	0.139	626
None	0.657	8430	0.727	626
Arts and/or Music				
None	0.097	8504	0.153	632

Question	Priv 16 (%)	N	2016 (%)	N
How many Advanced Placement/International Baccalaureate courses did you take in high school				
AP Courses				
Not offered at my high school	0.095	8375	0.071	623
5 to 9	0.485	8375	0.541	623
10 to 14	0.144	8375	0.095	623
15+	0.015	8375	0.005	623
IB Courses				
Not offered at my high school	0.768	6815	0.711	405
None	0.082	6815	0.123	405
10 to 14	0.013	6815	0.042	405
15+	0.006	6815	0.02	405

Question	Priv 16 (%)	N	2016 (%)	N
Do you consider yourself Pre-Law				
Yes	0.087	8223	0.118	593
No	0.913	8223	0.882	593

Question	Priv 16 (%)	N	2016 (%)	N
Your intended major (aggregated)				
Biological & Life Sciences	0.163	8519	0.116	606
Business	0.168	8519	0.348	606
Engineering	0.155	8519	0.02	606
English	0.012	8519	0.025	606
History or Political Science	0.048	8519	0.079	606
Fine Arts	0.046	8519	0.01	606
Mathematics or Computer Science	0.083	8519	0.056	606
Other Non-technical	0.02	8519	0.005	606
Undecided	0.089	8519	0.129	606

Question	Priv 16 (%)	N	2016 (%)	N
Your intended career (aggregated)				
Artist	0.06	8253	0.021	566
Business	0.197	8253	0.329	566
Business (Administrative Assistant)	0.001	8253	0.005	566
Education (elementary/secondary)	0.022	8253	0.042	566
Engineer	0.109	8253	0.011	566
Information Technology Professional	0.05	8253	0.011	566
Lawyer	0.047	8253	0.074	566
Research Scientist	0.05	8253	0.019	566
Skilled Worker	0	8253	0.002	566

Question	Priv 16 (%)	N	2016 (%)	N
Parent/Guardian 1 occupation (aggregated)				
Business	0.356	8363	0.413	588
Engineer	0.067	8363	0.031	588
Information Technology Professional	0.049	8363	0.017	588
Lawyer	0.055	8363	0.104	588
Service Industry	0.015	8363	0.003	588

Question	Priv 16 (%)	N	2016 (%)	N
Parent/Guardian 2 occupation (aggregated)				
Engineer	0.039	8072	0.016	569
Information Technology Professional	0.034	8072	0.014	569
Lawyer	0.039	8072	0.081	569
Service Industry	0.018	8072	0.002	569

Question	Priv 16 (%)	N	2016 (%)	N
Current employment status				
Parent/Guardian 2				
Employed	0.705	8192	0.661	604
Retired	0.084	8192	0.124	604

Question	Priv 16 (%)	N	2016 (%)	N
How much of your first year's educational expenses (room, board, tuition, and fees) do you expect to cover from each of the sources listed below				
Family resources (parents, relatives, spouse, etc)				
None	0.102	8625	0.173	652
\$3,000 to \$5,999	0.062	8625	0.029	652
\$6,000 to \$9,999	0.061	8625	0.028	652
\$10,000 to \$14,999	0.078	8625	0.026	652
\$15,000 or more	0.622	8625	0.681	652

My own resources (savings from work, work-study, other income)				
None	0.492	8625	0.684	652
\$1 to \$2,999	0.357	8625	0.232	652
\$3,000 to \$5,999	0.09	8625	0.032	652
Aid which need not be repaid (grants, scholarships, military funding, etc)				
None	0.349	8625	0.655	652
\$6,000 to \$9,999	0.02	8625	0.006	652
\$10,000 to \$14,999	0.055	8625	0.023	652
\$15,000 or more	0.477	8625	0.224	652
Aid which must be repaid (loans, etc)				
None	0.656	8625	0.755	652
\$3,000 to \$5,999	0.117	8625	0.084	652
\$6,000 to \$9,999	0.057	8625	0.018	652

Question	Priv 16 (%)	N	2016 (%)	N
Did you receive any of the following forms of financial aid				
Work-study				
Yes	0.252	8316	0.164	603
No	0.748	8316	0.836	603
Pell Grant				
Yes	0.149	8214	0.084	583
No	0.851	8214	0.916	583
Need-based grants or scholarships				
Yes	0.372	8336	0.245	609
No	0.628	8336	0.755	609
Merit-based grants or scholarships				
Yes	0.532	8400	0.291	605
No	0.468	8400	0.709	605

Question	Priv 16 (%)	N	2016 (%)	N
What is your best estimate of your parents'/guardians' total income last year?				
\$30,000 to \$59,999	0.083	8084	0.048	557
\$100,000 to \$124,999	0.133	8084	0.093	557
\$150,000 to \$199,999	0.101	8084	0.063	557
\$500,000 or higher	0.141	8084	0.266	557

Question	Priv 16 (%)	N	2016 (%)	N
Please select how many individuals (including yourself) are dependent on your parent(s)/guardian(s) for financial support:				
Three	0.228	8505	0.265	611

Question	Priv 16 (%)	N	2016 (%)	N
Do you have any concern about your ability to finance your college education?				
None (I am confident that I will have sufficient funds)	0.418	8487	0.586	618
Some (but I probably will have enough funds)	0.505	8487	0.382	618
Major (not sure I will have enough funds to complete college)	0.077	8487	0.032	618

Question	Priv 16 (%)	N	2016 (%)	N
Your current religious preference				
Agnostic	0.142	8447	0.058	606
Atheist	0.103	8447	0.056	606
Baptist	0.028	8447	0.071	606
Buddhist	0.017	8447	0.005	606
Episcopalian	0.019	8447	0.063	606
Hindu	0.035	8447	0.013	606
Jewish	0.108	8447	0.035	606
Lutheran	0.011	8447	0.021	606
Methodist	0.022	8447	0.066	606
Presbyterian	0.035	8447	0.089	606
Roman Catholic	0.161	8447	0.246	606

Question	Priv 16 (%)	N	2016 (%)	N
Parent/Guardian 1 current religious preference				
Agnostic	0.065	8332	0.022	581
Atheist	0.054	8332	0.022	581
Baptist	0.039	8332	0.076	581
Buddhist	0.029	8332	0.012	581
Episcopalian	0.024	8332	0.084	581
Hindu	0.052	8332	0.012	581
Jewish	0.122	8332	0.052	581
Methodist	0.031	8332	0.077	581
Presbyterian	0.045	8332	0.1	581
Roman Catholic	0.211	8332	0.26	581
Other Christian	0.086	8332	0.06	581

Question	Priv 16 (%)	N	2016 (%)	N
Parent/Guardian 2 current religious preference				
Agnostic	0.053	8088	0.025	571
Atheist	0.051	8088	0.025	571
Baptist	0.036	8088	0.077	571
Buddhist	0.033	8088	0.018	571
Episcopalian	0.026	8088	0.072	571
Hindu	0.053	8088	0.016	571
Jewish	0.116	8088	0.047	571
Methodist	0.032	8088	0.072	571
Muslim	0.026	8088	0.012	571
Presbyterian	0.046	8088	0.091	571
Roman Catholic	0.215	8088	0.277	571
Other Christian	0.092	8088	0.065	571

Question	Priv 16 (%)	N	2016 (%)	N
What is the highest academic degree that you intend to obtain				
Highest academic degree planned				
Vocational certificate	0	8316	0.003	590
Master's degree (M.A., M.S., M.B.A., etc)	0.419	8316	0.464	590
Ph.D.	0.17	8316	0.114	590
Highest academic degree planned at this college				
Vocational certificate	0	7828	0.008	508
Bachelor's degree (B.A., B.S., B.D., etc)	0.696	7828	0.738	508
Master's degree (M.A., M.S., M.B.A., etc)	0.197	7828	0.156	508

Question	Priv 16 (%)	N	2016 (%)	N
For the activities below, indicate which ones you did during the past year				
Attended a religious service				
Frequently	0.241	8503	0.346	618
Not at All	0.363	8503	0.225	618
Been bored in class				
Not at All	0.053	8506	0.032	616
Demonstrated for a cause (eg, boycott, rally, protest)				
Occasionally	0.251	8473	0.189	610
Not at All	0.714	8473	0.761	610
Tutored another student				
Frequently	0.264	8488	0.206	613
Not at All	0.227	8488	0.305	613

Question	Priv 16 (%)	N	2016 (%)	N
In the past year, how often have you				
Consumed beer				
Frequently	0.088	8465	0.184	603
Occasionally	0.356	8465	0.436	603
Not at All	0.555	8465	0.38	603
Consumed wine or liquor				
Frequently	0.096	8463	0.166	601
Occasionally	0.406	8463	0.474	601
Not at All	0.498	8463	0.359	601
Felt overwhelmed by all I had to do				
Frequently	0.357	8487	0.416	608
Not at All	0.092	8487	0.048	608
Performed volunteer work				
Frequently	0.478	8473	0.412	604
Occasionally	0.463	8473	0.528	604
Asked a teacher for advice after class				
Frequently	0.379	8479	0.446	608
Not at All	0.1	8479	0.058	608
Voted in a student election				
Frequently	0.253	8450	0.298	601
Occasionally	0.509	8450	0.444	601
Socialized with someone of another racial/ethnic group				
Frequently	0.821	8475	0.766	607
Occasionally	0.158	8475	0.208	607
Been late to class				
Frequently	0.094	8477	0.068	606
Skipped school/class				
Occasionally	0.248	8464	0.196	601
Not at All	0.727	8464	0.777	601
Publicly communicated my opinion about a cause (eg, blog, email, petition)				
Occasionally	0.359	8463	0.291	604
Not at All	0.455	8463	0.53	604
Felt Anxious				
Frequently	0.32	8475	0.388	603
Not at All	0.146	8475	0.109	603

Question	Priv 16 (%)	N	2016 (%)	N
How would you rate yourself in the following areas				
Ability to see the world from someone else's perspective				
A Major Strength	0.386	8482	0.315	600
Average	0.139	8482	0.192	600
Tolerance of others with different beliefs				
A Major Strength	0.526	8473	0.465	598
Average	0.104	8473	0.135	598
Ability to discuss and negotiate controversial issues				
A Major Strength	0.403	8460	0.334	598
Average	0.191	8460	0.237	598
Ability to work cooperatively with diverse people				
Somewhat Strong	0.308	8452	0.347	597
Critical thinking skills				
A Major Strength	0.499	8452	0.411	594
Somewhat Strong	0.369	8452	0.433	594
Ability to manage your time effectively				
Somewhat Strong	0.29	8457	0.329	595
Somewhat Weak	0.147	8457	0.114	595

Question	Priv 16 (%)	N	2016 (%)	N
What is the highest level of formal education obtained by				
Parent/Guardian 1				
High school graduate	0.051	8471	0.031	607
Some college	0.063	8471	0.036	607
Parent/Guardian 2				
Some college	0.08	8237	0.057	598
College degree	0.382	8237	0.426	598

Question	Priv 16 (%)	N	2016 (%)	N
How often in the past year did you				
Ask questions in class				
Not at All	0.024	8509	0.011	609
Support your opinions with a logical argument				
Occasionally	0.198	8510	0.234	608
Seek solutions to problems and explain them to others				
Frequently	0.722	8471	0.664	602
Occasionally	0.271	8471	0.334	602
Evaluate the quality or reliability of information you received				
Frequently	0.621	8495	0.56	602
Occasionally	0.368	8495	0.427	602
Take a risk because you feel you have more to gain				
Frequently	0.418	8493	0.345	605
Occasionally	0.544	8493	0.603	605
Look up scientific research articles and resources				
Frequently	0.374	8486	0.312	605
Occasionally	0.511	8486	0.557	605
Explore topics on your own, even though it was not required for a class				
Frequently	0.503	8488	0.409	606
Occasionally	0.448	8488	0.508	606
Not at All	0.049	8488	0.083	606

Question	Priv 16 (%)	N	2016 (%)	N
How confident are you that you can				
Use technical science skills (use of tools, instruments, and/or techniques)				
Absolutely	0.245	8488	0.172	606
Somewhat	0.088	8488	0.125	606
Not at All	0.022	8488	0.036	606
Generate a research question				
Absolutely	0.19	8489	0.144	606
Not at All	0.013	8489	0.025	606
Determine how to collect appropriate data				
Absolutely	0.196	8480	0.139	604
Explain the results of a study				
Absolutely	0.269	8478	0.206	603
Moderately	0.254	8478	0.308	603
Use scientific literature to guide research				
Absolutely	0.188	8482	0.127	604
Moderately	0.342	8482	0.391	604
Somewhat	0.124	8482	0.162	604
Ask relevant questions				
Moderately	0.164	8460	0.196	603
Identify what is known and not known about a problem				
Absolutely	0.343	8479	0.272	602
Moderately	0.213	8479	0.259	602
Somewhat	0.028	8479	0.047	602

Understand scientific concepts					
Absolutely	0.284	8467	0.174	598	
Very	0.397	8467	0.344	598	
Moderately	0.252	8467	0.37	598	
Somewhat	0.059	8467	0.097	598	
See connections between different areas of science and mathematics					
Absolutely	0.315	8471	0.217	600	
Moderately	0.246	8471	0.322	600	
Not at All	0.012	8471	0.027	600	

Question	Priv 16 (%)	N	2016 (%)	N
Race/Ethnicity Group (with multiple race category)				
Asian	0.254	8593	0.102	646
Hispanic	0.042	8593	0.025	646
White	0.514	8593	0.732	646
Two or more races/ethnicities	0.133	8593	0.08	646

Question	Priv 16 (%)	N	2016 (%)	N
How would you characterize your political views?				
Far left	0.058	8356	0.025	591
Liberal	0.444	8356	0.272	591
Conservative	0.13	8356	0.298	591
Far right	0.009	8356	0.019	591

Question	Priv 16 (%)	N	2016 (%)	N
In deciding to go to college, how important to you was each of the following reasons				
To make me a more cultured person				
Somewhat Important	0.311	8462	0.358	611
To be able to make more money				
Very Important	0.651	8454	0.708	609
Somewhat Important	0.3	8454	0.246	609
To learn more about things that interest me				
Very Important	0.884	8460	0.852	609
Somewhat Important	0.11	8460	0.143	609
To please my family				
Very Important	0.248	8453	0.326	607
Not Important	0.327	8453	0.275	607

Question	Priv 16 (%)	N	2016 (%)	N
Rate yourself on each of the following traits as compared with the average person your age				
Academic ability				
Highest 10%	0.444	8459	0.3	601
Above average	0.469	8459	0.579	601
Average	0.083	8459	0.118	601
Artistic ability				
Highest 10%	0.107	8456	0.058	601
Above average	0.25	8456	0.203	601
Below average	0.255	8456	0.311	601
Lowest 10%	0.087	8456	0.131	601
Creativity				
Above average	0.4	8454	0.348	603
Average	0.341	8454	0.386	603
Below average	0.083	8454	0.106	603
Drive to achieve				
Above average	0.395	8450	0.439	601
Mathematical ability				
Highest 10%	0.268	8444	0.184	602
Average	0.246	8444	0.299	602
Below average	0.062	8444	0.106	602

Physical health				
Highest 10%	0.193	8444	0.239	603
Average	0.34	8444	0.284	603
Public speaking ability				
Highest 10%	0.179	8442	0.141	604
Average	0.31	8442	0.363	604
Risk-taking				
Highest 10%	0.145	8446	0.112	599
Below average	0.127	8446	0.162	599
Self-confidence (intellectual)				
Highest 10%	0.262	8441	0.214	603
Average	0.251	8441	0.292	603
Spirituality				
Above average	0.204	8430	0.265	603
Below average	0.229	8430	0.191	603
Lowest 10%	0.13	8430	0.07	603
Writing ability				
Below average	0.064	8438	0.103	601
Lowest 10%	0.008	8438	0.018	601

Question	Priv 16 (%)	N	2016 (%)	N
Mark one in each row				
Wealthy people should pay a larger share of taxes than they do now				
Agree Strongly	0.264	8352	0.136	582
Agree Somewhat	0.447	8352	0.337	582
Disagree Somewhat	0.186	8352	0.313	582
Disagree Strongly	0.103	8352	0.215	582
Addressing global climate change should be a federal priority				
Agree Strongly	0.551	8367	0.398	583
Agree Somewhat	0.347	8367	0.413	583
Disagree Somewhat	0.081	8367	0.156	583
The federal government should have stricter gun control laws				
Agree Strongly	0.563	8354	0.393	583
Agree Somewhat	0.284	8354	0.35	583
Disagree Somewhat	0.1	8354	0.153	583
Disagree Strongly	0.053	8354	0.105	583
The federal government should raise taxes to reduce the deficit				
Agree Strongly	0.067	8183	0.044	562
Agree Somewhat	0.386	8183	0.306	562
Disagree Strongly	0.105	8183	0.196	562
There is little that a person can do to be better at math- you are either "good" or "bad" at math				
Agree Strongly	0.026	8334	0.049	586
Agree Somewhat	0.176	8334	0.21	586
Disagree Strongly	0.39	8334	0.324	586
Intelligence is something that can be improved by studying or working harder				
Agree Strongly	0.473	8343	0.52	583
Agree Somewhat	0.41	8343	0.364	583

Question	Priv 16 (%)	N	2016 (%)	N
How important was each reason in your decision to come here				
My parents/relatives wanted me to come here				
Very Important	0.115	8356	0.17	587
Somewhat Important	0.45	8356	0.492	587
Not Important	0.435	8356	0.337	587
My teacher advised me				
Somewhat Important	0.287	8354	0.38	592
Not Important	0.661	8354	0.552	592
This college has a very good academic reputation				
Very Important	0.801	8365	0.893	588
Somewhat Important	0.188	8365	0.1	588

This college has a good reputation for its social and extracurricular activities				
Very Important	0.6	8347	0.655	588
Somewhat Important	0.329	8347	0.289	588
I was offered financial assistance				
Very Important	0.462	8348	0.245	591
Somewhat Important	0.18	8348	0.105	591
Not Important	0.358	8348	0.65	591
The cost of attending this college				
Very Important	0.318	8337	0.149	589
Somewhat Important	0.301	8337	0.251	589
Not Important	0.381	8337	0.599	589
High school counselor advised me				
Very Important	0.09	8330	0.126	589
Somewhat Important	0.321	8330	0.365	589
Not Important	0.589	8330	0.509	589
Not offered aid by first choice				
Very Important	0.072	8294	0.044	587
Not Important	0.814	8294	0.848	587
Could not afford first choice				
Very Important	0.069	8268	0.034	586
Not Important	0.836	8268	0.884	586
This college's graduates gain admission to top graduate/professional schools				
Very Important	0.464	8298	0.557	582
Not Important	0.174	8298	0.117	582
This college's graduates get good jobs				
Very Important	0.713	8302	0.764	584
Not Important	0.049	8302	0.029	584
I was attracted by the religious affiliation/orientation of this college				
Very Important	0.032	8287	0.054	588
Somewhat Important	0.118	8287	0.202	588
Not Important	0.85	8287	0.743	588
I wanted to go to a school about the size of this college				
Very Important	0.392	8301	0.671	587
Somewhat Important	0.442	8301	0.273	587
Not Important	0.165	8301	0.056	587
Rankings in national magazines				
Very Important	0.358	8287	0.527	584
Somewhat Important	0.455	8287	0.363	584
Not Important	0.187	8287	0.11	584
I was admitted through an Early Action or Early Decision program				
Very Important	0.282	8283	0.348	586
Somewhat Important	0.153	8283	0.078	586
A visit to this campus				
Very Important	0.541	8302	0.667	583
Somewhat Important	0.292	8302	0.249	583
Not Important	0.168	8302	0.084	583

Question	Priv 16 (%)	N	2016 (%)	N
During your last year in high school, how much time did you spend during a typical week doing the following activities				
Studying/homework				
11 to 15 hours	0.201	8290	0.242	598
Socializing with friends				
3 to 5 hours	0.245	8276	0.208	597
Online social networks (Facebook, Twitter, etc)				
3 to 5 hours	0.301	8255	0.341	596
Partying				
None	0.323	8258	0.245	592
1 to 2 hours	0.183	8258	0.23	592
6 to 10 hours	0.079	8258	0.118	592

Exercise or sports					
None	0.054	8245	0.019	591	
Less than one hour	0.067	8245	0.042	591	
1 to 2 hours	0.129	8245	0.1	591	
11 to 15 hours	0.158	8245	0.191	591	
16 to 20 hours	0.078	8245	0.135	591	
Over 20 hours	0.07	8245	0.1	591	
Working (for pay)					
Less than one hour	0.043	8248	0.064	591	
Household/childcare duties					
None	0.276	8242	0.355	592	

Question	Priv 16 (%)	N	2016 (%)	N
Military Status:				
On Active Duty	0	8295	0.002	603

Question	Priv 16 (%)	N	2016 (%)	N
How many years do you expect it will take you to graduate from this college?				
6 or more	0.015	8281	0.002	608
5	0.15	8281	0.007	608
4	0.822	8281	0.98	608

Question	Priv 16 (%)	N	2016 (%)	N
What is your sexual orientation?				
Heterosexual/Straight	0.908	8268	0.965	605
Gay	0.019	8268	0.007	605
Bisexual	0.046	8268	0.02	605
Queer	0.007	8268	0	605
Other	0.015	8268	0.003	605

Question	Priv 16 (%)	N	2016 (%)	N
Do you have any of the following disabilities or medical conditions				
Learning Disability (dyslexia, etc)				
Yes	0.026	8246	0.049	597
No	0.974	8246	0.951	597

Question	Priv 16 (%)	N	2016 (%)	N
Will you pursue a science-related research career:				
Definitely yes	0.143	8254	0.085	599
Probably yes	0.231	8254	0.137	599
Uncertain	0.214	8254	0.179	599
Probably no	0.254	8254	0.347	599
Definitely no	0.159	8254	0.252	599

Question	Priv 16 (%)	N	2016 (%)	N
To what extent are the follow statements true of you				
I have a strong sense of belonging to a community of scientists				
Strongly Agree	0.095	8196	0.067	584
Agree Somewhat	0.244	8196	0.149	584
Disagree Somewhat	0.156	8196	0.197	584
Strongly Disagree	0.212	8196	0.33	584
I derive great personal satisfaction from working on a team that is doing important research				
Strongly Agree	0.238	8190	0.142	585
Agree Somewhat	0.371	8190	0.315	585
Neutral	0.247	8190	0.297	585
Disagree Somewhat	0.08	8190	0.12	585
Strongly Disagree	0.065	8190	0.126	585

I think of myself as a scientist				
Strongly Agree	0.098	8187	0.039	583
Agree Somewhat	0.209	8187	0.151	583
Neutral	0.266	8187	0.211	583
Strongly Disagree	0.249	8187	0.419	583
I feel like I belong in the field of science				
Strongly Agree	0.203	8184	0.108	584
Agree Somewhat	0.233	8184	0.159	584
Strongly Disagree	0.224	8184	0.396	584

Question	Priv 16 (%)	N	2016 (%)	N
Please indicate the importance to you personally of each of the following				
Becoming accomplished in one of the performing arts (acting, dancing, etc)				
Essential	0.076	8162	0.041	582
Not Important	0.586	8162	0.636	582
Becoming an authority in my field				
Essential	0.257	8154	0.199	579
Obtaining recognition from my colleagues for contributions to my special field				
Essential	0.216	8144	0.148	581
Influencing social values				
Essential	0.183	8135	0.137	578
Very Important	0.323	8135	0.365	578
Raising a family				
Essential	0.388	8135	0.471	582
Somewhat Important	0.223	8135	0.162	582
Not Important	0.099	8135	0.062	582
Being very well off financially				
Somewhat Important	0.18	8133	0.133	580
Not Important	0.026	8133	0.009	580
Helping others who are in difficulty				
Very Important	0.399	8131	0.448	580
Making a theoretical contribution to science				
Essential	0.093	8109	0.055	580
Very Important	0.191	8109	0.153	580
Somewhat Important	0.358	8109	0.284	580
Not Important	0.358	8109	0.507	580
Writing original works (poems, novels, etc)				
Essential	0.071	8106	0.048	578
Very Important	0.106	8106	0.076	578
Not Important	0.553	8106	0.637	578
Creating artistic works (painting, sculpture, etc)				
Essential	0.075	8097	0.028	578
Not Important	0.614	8097	0.697	578
Becoming successful in a business of my own				
Not Important	0.245	8091	0.194	576
Becoming involved in programs to clean up the environment				
Very Important	0.258	8092	0.215	578
Not Important	0.185	8092	0.242	578
Developing a meaningful philosophy of life				
Essential	0.262	8090	0.206	579
Somewhat Important	0.285	8090	0.326	579
Not Important	0.138	8090	0.178	579
Helping to promote racial understanding				
Not Important	0.131	8081	0.166	580
Improving my understanding of other countries and cultures				
Essential	0.324	8072	0.28	578
Integrating spirituality into my life				
Essential	0.167	8070	0.218	578
Very Important	0.178	8070	0.23	578
Not Important	0.348	8070	0.227	578

Question	Priv 16 (%)	N	2016 (%)	N
What is your best guess as to the chances that you will				
Change major field				
Some Chance	0.424	8064	0.525	583
Very Little Chance	0.339	8064	0.276	583
No Chance	0.094	8064	0.058	583
Change career choice				
Some Chance	0.47	8054	0.545	582
Very Little Chance	0.279	8054	0.229	582
Participate in student government				
Very Good Chance	0.105	8043	0.069	579
Some Chance	0.352	8043	0.302	579
No Chance	0.148	8043	0.206	579
Get a job to help pay for college expenses				
Very Good Chance	0.402	8030	0.213	581
Very Little Chance	0.175	8030	0.305	581
No Chance	0.073	8030	0.146	581
Join a social fraternity or sorority				
Very Good Chance	0.204	8029	0.39	582
Very Little Chance	0.292	8029	0.172	582
No Chance	0.226	8029	0.136	582
Participate in volunteer or community service work				
No Chance	0.021	8021	0.036	580
Seek personal counseling				
Some Chance	0.357	8021	0.441	576
Very Little Chance	0.393	8021	0.333	576
Participate in student clubs/groups				
Very Good Chance	0.74	8021	0.668	579
Some Chance	0.219	8021	0.271	579
Participate in a study abroad program				
Very Good Chance	0.524	8027	0.602	581
Very Little Chance	0.125	8027	0.076	581
Work on a professor's research project				
Very Good Chance	0.375	8013	0.245	580
Very Little Chance	0.15	8013	0.248	580
No Chance	0.023	8013	0.045	580
Get tutoring help in specific courses				
Very Good Chance	0.298	8009	0.448	578
Some Chance	0.484	8009	0.429	578
Very Little Chance	0.195	8009	0.104	578
Take courses from more than one college simultaneously				
Very Good Chance	0.075	8009	0.031	574
Some Chance	0.169	8009	0.105	574
No Chance	0.303	8009	0.444	574
Take a leave of absence from this college temporarily				
Very Little Chance	0.436	8015	0.386	578
No Chance	0.487	8015	0.542	578
Take a course exclusively online				
Very Good Chance	0.026	8013	0.04	577

Longitudinal Graphs of WFU Questions

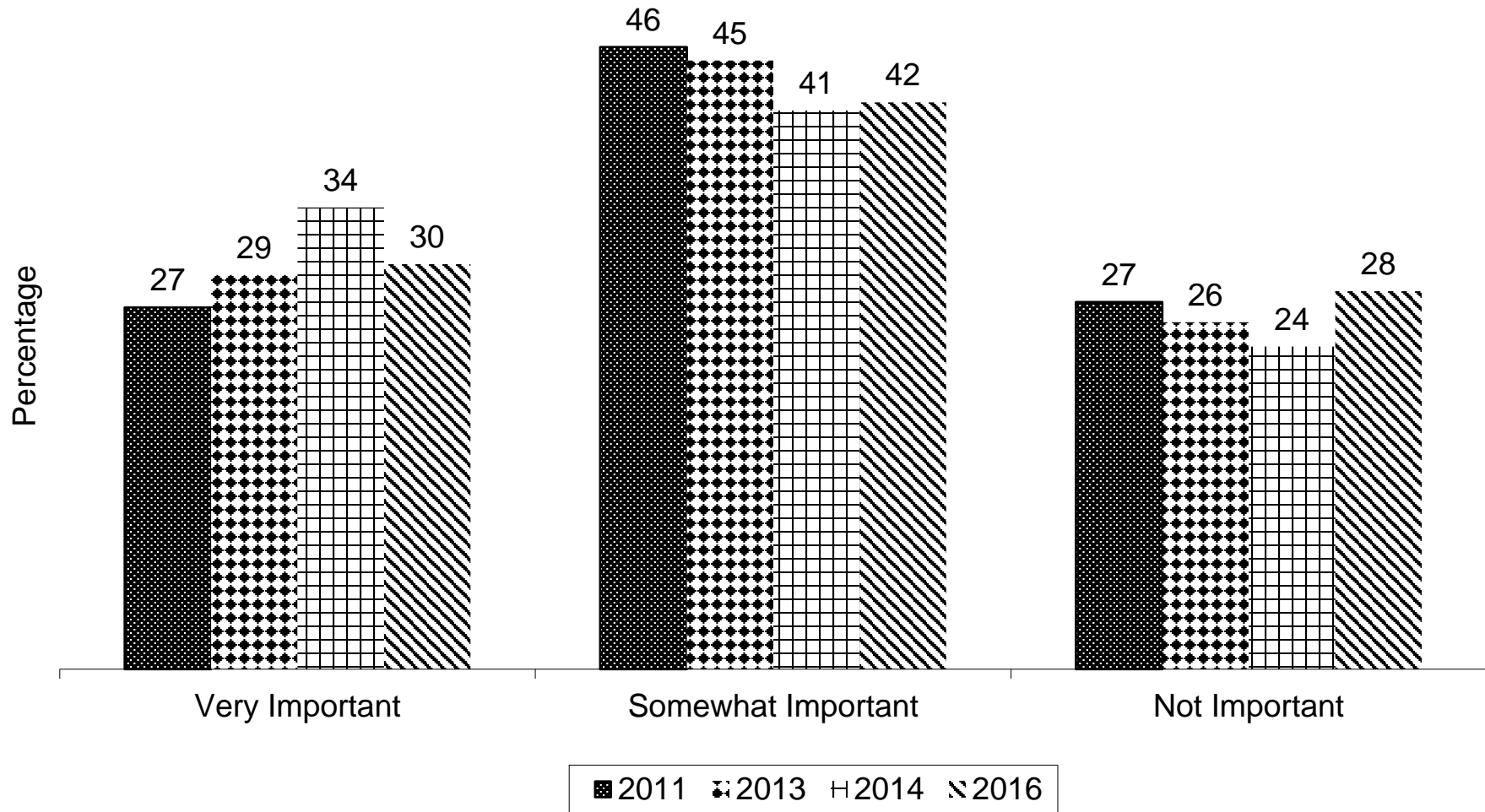
2011 average $n \approx 500$

2013 average $n \approx 575$

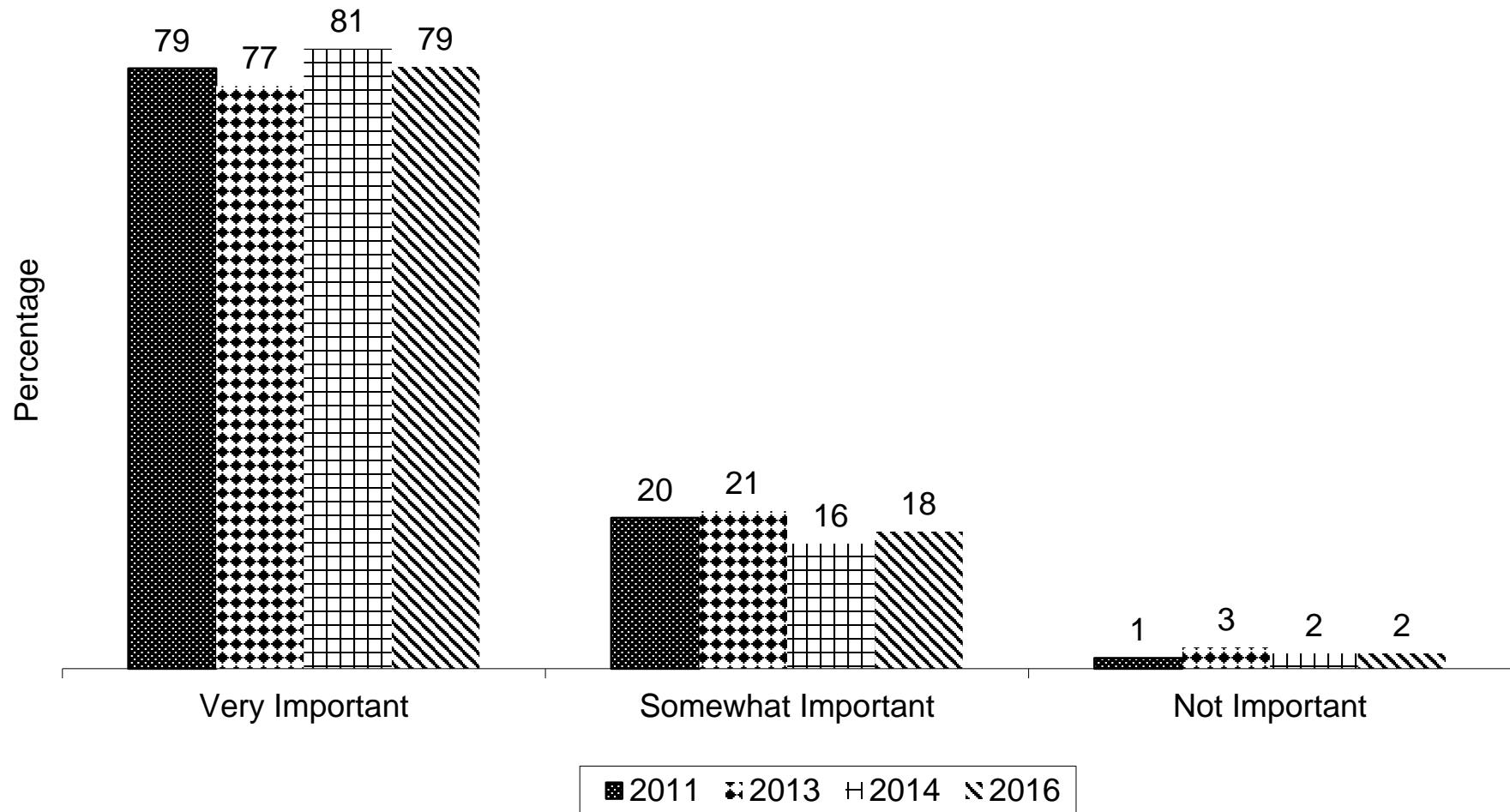
2014 average $n \approx 790$

2016 average $n \approx 553$

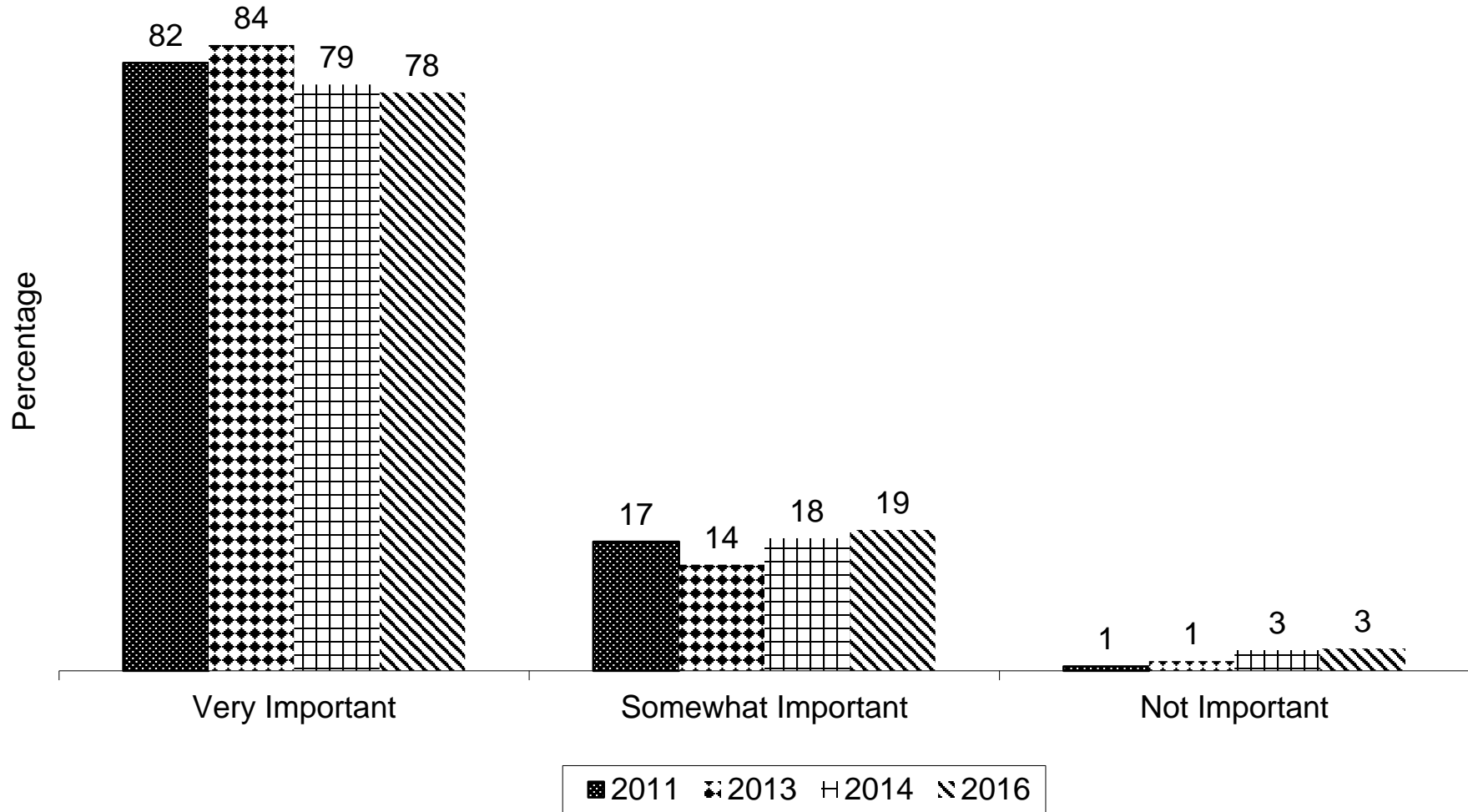
As a reason in your decision to attend Wake Forest, how important was the opportunity to participate in collaborative research with a professor?



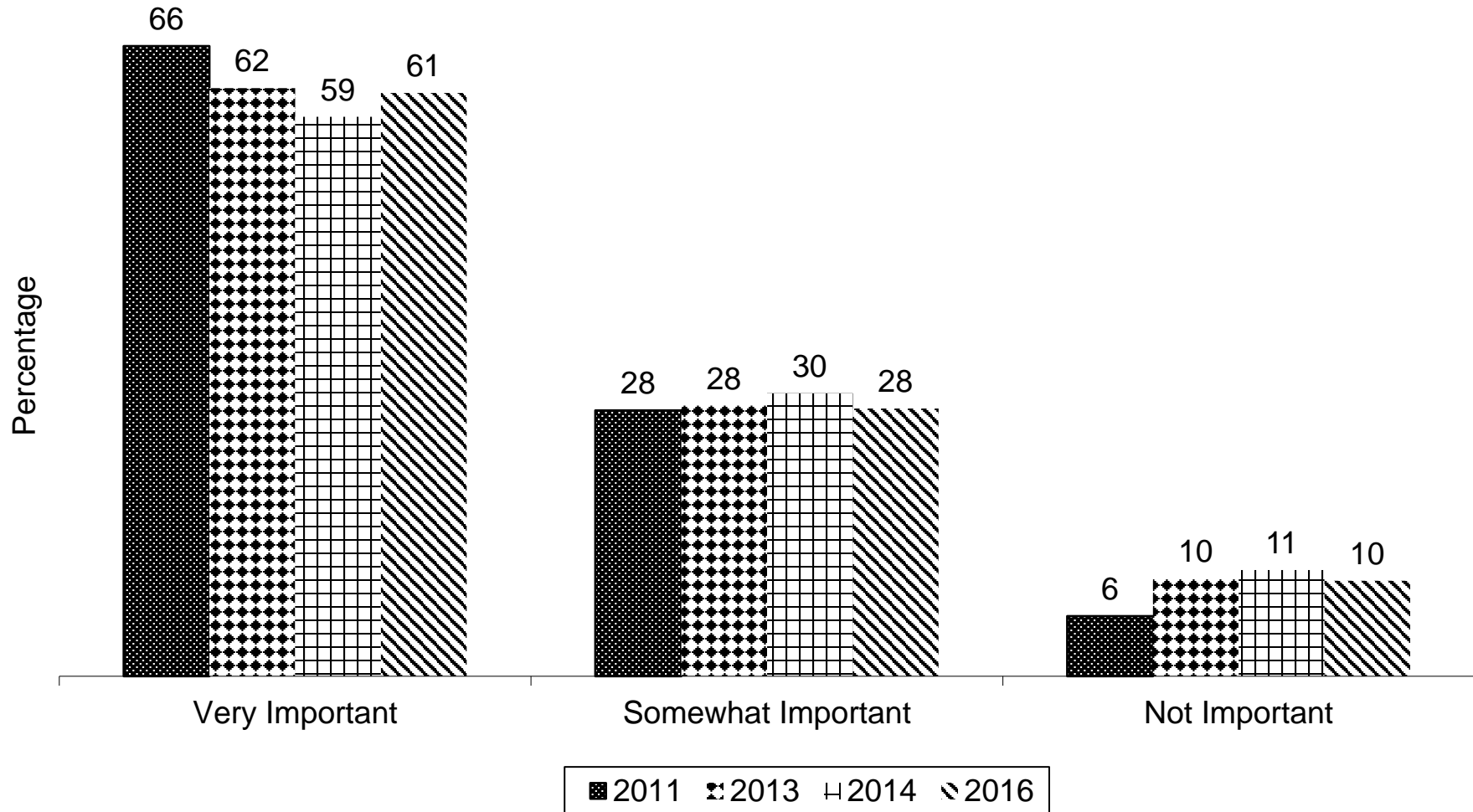
As a reason in your decision to attend Wake Forest, how important was the opportunity to get to know your professors?



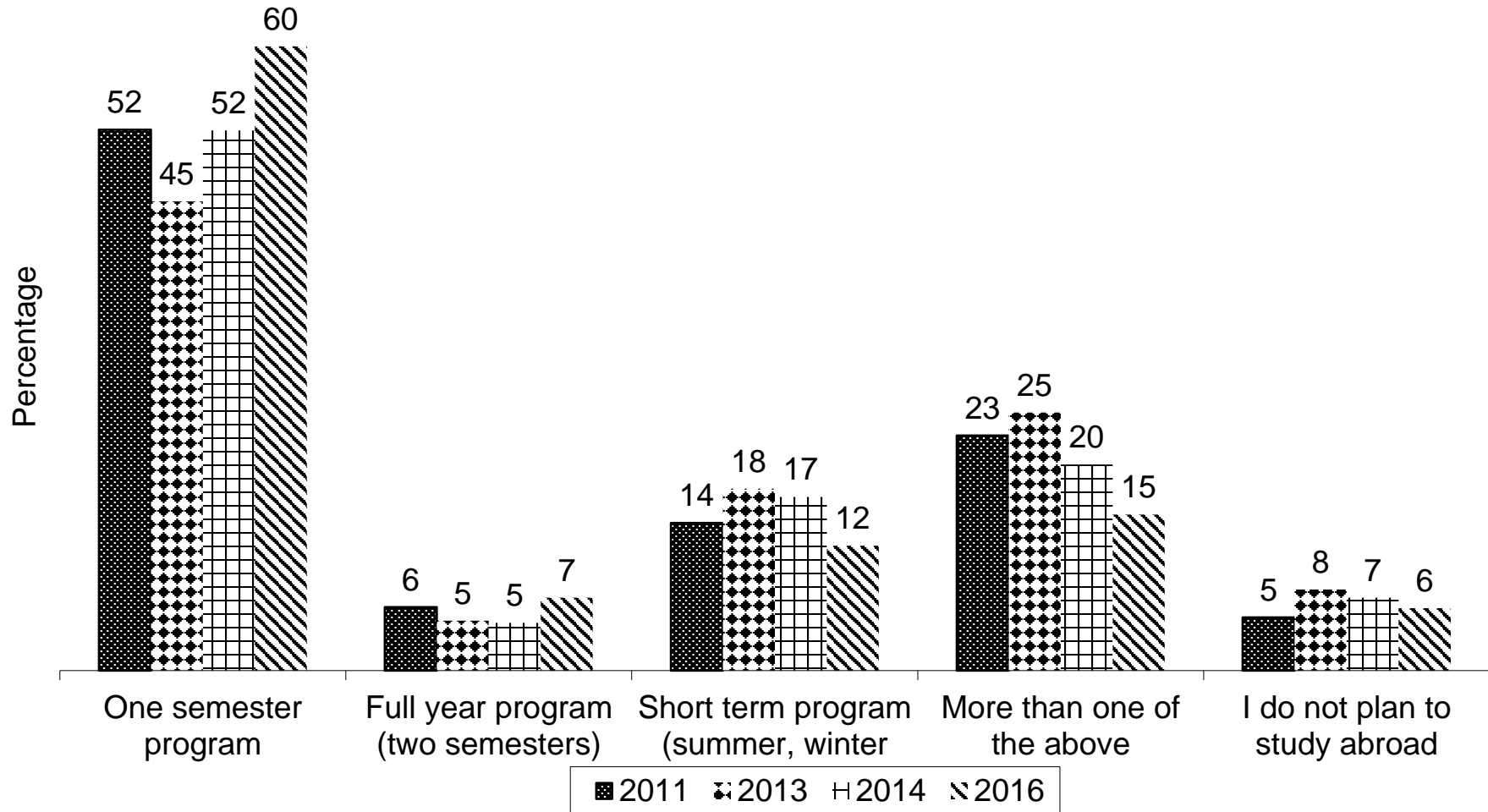
As a reason in your decision to attend Wake Forest, how important was the opportunity to participate in small classes?



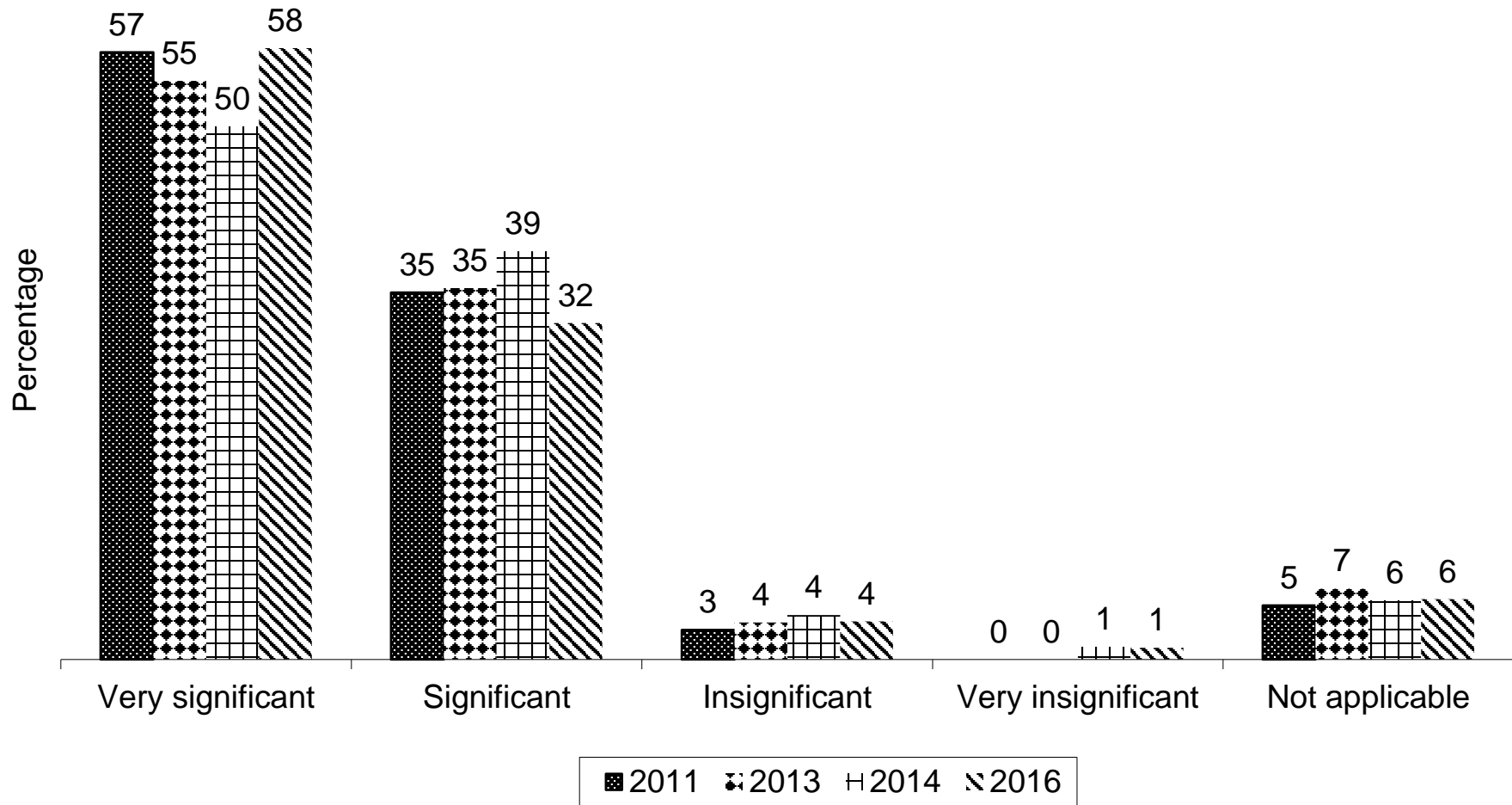
As a reason in your decision to attend Wake Forest, how important was the opportunity for studying abroad?



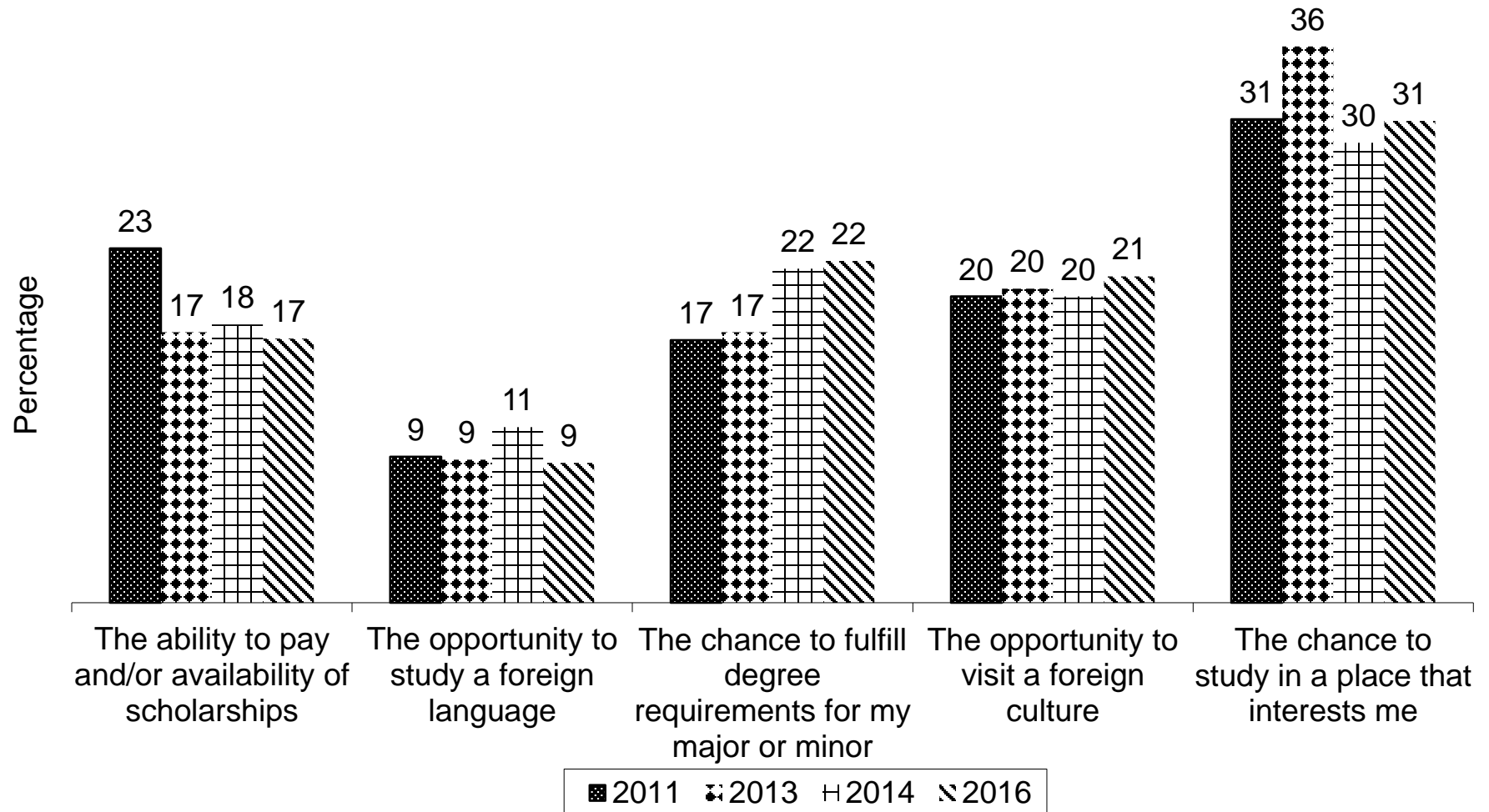
What type of Study abroad program(s) would you like to participate in while a student at Wake Forest?



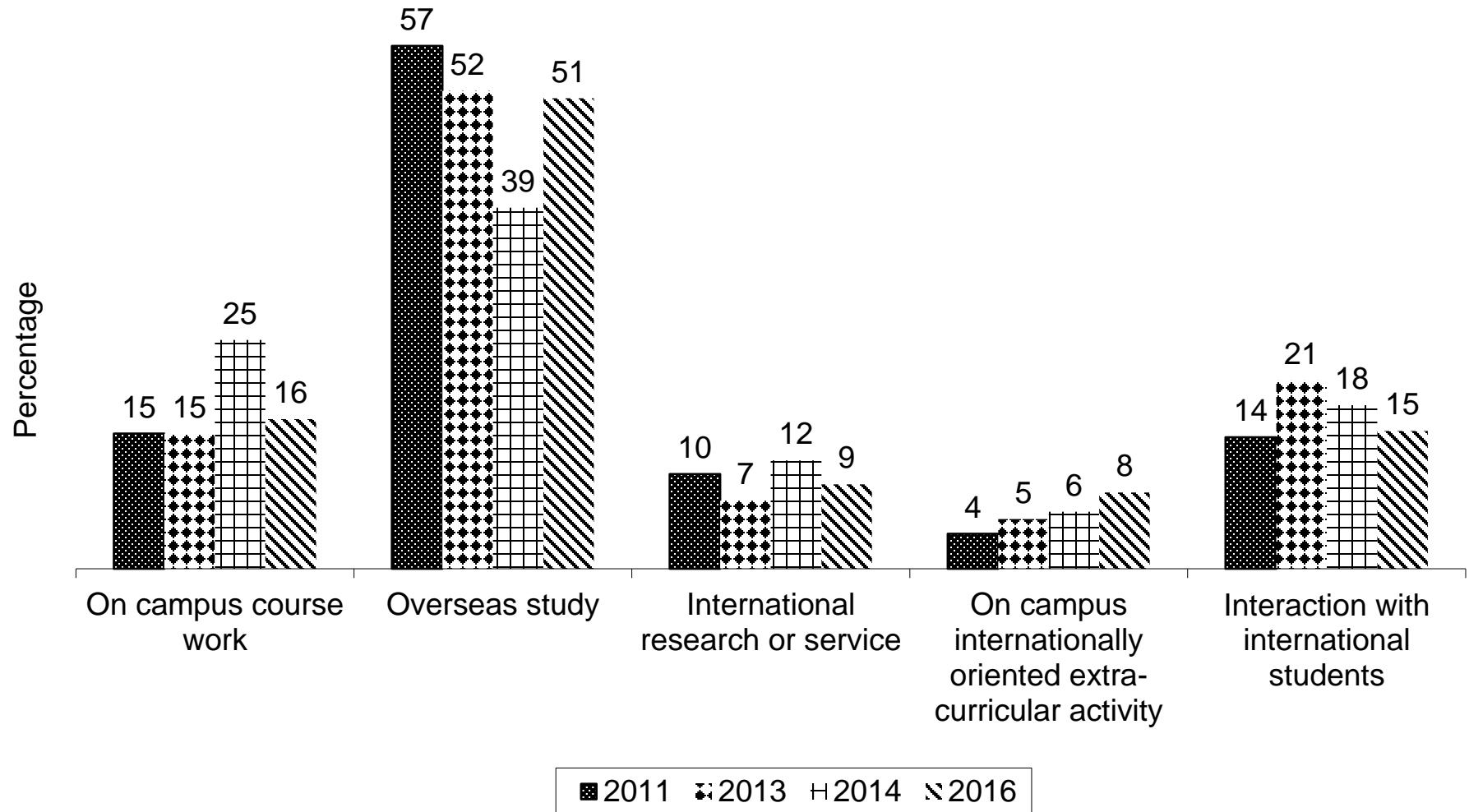
If you are planning to study abroad while a student at Wake Forest, how would you regard this experience as a part of your education?



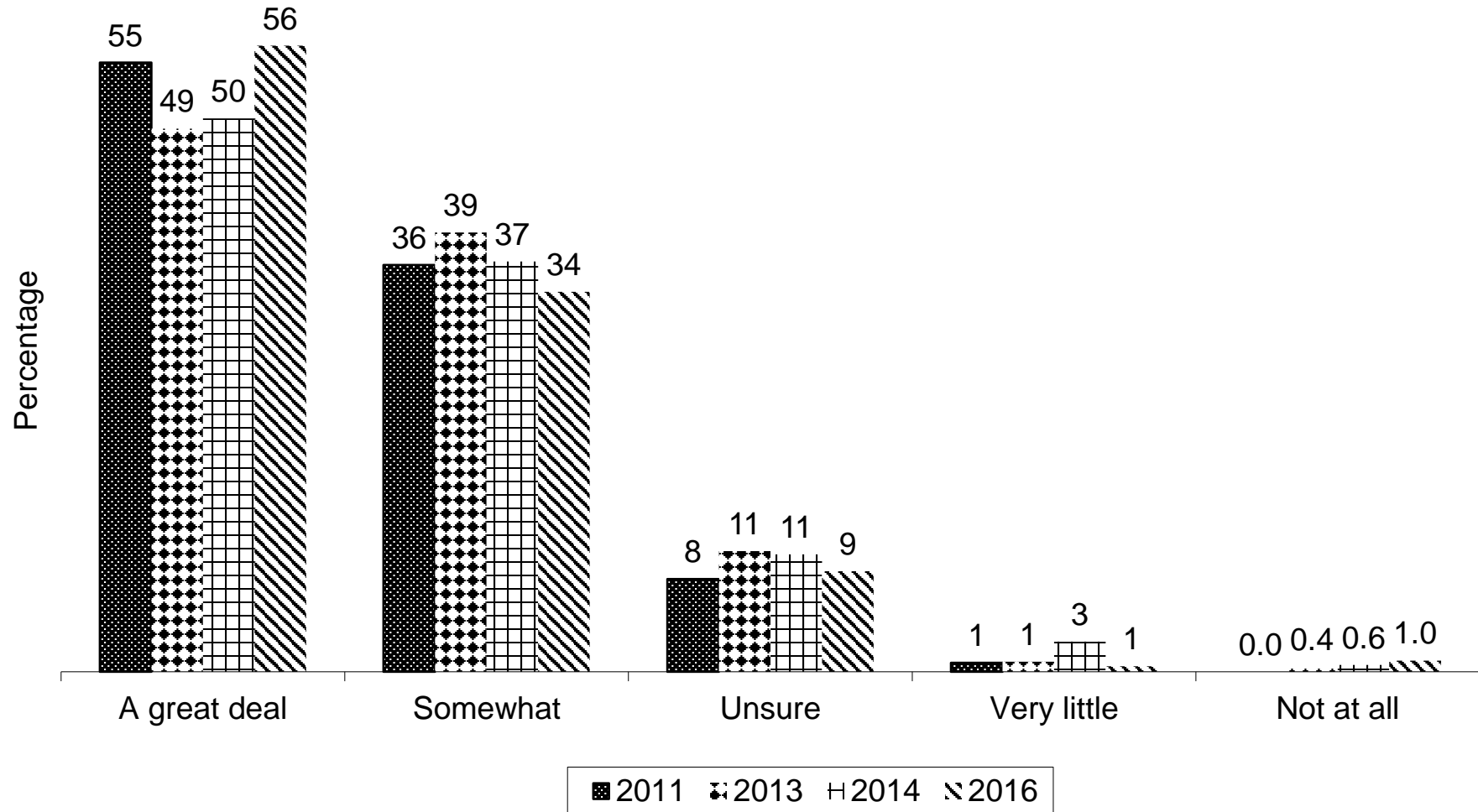
What factor is most likely to influence your decision to study abroad while a student at Wake Forest?



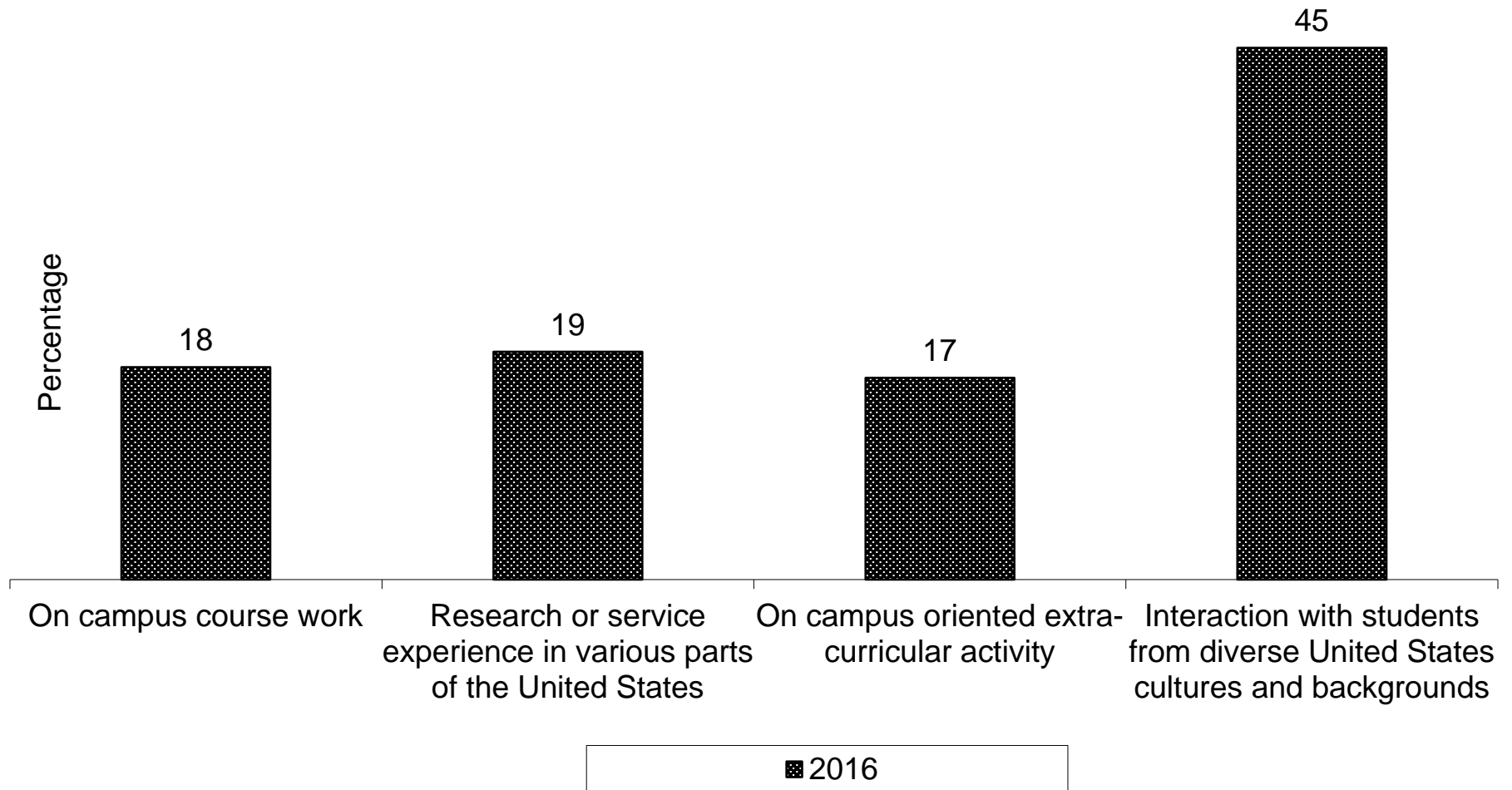
What one experience at Wake Forest do you think will be most significant in shaping your understanding of foreign cultures and societies?



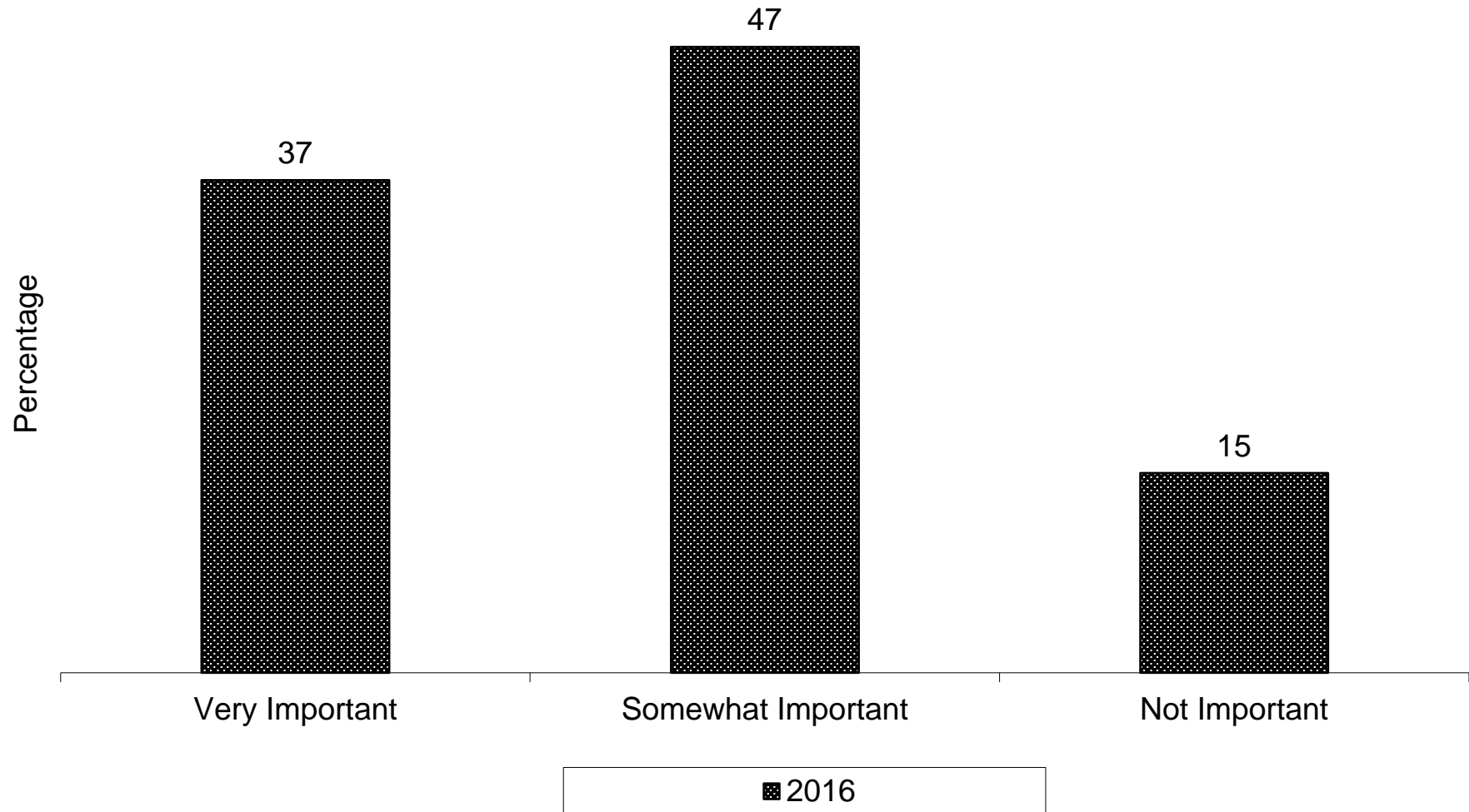
To what extent do you think your college education will enhance your understanding of foreign cultures and societies?



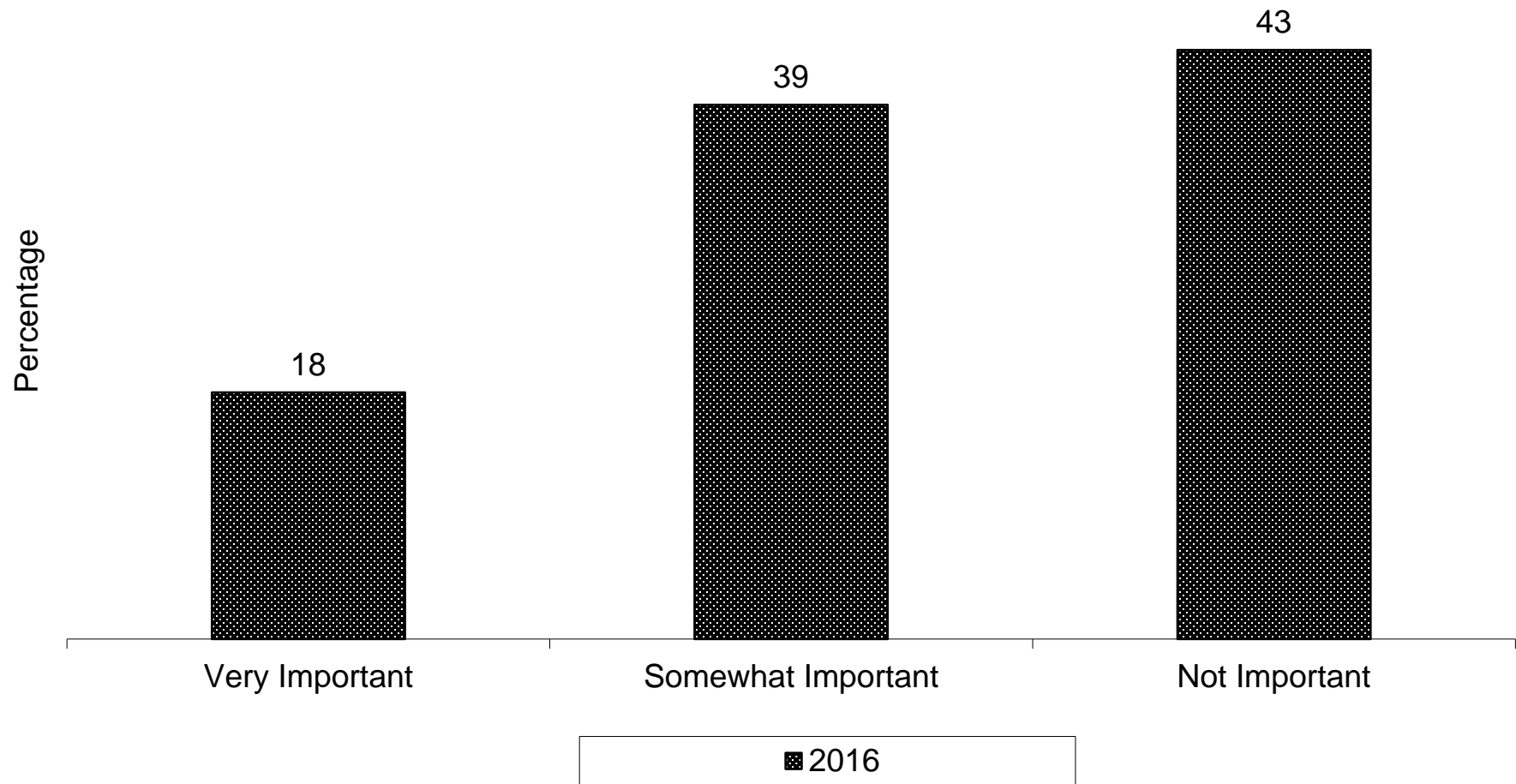
What one experience at Wake Forest do you think will be most significant in shaping your understanding of diverse United States cultures and societies?



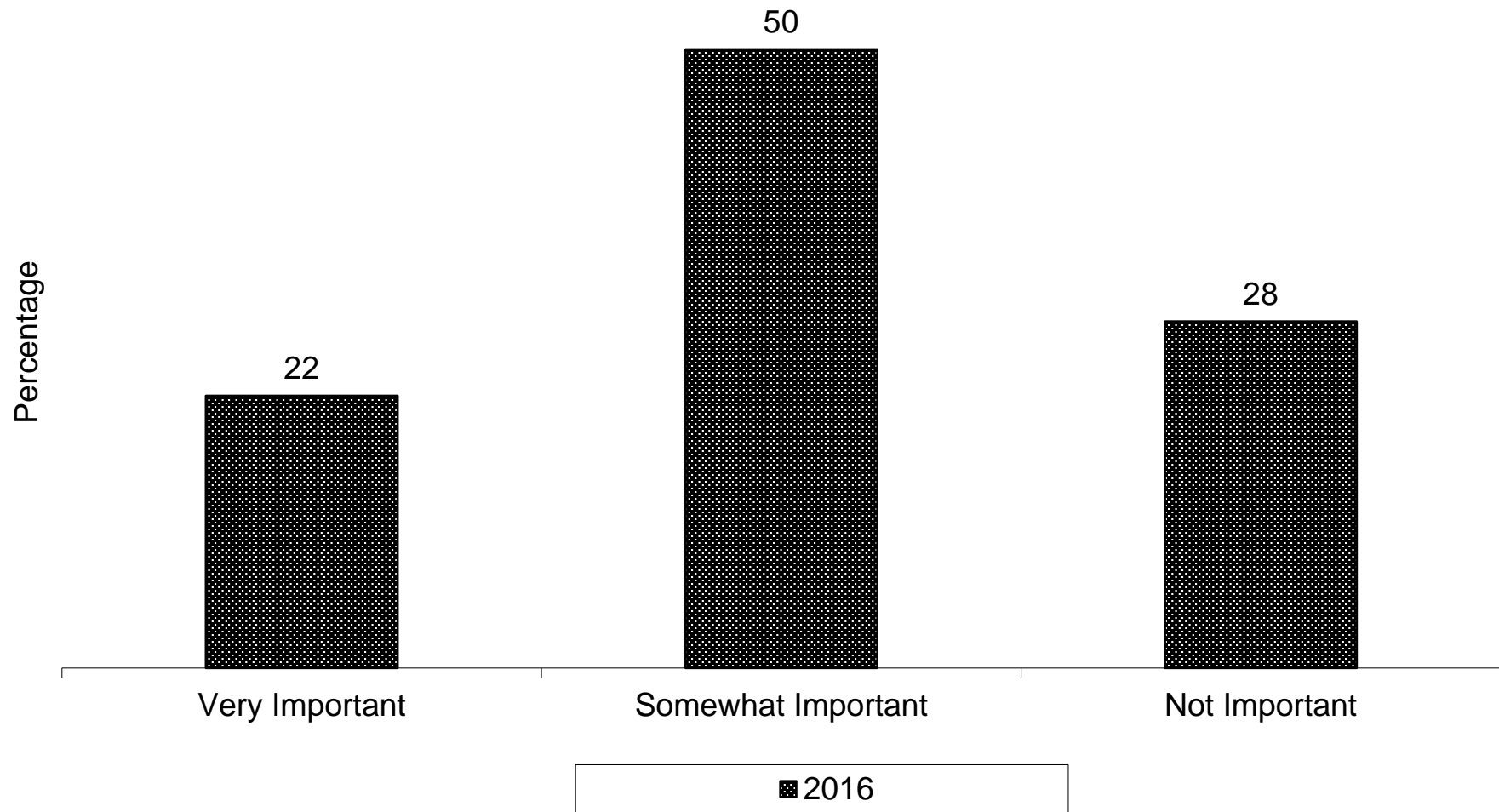
As a reason in your decision to attend Wake Forest, how important was the opportunity to get to know people from a race, ethnicity different from your own?



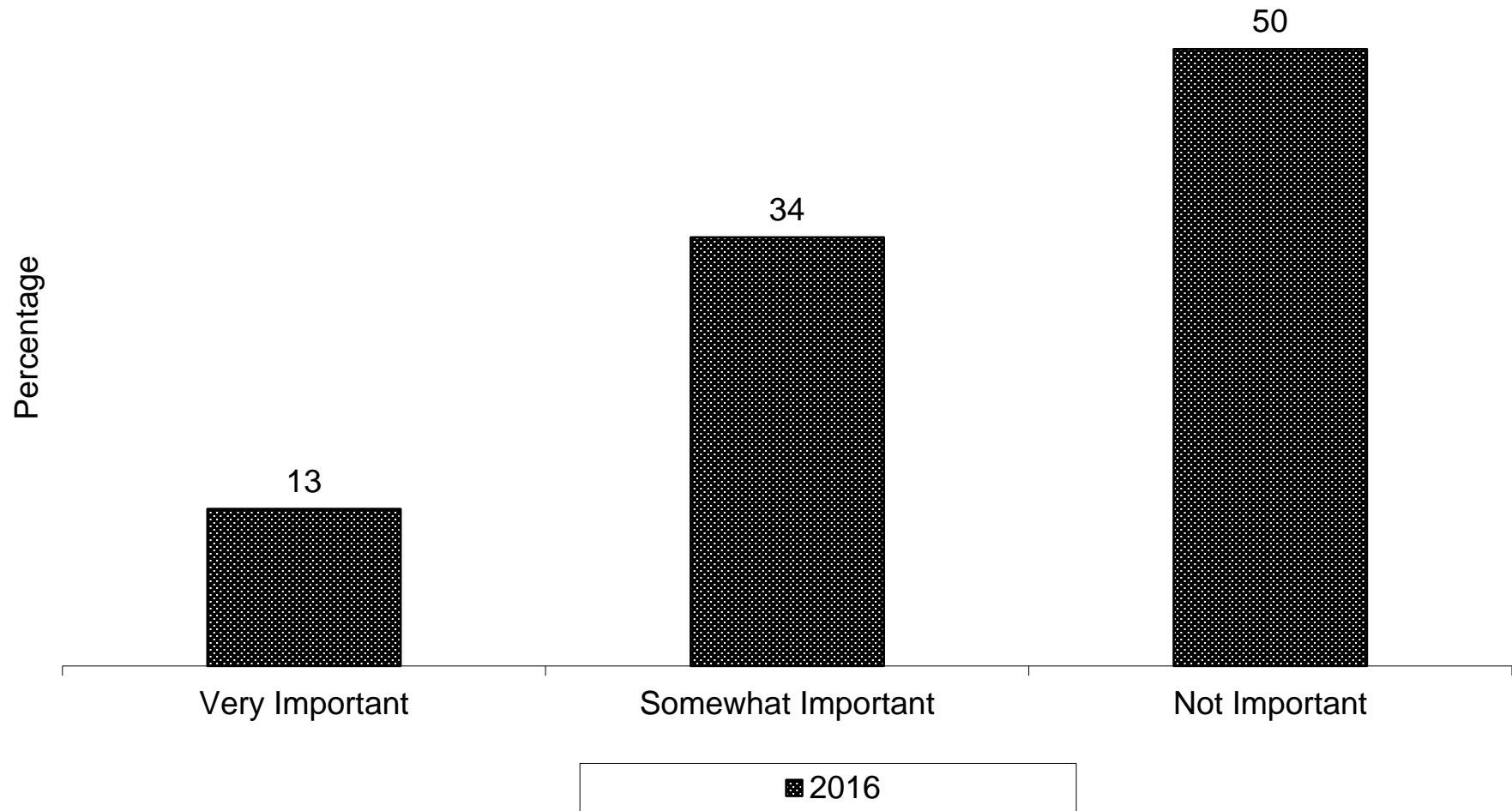
As a reason in your decision to attend Wake Forest, how important was the opportunity to get to know people from a sexual orientation/gender identity different from your own?



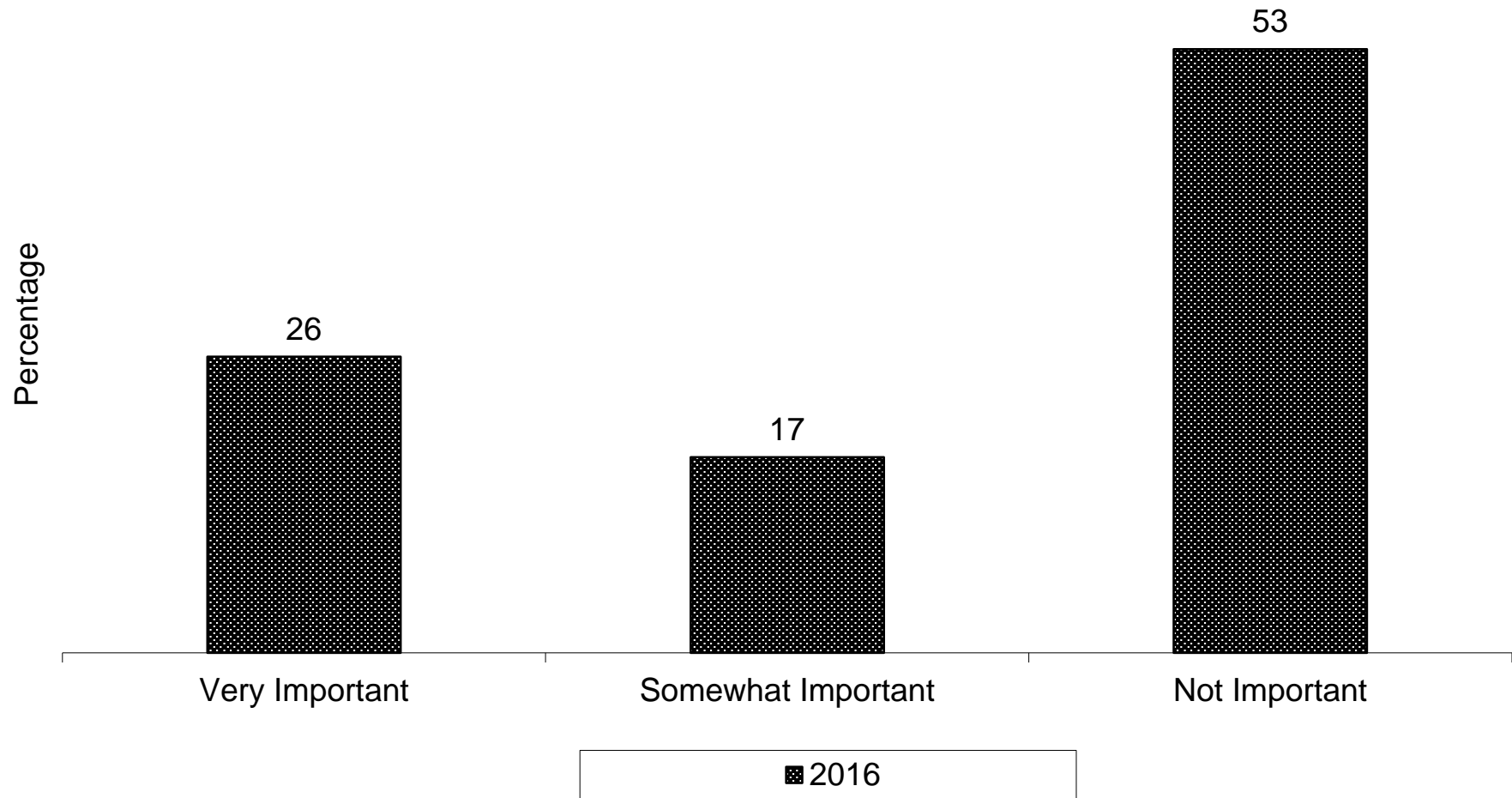
As a reason in your decision to attend Wake Forest, how important was the opportunity to get to know people from a socio-economic group different from your own?



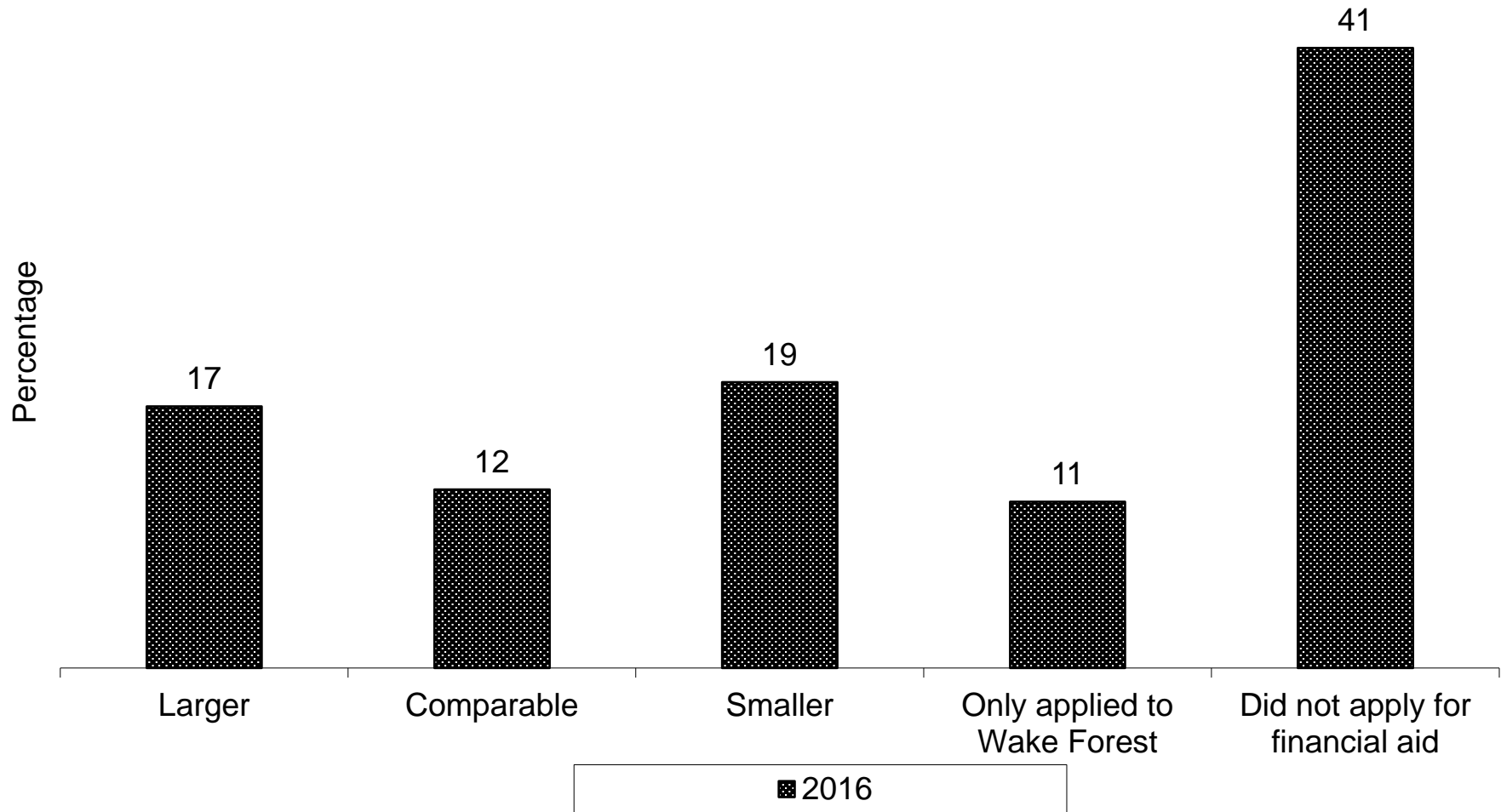
How important would an option for a full first-year abroad experience have been?



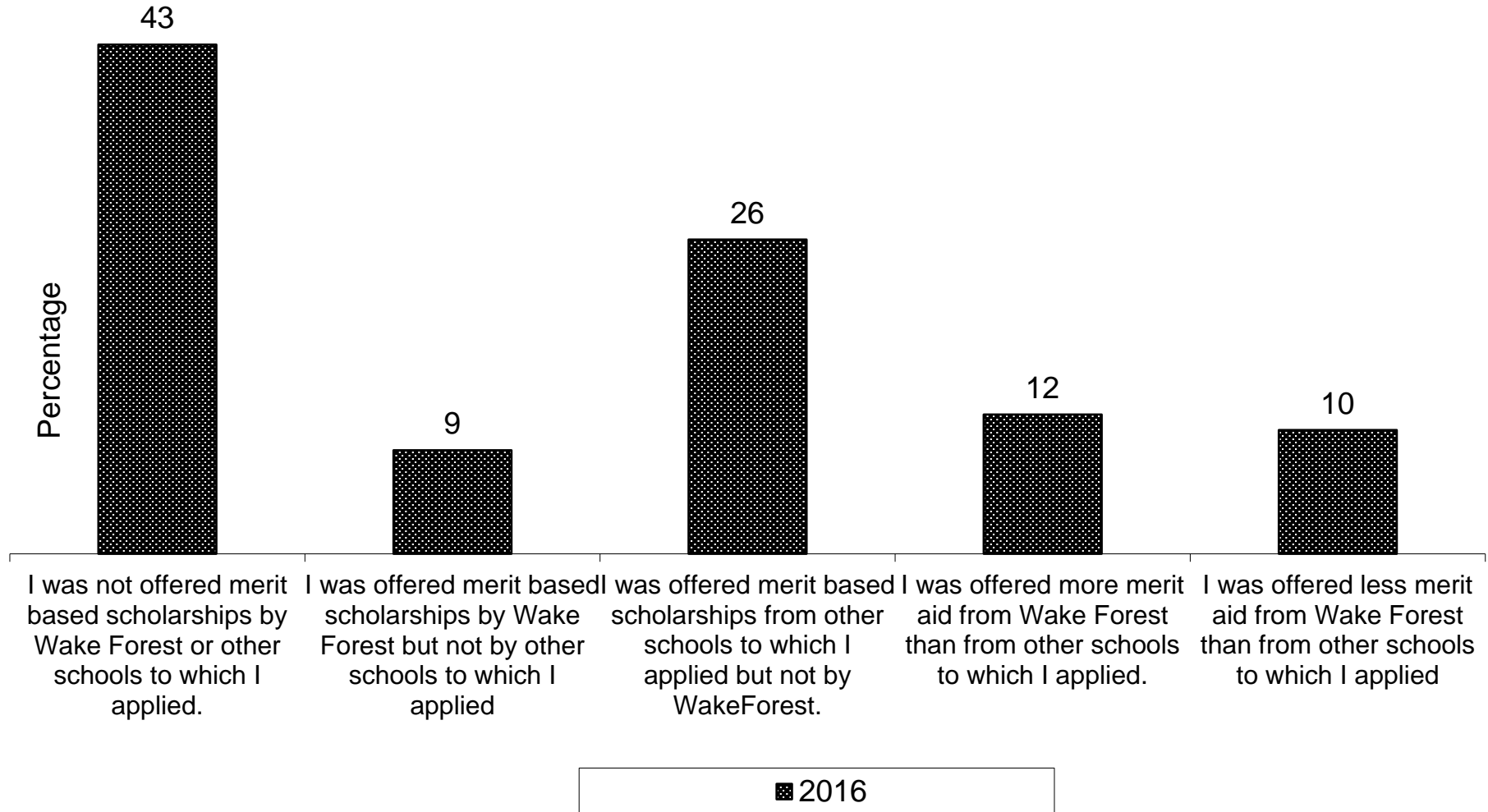
How important was the amount of financial aid that was awarded?



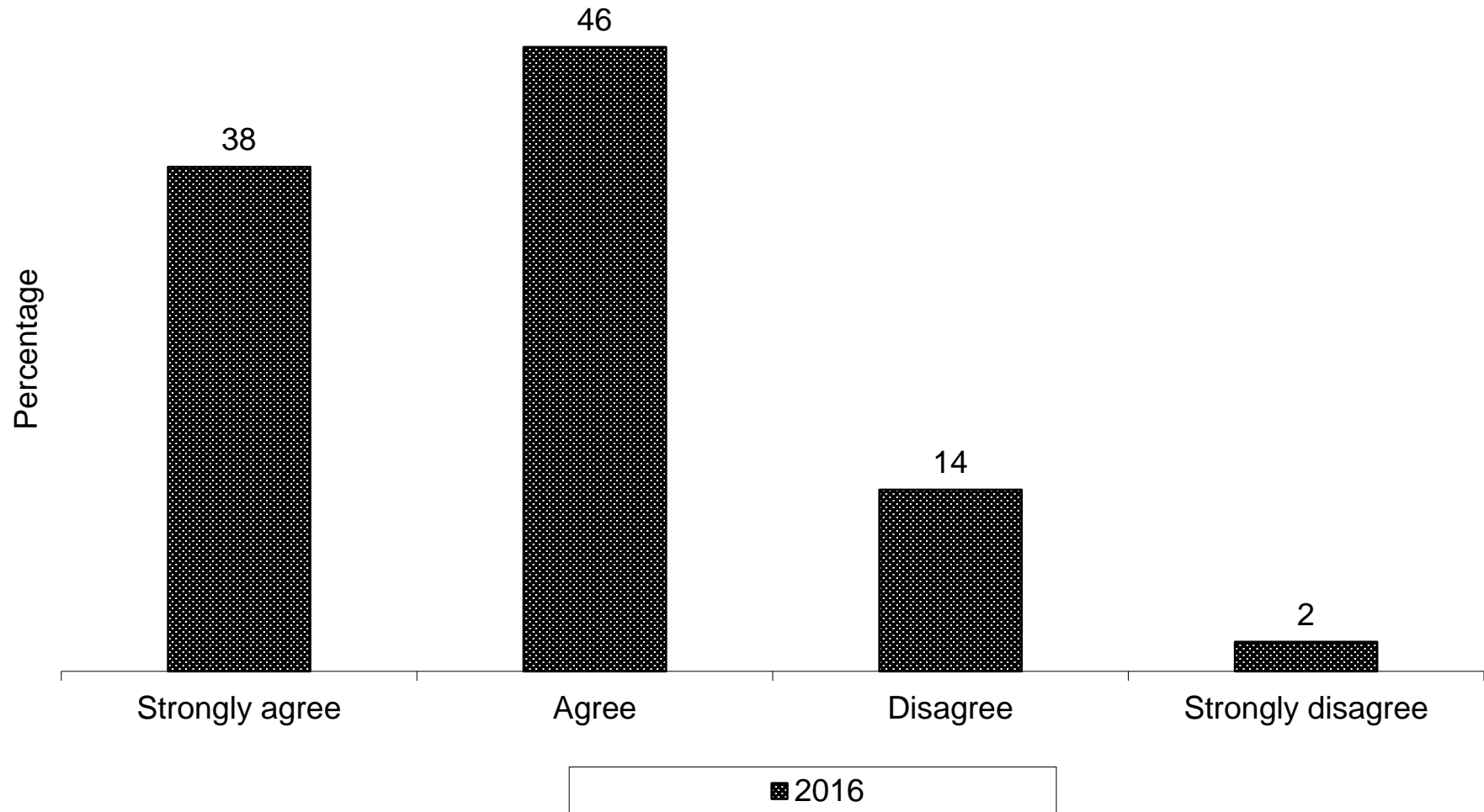
How did your financial aid award from Wake Forest compare with what was offered by other schools to which you applied?



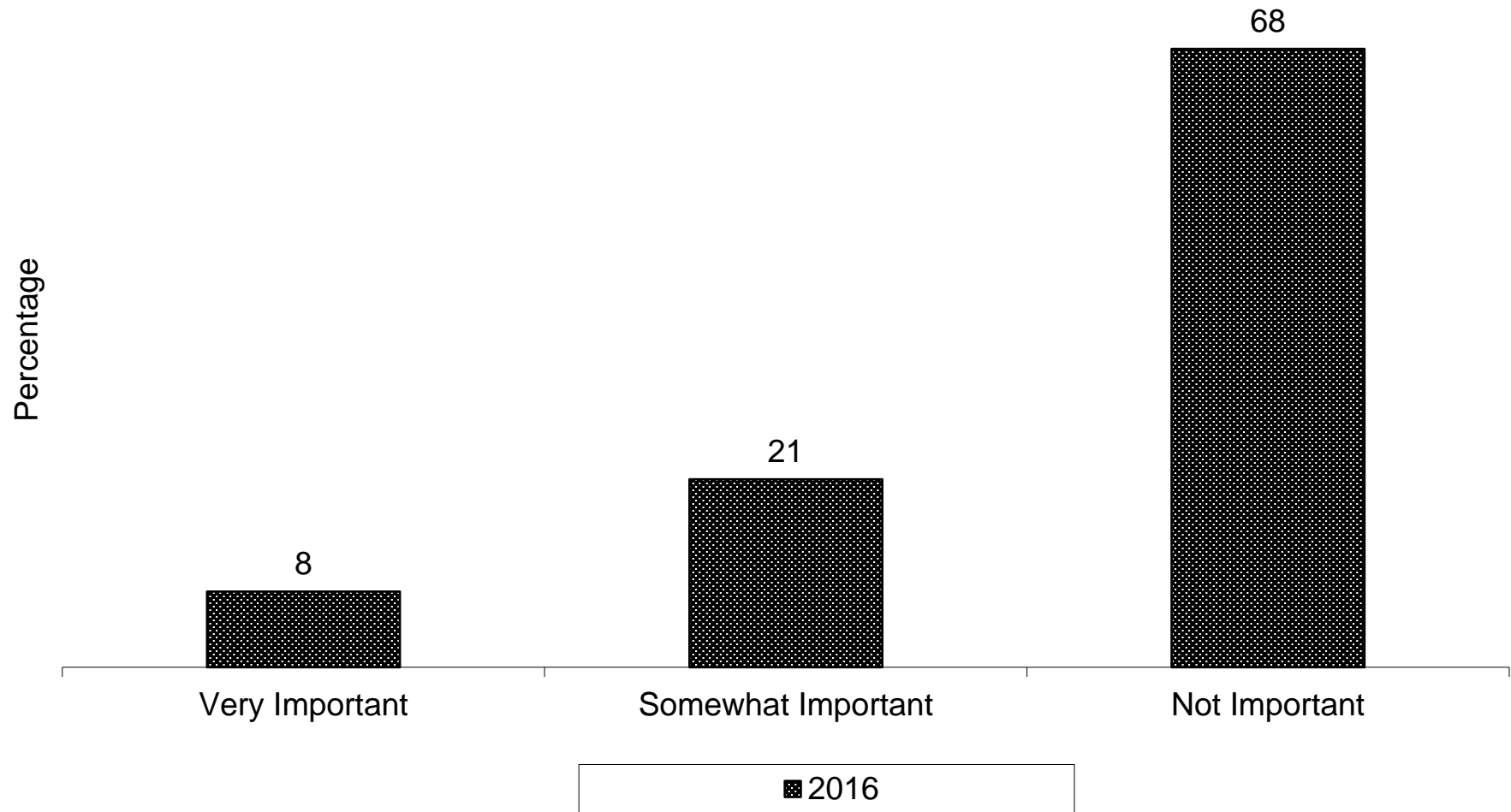
How did your merit-based scholarship award from Wake Forest compare to that which was offered by other schools?



As a student at Wake Forest, I am more eager to take classes across a broad range of disciplines (i.e., the liberal arts) rather than to specialize in a particular area of interest?



How important would an option for an engineering major have been?



Participating Institutions



2016 CIRP Freshman Survey
List of Institutions in the Comparisons Groups
*** included in 2016 National Norms Report**

Public Universities-low selectivity

ACE	Institution	State
1193	Bridgewater State University	MA *
1286	Oakland University	MI *
2210	Portland State University	OR
236	San Francisco State University	CA
2659	Texas State University-San Marcos	TX
2692	The University of Texas at El Paso	TX
48	University of Alaska Fairbanks	AK *
262	University of California-Riverside	CA *
5773	University of Massachusetts-Dartmouth	MA
1295	Wayne State University	MI *

Public Universities-medium selectivity

318	Colorado State University-Fort Collins	CO
463	Florida State University	FL *
1673	Rutgers University-Newark	NJ
584	University of Idaho	ID *
6086	University of Maryland-Baltimore County	MD *
1207	University of Massachusetts Amherst	MA *
1609	University of Nevada-Reno	NV *
2458	University of South Carolina-Columbia	SC

Public Universities-medium selectivity

515	Georgia Institute of Technology-Main Campus	GA
260	University of California-San Diego	CA *
1294	University of Michigan-Ann Arbor	MI *
1984	University of North Carolina at Chapel Hill	NC *
2342	University of Pittsburgh-Pittsburgh Campus	PA *
2819	University of Virginia-Main Campus	VA *

Private Universities-medium selectivity

ACE	Institution	State
5569	Azusa Pacific University	CA *
454	Barry University	FL *
692	Benedictine University	IL *
5753	Biola University	CA *
416	Catholic University of America	DC
2857	Seattle Pacific University	WA *
1204	Suffolk University	MA *
184	University of La Verne	CA *

Private Universities-high selectivity

414	American University	DC *
1773	Fordham University	NY *
657	Loyola University Chicago	IL *
525	Mercer University	GA *
2675	Texas Christian University	TX
2562	Union University	TN
157	University of the Pacific	CA *
1987	Wake Forest University	NC *

Private Universities-very high selectivity

135	California Institute of Technology	CA *
2053	Case Western Reserve University	OH
511	Emory University	GA *
1184	Northeastern University	MA *
1024	Tulane University of Louisiana	LA *
268	University of Southern California	CA *
2567	Vanderbilt University	TN *

Public 4yr Colleges-low selectivity		
ACE	Institution	State
9113	Bridge Idaho	ID
194	California State University-Los Angeles	CA *
4823	California State University-Monterey Bay	CA
230	California State University-Northridge	CA *
5751	California State University-San Bernardino	CA *
4851	California State University-San Marcos	CA *
6166	Dalton State College	GA
	Institute of American Indian and Alaska Native	
7813	Culture	NM
9109	University of Hawaii-West Oahu	HI *
2029	Valley City State University	ND *

Public 4yr Colleges-medium selectivity		
5010	California State University-Long Beach	CA *
1881	CUNY College of Staten Island	NY
6430	CUNY Lehman College	NY *
4867	Florida Gulf Coast University	FL *
2796	Longwood University	VA
1662	Montclair State University	NJ *
1456	University of Central Missouri	MO
2147	University of Central Oklahoma	OK
6232	University of Pittsburgh-Bradford	PA *
1588	Wayne State College	NE

Public 4yr Colleges-high selectivity		
129	California State Polytechnic University-Pomona	CA *
2435	Citadel Military College of South Carolina	SC *
471	New College of Florida	FL *
7241	Ramapo College of New Jersey	NJ
1672	Rutgers University-Camden	NJ
1499	Southeast Missouri State University	MO
7028	SUNY at Purchase College	NY
1878	SUNY College at Potsdam	NY *
4894	SUNY Institute of Technology at Utica-Rome	NY
7026	The Richard Stockton College of New Jersey	NJ *
341	United States Air Force Academy	CO *
380	United States Coast Guard Academy	CT *
1100	United States Naval Academy	MD *
6400	University of Michigan-Flint	MI
5365	University of Minnesota-Morris	MN *
2	University of Montevallo	AL *
9119	University of South Florida Sarasota-Manatee	FL

Private/Nonsectarian 4yr Colleges-low selectivity		
ACE	Institution	State
5275	Bay Path College	MA *
5291	Benjamin Franklin Institute of Technology	MA
1938	Catawba College	NC *
5414	Franklin Pierce University	NH *
9107	Harrisburg University of Science and Technology	PA *
7448	LIM College	NY
2287	Moore College of Art and Design	PA
1839	St. Francis College	NY
5498	St. Thomas Aquinas College	NY *
382	University of Bridgeport	CT *

Private/Nonsectarian 4yr Colleges-medium selectivity		
125	Art Center College of Design	CA *
599	Aurora University	IL *
2244	Delaware Valley College	PA *
897	Friends University	KS *
2072	Hiram College	OH *
685	Rockford University	IL *
476	The University of Tampa	FL *
7256	Touro College	NY
1895	Wells College	NY *
5035	Western New England University	MA *
2354	Wilkes University	PA *
1992	Wingate University	NC *

Private/Nonsectarian 4yr Colleges-high selectivity		
944	Asbury University	KY
948	Berea College	KY *
503	Berry College	GA *
1082	Goucher College	MD *
2794	Hollins University	VA *
2539	Lincoln Memorial University	TN *
199	Mills College	CA *
683	Principia College	IL *
5626	Roger Williams University	RI *
1188	Simmons College	MA *
265	University of Redlands	CA *
789	Wabash College	IN *

Private/Nonsectarian 4yr Colleges-very high selectivity

ACE	Institution	State
1141	Babson College	MA *
1042	Bates College	ME *
2931	Beloit College	WI *
1044	Colby College	ME *
359	Connecticut College	CT *
2247	Dickinson College	PA *
1947	Elon University	NC *
1157	Emerson College	MA
2446	Furman University	SC *
2263	Gettysburg College	PA *
834	Grinnell College	IA *
1776	Hamilton College	NY *
180	Harvey Mudd College	CA *
2267	Haverford College	PA *
1755	Hobart William Smith Colleges	NY
646	Illinois Wesleyan University	IL
652	Knox College	IL
2947	Lawrence University	WI *
2194	Lewis & Clark College	OR *
207	Occidental College	CA *
219	Pomona College	CA *
2209	Reed College	OR
2413	Rhode Island School of Design	RI *
1846	St Lawrence University	NY *
2063	The College of Wooster	OH *
1884	Union College	NY
1891	Vassar College	NY *
274	Westmont College	CA *
2867	Whitman College	WA *
2215	Willamette University	OR *

Catholic 4yr Colleges-low selectivity

354	Albertus Magnus College	CT
2266	Holy Family University	PA *
152	Holy Names University	CA *
1785	Iona College	NY *
1275	Marygrove College	MI *
5888	Neumann University	PA *
1187	Regis College	MA *
1621	Rivier University	NH *
2309	Rosemont College	PA *
2944	Silver Lake College of the Holy Family	WI
435	Trinity Washington University	DC
5517	Villa Maria College	NY *

Catholic 4yr Colleges-medium selectivity

ACE	Institution	State
687	Dominican University	IL *
1158	Emmanuel College	MA *
2285	Marywood University	PA *
5475	Molloy College	NY *
2313	Saint Francis University	PA
5562	Walsh University	OH *

Catholic 4yr Colleges-high selectivity

7072	Benedictine College	KS *
2523	Christian Brothers University	TN
1573	Creighton University	NE *
362	Fairfield University	CT *
2409	Providence College	RI *
5082	Sacred Heart University	CT
781	Saint Mary's College	IN *
2974	Saint Norbert College	WI *
2858	Seattle University	WA
1276	University of Detroit Mercy	MI *
2213	University of Portland	OR *

Other Religious 4yr Colleges-very low selectivity

1641	Bloomfield College	NJ
131	California Baptist University	CA *
1941	Chowan University	NC *
5128	Emmanuel College	GA
2787	Emory & Henry College	VA *
2788	Ferrum College	VA *
212	Fresno Pacific University	CA *
8	Huntingdon College	AL
4715	Life Pacific College	CA *
1949	St. Andrews University	NC *
5053	Vanguard University of Southern California	CA
2214	Warner Pacific College	OR *
2355	Wilson College	PA *

Other Religious 4yr Colleges-low selectivity		
ACE	Institution	State
1243	Adrian College	MI *
2049	Bluffton University	OH
5199	Grace College and Theological Seminary	IN *
667	Monmouth College	IL
5566	Oklahoma Wesleyan University	OK *
2553	Southern Adventist University	TN *
2144	Southern Nazarene University	OK
2561	Tusculum College	TN *
2349	Waynesburg University	PA *
105	Williams Baptist College	AR *

Other Religious 4yr Colleges-medium selectivity		
2432	Anderson University	SC *
1322	Augsburg College	MN *
5194	Bethel College-Indiana	IN *
6667	Corban University	OR *
758	Goshen College	IN *
1953	Guilford College	NC *
642	Illinois College	IL *
2277	Lebanon Valley College	PA *
2283	Lycoming College	PA *
6615	Palm Beach Atlantic University	FL *
2805	Randolph College	VA *
5052	Simpson University	CA
5742	The Master's College and Seminary	CA *

Other Religious 4yr Colleges-high selectivity		
ACE	Institution	State
2519	Belmont University	TN *
815	Central College	IA *
141	Chapman University	CA *
464	Eckerd College	FL *
961	Georgetown College	KY *
1164	Gordon College	MA *
2537	Lee University	TN *
1344	Macalester College	MN *
1412	Millsaps College	MS *
674	North Central College	IL
848	Northwestern College	IA *
2163	Oklahoma City University	OK *
2664	Southwestern University	TX *
783	Taylor University	IN *
2685	Trinity University	TX *
787	Valparaiso University	IN *
858	Wartburg College	IA *
2868	Whitworth University	WA