



Hang out and learn about laundry!



Your Laundry Program

The Included Program - machines don't require coins.

LaundryView Online Monitoring System

Fun student activities and education

Efficient washers and dryers

The bottom of the slide features a decorative graphic consisting of several overlapping, semi-transparent geometric shapes in shades of blue, teal, and green, creating a modern, abstract background.

Committed to Sustainability

- We are ENERGY STAR partners and actively support other environmentally friendly organizations.
- It is our objective to maximize energy savings by introducing and installing the most energy-efficient products to our customers.



Environmental Savings Benefits

- Less electricity to operate wash
- Less water to wash
- Less detergent means less chemicals enter the waste-water system
- Less water heating required

Benefits to the Student

- Less detergent required
- Environmentally friendly
- Larger capacity than top-load washers



Say hello to your Service Technician

- He will visit the laundry room to ensure all the equipment is functioning properly.
- He will also perform services requested through our mobile app, website, or 800 number.



Maytag Equipment



High Efficiency Washers

- Use 50% less water
- Energy Star rated
- Less detergent is required
 - Only ¼ cup detergent is needed
- The door locks and stays locked during the entire cycle
- Take between 30 minutes- 1 hour depending on the cycle





Energy Saving Dryers

Things you should know about the dryers:

- 💧 One washer load equals 1 dryer load
- 💧 A full cycle is 45 minutes-1 hour



Washer Settings

Settings	Temperature
Whites	Hot
Colors	Warm
Perm-Press	Warm
Delicates	Warm
Bright Colors	 Cold
Woolens	 Cold

Machine License Plate

Located on the front of each machine.



CSC ServiceWorks Service Request App:

Reporting a service issue just got even easier. Go to your app store and download the **CSC ServiceWorks Service Request** app today!


Scan the barcode on the machine's license plate using the app.



Android




iPhone



Report an out-of-service machine:

- Using CSC ServiceWorks Service app
- Visiting www.cscsw.com and clicking the service request link
- Calling (800) 762-3452

Why this is important:

- We do not always know when a machine is not operating correctly
 - Please DO NOT assume someone else has reported the issue
 - Report all issues using one of the above methods
- 

Gather your clothes

- Empty pockets
- Zip zippers
- Button buttons

Sort

- Color (Whites / Darks)
- Fabric Type (Delicates)

Choose Detergent

- Bleach (White clothing only)
- Non-chlorine bleach (Colors)



Let's Talk About Soap



Stain Removal Boosters

work with your detergent to help remove tough, set-in stains the first time.



Detergent

should not be overused. Always check the recommended dose on your detergent's package.



Fabric Softeners

help protect your fabrics in the wash from pilling and fraying. They add a layer of softness to your fabrics.



Dryer Sheets

Fabric rubbing together in the dryer causes static. Bounce Dryer Sheets fight static in the dryer.

Tips n' Tricks

- Save your soap! Use only two tablespoons of HE (High Efficiency) detergent
- Use the cold water setting to save energy and help the environment
- Clean the dryer lint filter before and after each load
- Be kind to your fellow students - remove your clothes promptly so others can use the machines



Pay attention to the symbols


You could increase the lifespan of your favorite sweater!



HAND WASH



DO NOT BLEACH



DO NOT DRY



DO NOT IRON



MACHINE WASH



DRY — LOW HEAT



DRY CLEAN ONLY



DELICATE WASH

Washing Instructions

- Load washer, leaving about five inches of space from the top
- Add detergent - Toss in a pod before loading your clothes. This will give you the proper amount of detergent every time!
- Select your cycle
- When the machine door locks, do not attempt to open until the cycle is complete



The door will lock after payment until the end of the cycle



Cold water cleans effectively and saves energy



Drying Instructions

- Clean lint screen for maximum air flow
- 1 washer load = 1 dryer load
- Check clothing tags for drying instructions
- Select desired temperature setting



Do not dry wool, rubber, or plastic



Be careful, the hot setting may cause shrinkage



Dryer will stop each time the door is opened during the cycle



Clothing needs to be able to move freely to dry efficiently



Common Laundry Room Mistakes

Too Much Soap

- Going Green means using LESS WATER and LESS SOAP
- There should be no white in the wash window!

Over / Under-loading the Machines

- Don't pack the washers or dryers; leave room for the water and proper drying.
- Don't wash just one pair of pants.

Not Emptying your Pockets

- Your forgotten items could damage your clothing and clog the pump.



LaundryView® Online Monitoring



LaundryView® Mobile

View your laundry room online before heading to see if a machine is available!

www.laundryview.com



Set alerts to receive notification when the cycle is complete

Report service problems

View Status of machines in the laundry rooms, including the time remaining on cycles in use

View weekly usage stats

