



Senate Athletics Committee - November 16, 2022



WF



Agenda - Key Highlights

Senate Athletics Committee
November 16, 2022 | 4:00 PM

- Athletic and Coaching Accomplishments
- Transfer Rates
- Graduation Success Rates
- Affinity Groups

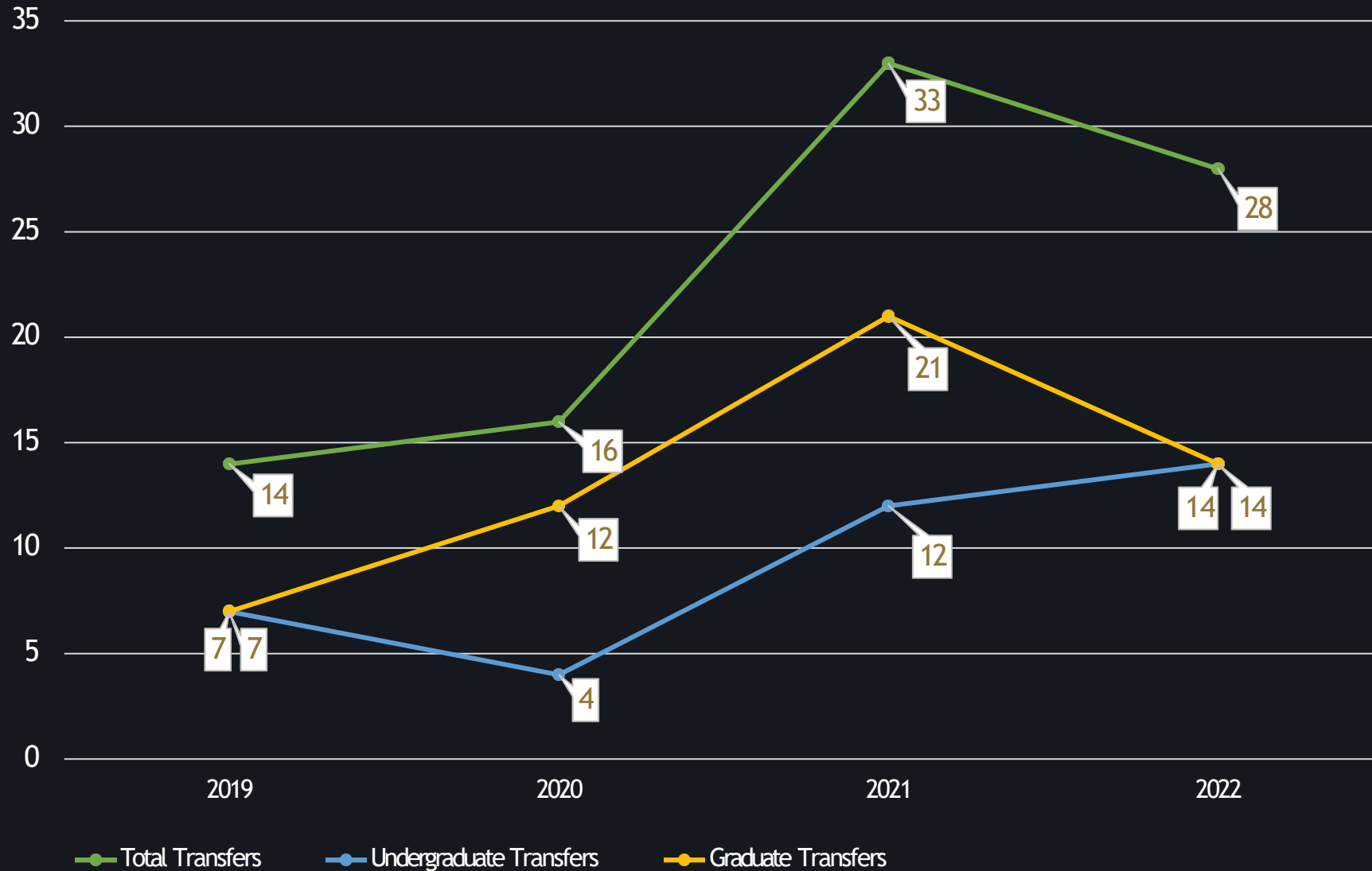


Coach Jennifer Averill
2022 ACC Coach of the Year (Field Hockey)



Men's Cross Country (Coach John Hayes)
2022 ACC Champions

INCOMING TRANSFER STUDENT-ATHLETES ENROLLING AT WAKE FOREST FROM 2019-2022



INCOMING STUDENT-ATHLETE TRANSFER DISTRIBUTION

INCOMING TRANSFERS FROM SPRING 2019 - FALL 2022 BY SPORT			
Sport	Undergraduate	Graduate	Total
Baseball	7	10	17
MBasketball	10	5	15
WBasketball	1	0	1
Field Hockey	2	2	4
Football	7	10	17
MGolf	0	0	0
WGolf	0	1	1
MSoccer	2	0	2
WSoccer	1	4	5
MTennis	2	4	6
WTennis	1	1	2
MTrack/CC	0	8	8
WTrack/CC	1	7	8
Volleyball	3	2	5

OUTCOMES OF TRANSFER STUDENTS WHO ENROLLED BETWEEN 2019-22.	
RECEIVED DEGREES	OTHER OUTCOMES
Total incoming transfer students who earned Wake Forest degrees or certificates.	Total incoming transfer students who have not completed degrees.
6 Undergraduate 23 Graduate	49 Currently Enrolled 13 Withdrew/Transferred - 5 Turned Professional (eligible) - 5 Transferred (again) - 3 Other
Total: 29	Total: 62

Transfers from Spring 2019 - Fall 2022 By Race/Ethnicity*		
	Count	%
Asian	1	1.10%
Black or African American	23	25.27%
Hispanic/Latino	6	6.59%
Race and Ethnicity Unknown	12	13.19%
Two or More Races	3	3.30%
White	46	50.55%
Total	91	

*All racial & ethnic descriptions are self-reported by the student-athletes.

ACADEMIC PROGRESS RATE AND GRADUATION SUCCESS RATE STATUS REPORT

Academic Progress Rate (APR)

Sport	2017-18	2018-19	2019-20	2020-21	4-Year Rate
Baseball	974	974	1000	972 (28)	979 (90)
Men's Basketball	935	978	978	974 (13)	966 (50)
Men's Cross Country	976	959	1000	944 (14)	967 (47)
Football	991	997	983	988 (99)	990 (386)
Men's Golf	1000	1000	1000	1000 (10)	1000 (37)
Men's Soccer	983	1000	985	988 (28)	989 (86)
Men's Tennis	1000	917	1000	792 (10)	925 (32)
Men's Track	983	969	1000	963 (22)	977 (70)
Women's Basketball	1000	1000	1000	929 (15)	982 (56)
Women's Cross Country	944	1000	1000	1000 (12)	988 (43)
Field Hockey	1000	1000	1000	985 (18)	996 (73)
Women's Golf	1000	1000	1000	1000 (7)	1000 (27)
Women's Soccer	1000	1000	989	988 (24)	993 (84)
Women's Tennis	1000	1000	1000	1000 (8)	1000 (32)
Women's Track	944	1000	1000	977 (24)	982 (84)
Volleyball	1000	979	1000	955 (14)	984 (53)

*2021-22 Not yet released (May 2023)

Graduation Success Rate (GSR)

Year (cohort)	GSR
2017 (11-12)	94%
2018 (12-13)	95%
2019 (13-14)	96%
2020 (14-15)	96%
2021 (15-16)	96%



Athletes
IN
Business

October 5th at 7:00 PM	MILLER CENTER, ROVERE ROOM
	Information session for student-athletes who are interested in business!

The poster features a black background with colorful geometric shapes (circles, squares, crosses) in orange, blue, and red scattered around the text.



developingdeacs

ATHLETES IN
MEDICINE & STEM

MONDAY, OCTOBER 17TH @ 7PM


DECKER AUDITORIUM IN
MANCHESTER ATHLETIC CENTER

SNACKS WILL BE PROVIDED!

with distinguished guest:
Dr. John Tomlinson
Associate Teaching Professor,
Department of Chemistry
Director of Health Professions Chair,
Health Professions Committee

The poster features a light green background with blue chemical structures at the top and a blue and green microscope and test tubes at the bottom right.

Feel free to reach out to any of us with questions or concerns!



Stew Carter
College



Lisa Dragoni
Business



Angela Edwards
Medicine



Jimmy Ruiz
Medicine



Raisur Rahman
College



Julie Wayne
Business


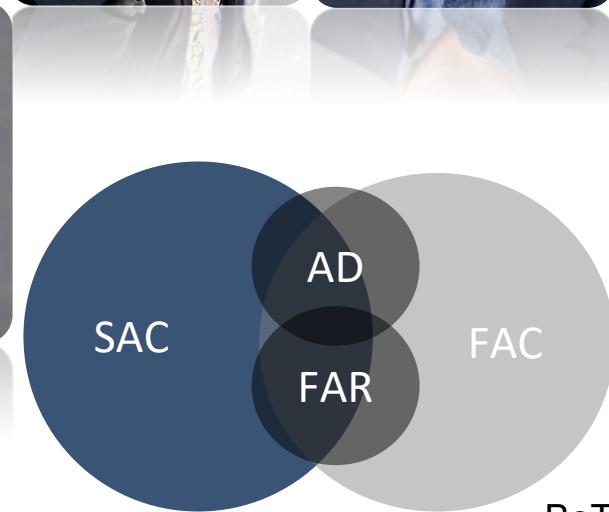
John Currie
Director of
Athletics (AD)



**Pete
Brubaker**
Faculty
Athletics
Rep. (FAR)



John Sumanth
Business
Chair, SAC



Jason Parsley
College
Chair, FAC
BoT Athletics Committee Rep.

Senate Athletics Committee (SAC)

Faculty Athletics Committee (FAC)

